




THE SUPREME COURT *of* OHIO

Ohio Courts Summary




2005

THE SUPREME COURT *of* OHIO

2005

OHIO COURTS SUMMARY



THOMAS J. MOYER

CHIEF JUSTICE

ALICE ROBIE RESNICK

PAUL E. PFEIFER

EVELYN LUNDBERG STRATTON

MAUREEN O'CONNOR

TERRENCE O'DONNELL

JUDITH ANN LANZINGER

JUSTICES

STEVEN C. HOLLON

ADMINISTRATIVE DIRECTOR

JUDICIAL & COURT SERVICES DIVISION

DOUGLAS R. STEPHENS

DIRECTOR

CASE MANAGEMENT SECTION

STEVEN W. HANSON

MANAGER

REPORT PRODUCTION AND GRAPHICS

GRETCHEN BEAM

DEBI FAGAN

BRIAN FARRINGTON

REGINA KOEHLER

COMPUTER PROGRAM DEVELOPMENT

MARK DUTTON

On the Cover:

Logan County Courthouse, Bellefontaine

Dear Fellow Ohioans:

May 2006

The Supreme Court of Ohio is pleased to issue the 49th edition of the *Ohio Courts Summary*, which provides a statistical picture of the Ohio court system. The 2005 *Ohio Courts Summary* is a valuable overview of the work of Ohio's courts.

More than 3.1 million cases were filed in Ohio courts in 2005: 2,444 in the Supreme Court; 11,477 in the courts of appeals; 229,352 in the courts of common pleas, general division; 77,888 in the domestic relations courts; 93,708 in the probate courts; 253,245 in the juvenile courts; 2,265,931 in the municipal courts (including 1,216,460 non-O.V.I. traffic cases); 204,019 (including 132,969 non-O.V.I. traffic cases) in the county courts; and 1,138 in the Court of Claims.

Compared to 2004, the statewide total of new filings increased by 2 percent; the Supreme Court experienced a 12 percent increase in new filings and the courts of appeals experienced an increase of 7 percent. The Court of Claims experienced an 11 percent increase in new filings over 2004. Other notable statistics concerning changes in 2005 over 2004:

Courts of common pleas, general division

- 9 percent increase in foreclosure filings (301 percent increase since 1995)
- 11 percent increase in other civil filings (57 percent increase since 1995)
- 4 percent increase in criminal filings (31 percent increase since 1995)

Courts of common pleas, domestic relations division

- 5 percent increase in domestic violence filings (273 percent increase since 1995)

Courts of common pleas, juvenile division

- 5 percent decrease in traffic filings (32 percent decrease since 1995)
- 12 percent increase in child support enforcement or modification filings (60 percent increase since 1995)

The *Ohio Courts Summary* will be useful to the bench, the bar, court personnel and others involved in Ohio's judicial system. It also will inform Ohioans as to how their court system is serving them.

The *Ohio Courts Summary* is a reflection of the dedication and commitment of our judges and court personnel. We appreciate their assistance in preparing this report. Together, we will continue to maintain excellence in the administration of justice in Ohio.



Thomas J. Moyer

Table of Contents

	Page
Section A – Descriptions of Ohio Courts	
Structure of the Ohio Judicial System.....	1
Supreme Court of Ohio.....	2
Courts of Appeals.....	3
Appellate District Map.....	4
Court of Claims.....	5
Courts of Common Pleas.....	5
Jurisdictional Distribution.....	7
Courts of Common Pleas Jurisdictional Map.....	8
Municipal and County Courts.....	9
Municipal and County Courts Jurisdictional Map.....	10
Mayor's Courts.....	11
All Ohio Courts Total New Cases Filed 2001-2005.....	12
Section B – The Supreme Court of Ohio	
Supreme Court Caseload Details.....	13
Section C – Courts of Appeals	
Overall Caseloads.....	19
Statewide New Cases Filed and Total Terminations Comparison (graph)	20
New Cases Filed Comparison (graph).....	20
Criminal Appeals.....	21
Civil Appeals.....	22
Miscellaneous Matters.....	23
Domestic Relations, Juvenile, and Probate Appeals.....	24
Average New Cases Filed Per Judge (graph).....	25
Section D – Court of Claims	
Overall Caseloads (Including Victims of Crime Claims).....	26
Section E – Courts of Common Pleas, General Division	
Composite Report for Entire State.....	27
Overall.....	28
Total Civil.....	32
Professional Tort.....	36
Product Liability.....	40
Other Torts.....	44
Workers' Compensation.....	48
Foreclosures.....	52
Administrative Appeal.....	56
Complex Litigation.....	60
Other Civil.....	64

Criminal	68
Statewide New Criminal Cases Filed and Total Terminations Comparison (graph)	72
Statewide New All Civil Cases Filed and Total Terminations Comparison (graph)	72

Section F – Courts of Common Pleas, Domestic Relations Division

Composite Report for Entire State.....	73
Overall.....	74
Marriage Terminations with Children	78
Marriage Terminations without Children	82
Marriage Dissolutions with Children	86
Marriage Dissolutions without Children.....	90
Change of Custody	94
Visitation Enforcement or Modification.....	98
Support Enforcement or Modification	102
Domestic Violence.....	106
U.I.F.S.A.....	110
Parentage	114
All Others.....	118
Statewide New Marriage Terminations and Dissolutions Filed and Terminations Comparison (graph)	122

Section G – Courts of Common Pleas, Probate Division

Composite Report for Entire State.....	123
Overall.....	124
Decedents’ Estates and Wrongful Death	126
Guardianships.....	128
Conservatorships, Testamentary Trusts, and Civil Actions.....	130
Miscellaneous Activities	132
Statewide New Cases Filed and Total Terminations Comparison (graph)	134

Section H – Courts of Common Pleas, Juvenile Division

Composite Report for Entire State.....	135
Overall.....	136
Delinquency.....	140
Traffic.....	144
Dependency, Neglect, and Abuse	148
Unruly	152
Adult.....	156
Motion for Permanent Custody.....	160
Custody, Change of Custody, and Visitation	164
Support Enforcement or Modification	168
Parentage	172
U.I.F.S.A.....	176
All Others.....	180

Statewide New Cases Filed and Total Terminations Comparison (graph)	184
--	-----

Section I – Municipal Courts

Composite Administrative Judge Report for Entire State.....	185
Composite Individual Judge Report Form for Entire State.....	186
New Cases Filed Comparison (graph)	187
Overall.....	188
Felony.....	191
Statewide New Felony Cases Filed and Total Terminations Comparison (graph)	197
Statewide New Misdemeanor Cases Filed and Total Terminations Comparison (graph)	197
Misdemeanor.....	198
O.V.I.....	204
Statewide New O.V.I. Cases Filed and Total Terminations Comparison (graph)	210
Statewide New Other Traffic Cases Filed and Total Terminations Comparison (graph)	210
Other Traffic.....	211
Personal Injury and Property Damage.....	217
Contracts.....	223
F.E.D.....	229
Other Civil.....	235
Small Claims.....	241
Statewide All Civil Cases Filed and Total Terminations Comparison (graph)	247

Section J – County Courts

Composite Administrative Judge Report for Entire State.....	248
Composite Individual Judge Report Form for Entire State.....	249
New Cases Filed Comparison (graph)	250
Overall.....	251
Felony.....	252
Statewide New Felony Cases Filed and Total Terminations Comparison (graph)	254
Statewide New Misdemeanor Cases Filed and Total Terminations Comparison (graph)	254
Misdemeanor.....	255
O.V.I.....	257
Statewide New O.V.I. Cases Filed and Total Terminations Comparison (graph)	259
Statewide New Other Traffic Cases Filed and Total Terminations Comparison (graph)	259
Other Traffic.....	260
Personal Injury and Property Damage.....	262
Contracts.....	264
F.E.D.....	266
Other Civil.....	268
Small Claims.....	270

Statewide All Civil Cases Filed and
Total Terminations Comparison (graph) 272

Section K – Definitions

Courts of Common Pleas 273
Municipal and County Courts 276

Section A

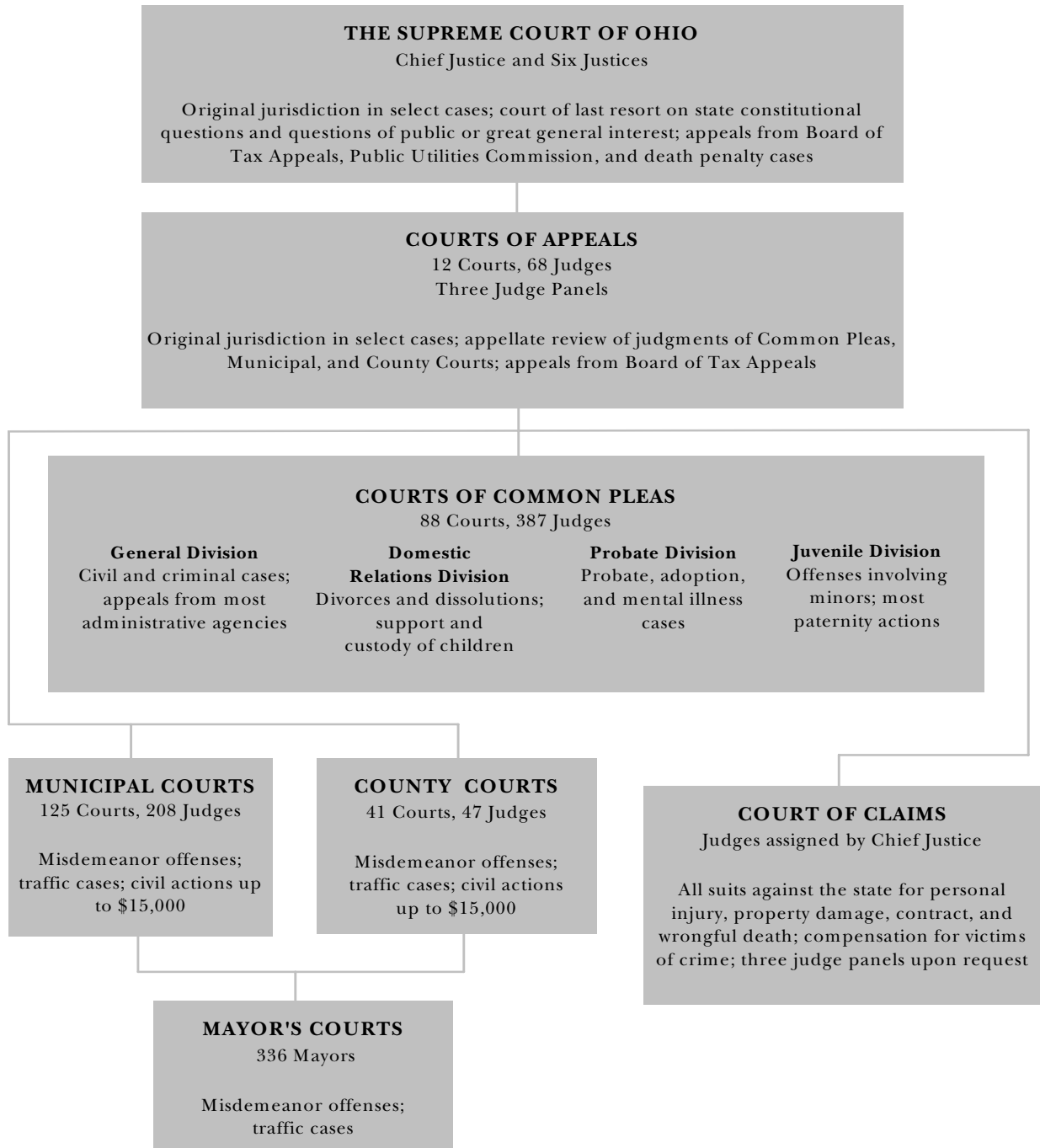
Ohio Courts



Auglaize County Courthouse
Wapakoneta

Structure of the Ohio Judicial System

2005



The Supreme Court of Ohio

The Supreme Court of Ohio is established by Article IV, Section 1, of the Ohio Constitution, which provides that “the judicial power of the state is vested in a Supreme Court, Courts of Appeals, Courts of Common Pleas and divisions thereof, and such other courts inferior to the Supreme Court as may from time to time be established by law.”

Article IV, Section 2, of the Constitution sets the size of the court at seven – a chief justice and six justices – and outlines the jurisdiction of the court.

The Supreme Court is the court of last resort in Ohio. Most of its cases are appeals from the 12 district courts of appeals. The court may grant leave to appeal criminal cases from the courts of appeals and may direct any court of appeals to certify its record on civil cases that are found to be “cases of public or great interest.”

The court must accept appeals of cases that originated in the courts of appeals; cases involving the death penalty; cases involving questions arising under the U.S. Constitution or the Ohio Constitution; and cases in which there have been conflicting opinions from two or more courts of appeals. The court must also accept appeals from such administrative bodies as the Board of Tax Appeals and the Public Utilities Commission.

The court has original jurisdiction for certain special remedies that permit a person to file an action in the Supreme Court. These extraordinary remedies include writs of habeas corpus (involving the release of persons allegedly unlawfully imprisoned or committed), writs of mandamus and procedendo (ordering a public official to do a required act), writs of prohibition (ordering a lower court to cease an unlawful act), and writs of quo warranto (against a person or corporation for usurpation, misuse or abuse of public office or corporate office or franchise).

The Supreme Court makes rules governing practice and procedure in Ohio’s courts. Procedural rules adopted by the Supreme Court become effective unless both houses of the General Assembly adopt a concurrent resolution of disapproval. The Supreme Court also exercises general superintendence over all state courts through its rule-making authority. The rules of superintendence set minimum standards for court administration. Unlike procedural rules, rules of superintendence do not have to be submitted to the General Assembly to become effective.

The chief justice assigns judges to courts for temporary duty in cases of a court overload, where a judge has been removed from a case because of an affidavit of disqualification, or where a judge has recused himself or herself from a particular case.

The court has authority over the admission of attorneys to the practice of law in Ohio and may discipline admitted attorneys who violate the rules governing the practice of law.

The chief justice and six justices are elected to six-year terms on a nonpartisan ballot. Two justices are chosen at the general election in even-numbered years. In the year when the chief justice runs, voters pick three members of the court. A person must be an attorney with at least six years of experience in the practice of law to be elected or appointed to the court. Appointments are made by the governor for vacancies that occur between elections.

Courts of Appeals

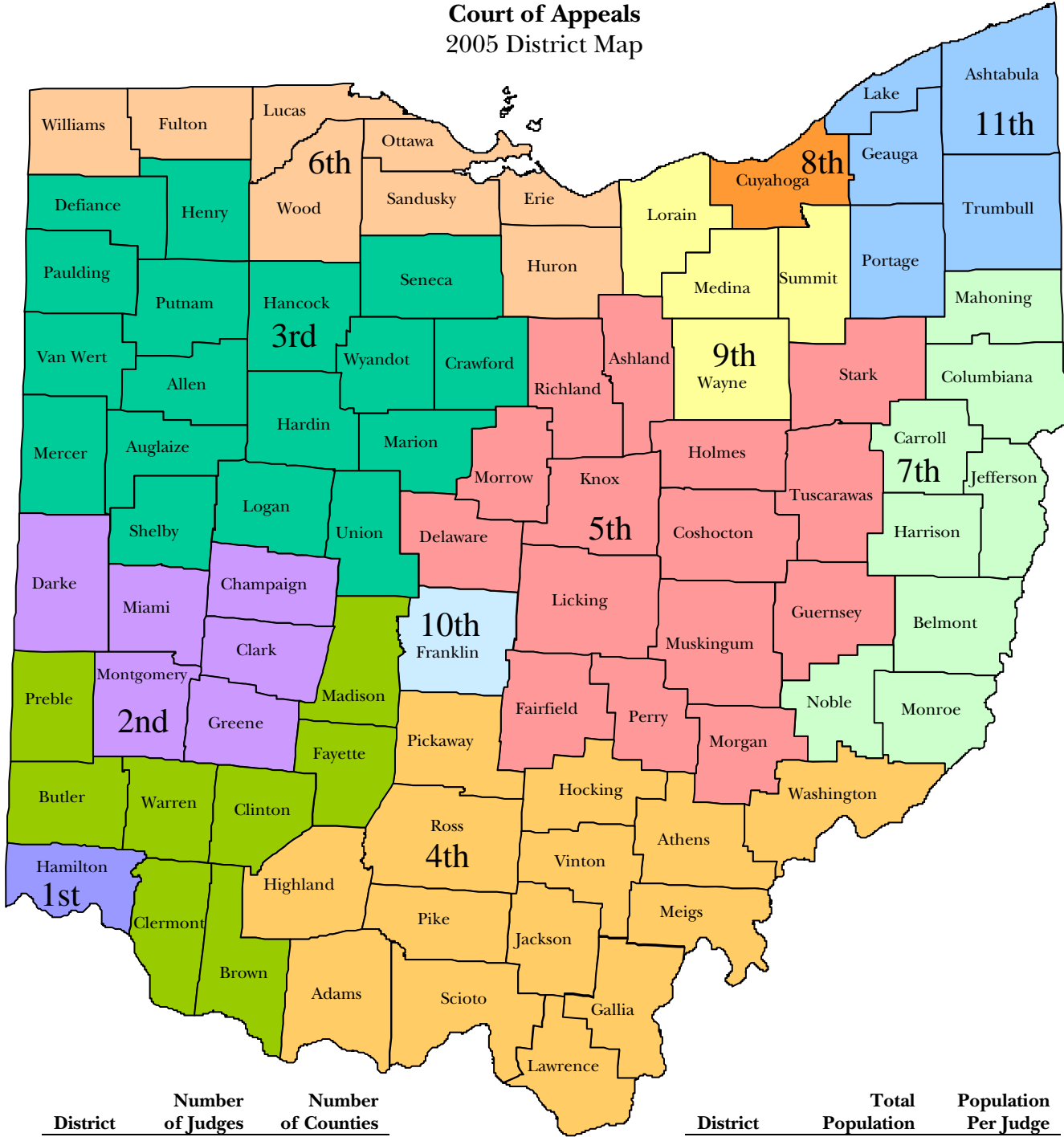
The courts of appeals are established by Article IV, Section 1, of the Ohio Constitution and their jurisdiction is outlined in Article IV, Section 3. As the intermediate level appellate courts, their primary function is to hear appeals from the common pleas, municipal and county courts. Each case is heard and decided by a three-judge panel.

The state is divided into 12 appellate districts, each of which is served by a court of appeals that sits in each of the counties in the district. The number of judges in each district depends on a variety of factors, including the district's population and the court's caseload. Each district has a minimum of three appellate judges. Appeals court judges are elected to six-year terms in even-numbered years. They must have been admitted to the practice of law in Ohio six years preceding commencement of the term.

In addition to their appellate jurisdiction, the courts of appeals have original jurisdiction, as does the Supreme Court, to hear applications for writs of habeas corpus, mandamus, procedendo, prohibition and quo warranto. The 10th District Court of Appeals in Franklin County also hears appeals from the Ohio Court of Claims.

In 2005, there were 68 court of appeals judges. Court of appeals judges are elected in even-numbered years to six-year terms on a nonpartisan ballot. Appellate judges must be attorneys with at least six years of experience in the practice of law. The Governor makes appointments to fill vacancies in courts of appeals that occur between elections.

Court of Appeals 2005 District Map



District	Number of Judges	Number of Counties
First	6	1
Second	5	6
Third	4	17
Fourth	4	14
Fifth	6	15
Sixth	5	8
Seventh	4	8
Eighth	12	1
Ninth	5	4
Tenth	8	1
Eleventh	5	5
Twelfth	4	8

District	Total Population	Population Per Judge
First	845,303	140,884
Second	1,042,757	208,551
Third	782,234	195,559
Fourth	616,789	154,197
Fifth	1,364,704	227,451
Sixth	899,206	179,841
Seventh	587,680	146,920
Eighth	1,393,978	116,165
Ninth	1,090,222	218,044
Tenth	1,068,978	133,622
Eleventh	798,311	159,662
Twelfth	862,978	215,745

The Court of Claims

The Court of Claims has statewide, original jurisdiction over all civil actions filed against the state of Ohio. Created by the General Assembly in 1976 by R.C. 2743, the court sits in Franklin County in the Ohio Judicial Center.

Civil actions in the Court of Claims are determined in one of two ways. Actions against the state of \$2,500 or less are determined administratively by the clerk or deputy clerk. Civil actions in excess of \$2,500 are heard and determined by a single judge. A judge of the court also may review and enter final judgment in a civil action determined administratively.

The judges of the Court of Claims sit upon temporary assignment by the Chief Justice of the Supreme Court. Commissioners of the Court of Claims are appointed by the Supreme Court.

Courts of Common Pleas

The court of common pleas, the only trial court created by the Ohio Constitution, is established by Article IV, Section 1, of the Constitution, and its duties are outlined in Article IV, Section 4.

There is a court of common pleas in each of the 88 counties. The courts of common pleas have original jurisdiction in all criminal felony cases and original jurisdiction in all civil cases in which the amount in controversy is more than \$500. Courts of common pleas have appellate jurisdiction over the decisions of some state administrative agencies.

Most courts of common pleas have specialized divisions created by statute to decide cases involving juveniles, the administration of estates and domestic relations matters. Only five courts of common pleas have no specialized divisions: the courts in Adams, Morgan, Morrow, Noble and Wyandot counties.

In 2005, there were 387 common pleas judges in Ohio. Of these, 156 had general jurisdiction only; 73 had general and domestic relations jurisdictions; five had general jurisdiction plus domestic relations, probate and juvenile; 30 had domestic relations jurisdiction only; 16 had domestic relations and juvenile jurisdiction; 19 had juvenile jurisdiction only; 17 had probate jurisdiction only; 63 had probate and juvenile jurisdiction; five had domestic relations, probate, and juvenile jurisdiction; two had general, domestic relations and probate jurisdiction; and one had general and probate jurisdiction.

Common pleas judges are elected to six-year terms on a nonpartisan ballot. A person must be an attorney with at least six years of experience in the practice of law to be elected or appointed to the court.

Domestic Relations

The domestic relations divisions of the courts of common pleas exist in most counties together with another division. However, Allen, Butler, Clermont, Cuyahoga, Fairfield, Greene, Hamilton, Lake, Licking, Lucas, Mahoning, Medina, Montgomery, Muskingum, Portage, Richland, Scioto, Summit, and Warren counties have separate domestic relations divisions. Domestic relations courts have jurisdiction over all proceedings involving divorce or dissolution of marriages, annulment, legal separation, spousal support and allocation of parental rights and responsibilities for the care of children.

Juvenile Courts

The juvenile divisions of the courts of common pleas exist in most counties together with another division. However, Butler, Cuyahoga, Greene, Hamilton, Lake, Lucas, Mahoning, Montgomery, Richland, and Summit counties have separate juvenile divisions.

Juvenile courts hear cases involving persons less than 18 years of age charged with acts that would be crimes if committed by an adult. They also hear cases involving unruly, dependent and neglected children. Juvenile courts have jurisdiction in adult cases involving paternity, child abuse, non-support, contributing to the delinquency of minors and the failure to send children to school.

Probate Courts

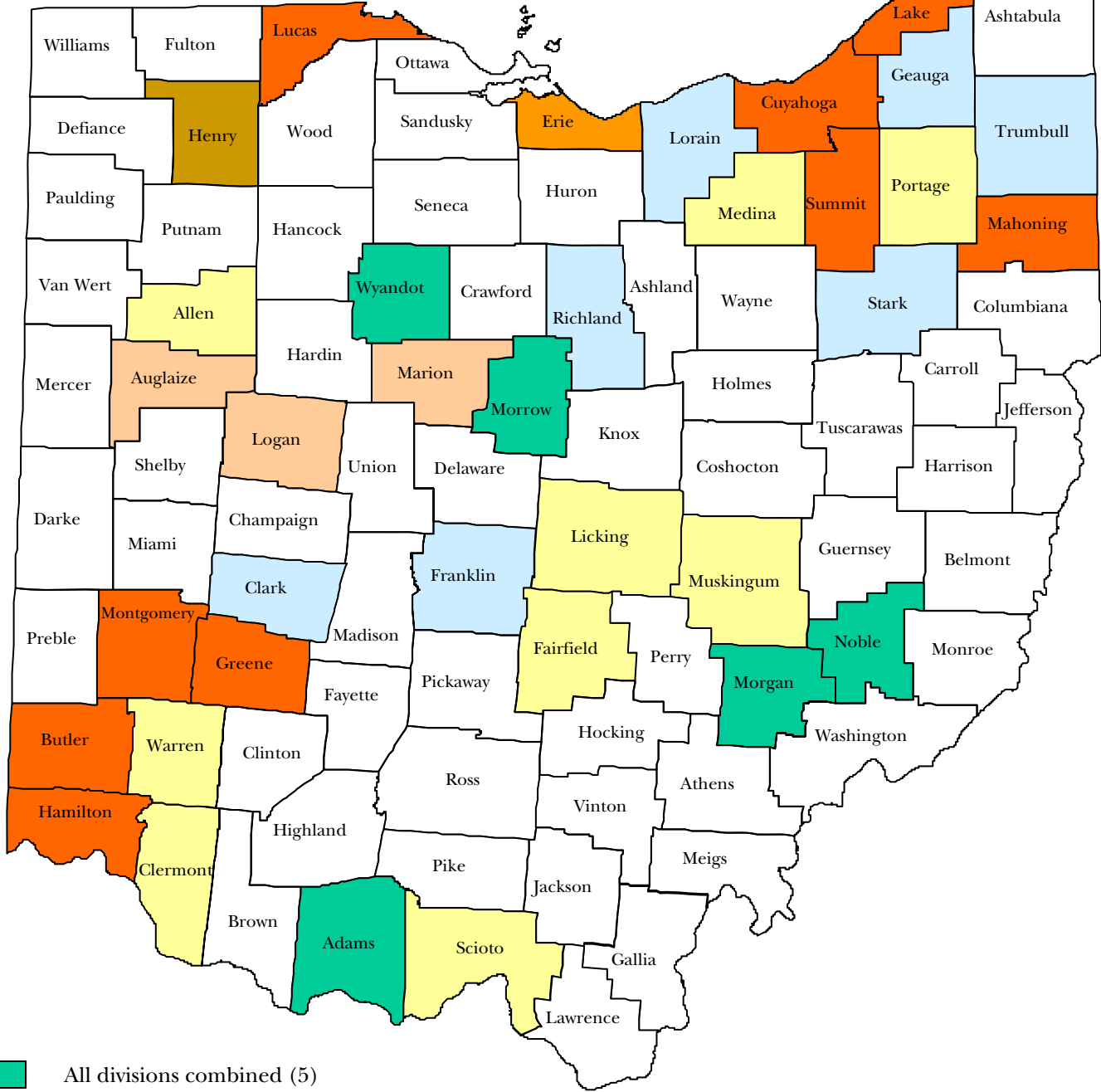
The Ohio Constitution of 1851 provided that probate courts were to be established as separate independent courts with jurisdiction over the probate of wills and supervision of the administration of estates and guardianships. In 1968, under the Modern Courts Amendment of the Ohio Constitution, the probate courts became divisions of the courts of common pleas. Probate courts also have jurisdiction over the issuance of marriage licenses, adoption proceedings, determination of sanity or mental competency and certain eminent domain proceedings. Probate judges can perform marriages and may charge a fee for the service.

Courts Of Common Pleas
Jurisdictional Distribution
2005

Court Type	Number of Counties	Number of Judges
General Division Only	27	156
Domestic Relations Division Only	19	30
Probate Division Only	16*	17
Juvenile Division Only	10	19
General and Domestic Relations Divisions	54	73
Domestic Relations and Juvenile Divisions	7*	16
Domestic Relations, Probate and Juvenile Divisions	3	5
Probate and Juvenile Divisions	63	63
General, Domestic Relations and Probate Divisions	1*	2
General and Probate Divisions	1	1
General, Domestic Relations, Probate and Juvenile Divisions	5	5

* The divisions of the Erie County Court of Common Pleas are uniquely structured. There exists three divisions: the first division has jurisdiction over general division, domestic relations, and probate cases; the second division has jurisdiction over domestic relations and juvenile cases; and the third division has jurisdiction over probate cases only.

Common Pleas Court Jurisdictional Arrangement 2005



- All divisions combined (5)
- All divisions separate (9)
- Probate and general combined/domestic relations and juvenile combined (1)
- Probate and juvenile combined/general and domestic relations combined (54)
- Probate and juvenile combined/general and domestic relations separate (9)
- Domestic relations and juvenile combined/general and probate separate (6)
- Domestic relations, probate, and juvenile combined/general separate (3)
- Domestic relations and juvenile combined/general, domestic relations, probate combined/probate separate (1)

Municipal and County Courts

Municipal and county courts are created by the General Assembly as provided in R.C. 1901 and 1907. When municipal courts exercise countywide jurisdiction, no county court is needed. A county court is needed if an area of a county is not served by a municipal court.

The subject-matter jurisdiction of municipal and county courts is nearly identical. Both municipal and county courts have the authority to conduct preliminary hearings in felony cases, and both have jurisdiction over traffic and non-traffic misdemeanors. These courts also have limited civil jurisdiction. Municipal and county courts may hear civil cases in which the amount of money in dispute does not exceed \$15,000.

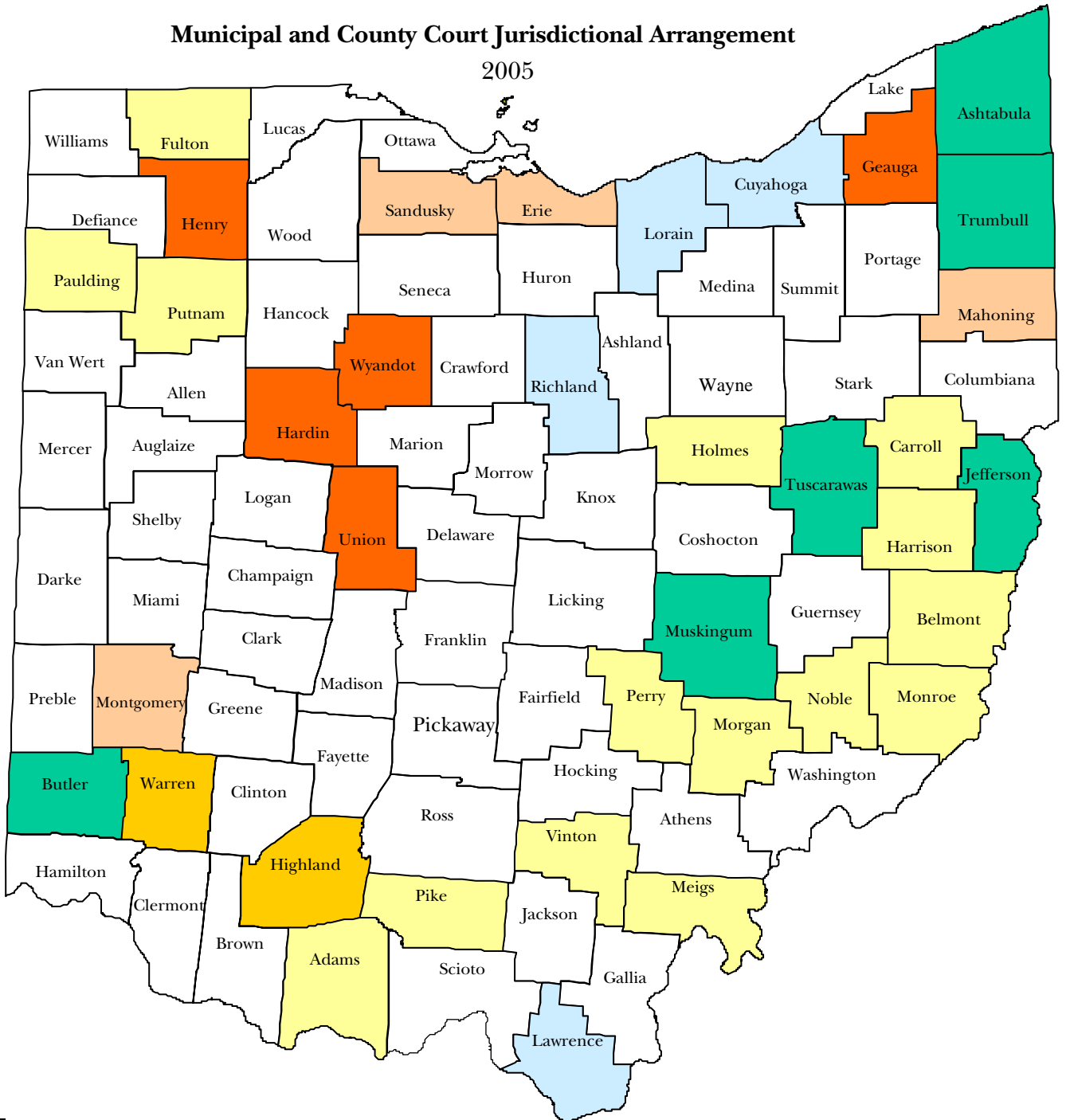
When justices of the peace were eliminated by Ohio law, municipal and county courts took over their duties. Therefore, judges sitting in these courts, like probate judges, have the authority to perform marriages.

In 2005, there were 125 municipal courts with a total of 208 judges and 41 county courts with a total of 47 judges. Statutes provide for 21 part-time municipal courts and 104 full-time municipal courts. Three courts have specialized divisions: Cleveland Municipal Court – Housing Division, Toledo Municipal Court – Housing Division, and Franklin County Municipal Court – Environmental Division. Municipal court judges are elected to six-year terms on a nonpartisan judicial ballot and may serve either full- or part-time. A municipal court judge may have jurisdiction in one or more municipalities, in adjacent townships, or throughout an entire county. A county court judge is elected to a six-year term on a nonpartisan ballot. All county court judges are part-time.

Municipal court judges and county court judges must be attorneys with at least six years of experience in the practice of law.

Municipal and County Court Jurisdictional Arrangement

2005



- Full-time municipal courts only (52)
- Part-time municipal courts only (5)
- Part-time county courts only (15)
- Full-time municipal and part-time county courts (6)
- Full-time municipal and part-time municipal courts (4)
- Full-time municipal, part-time municipal and part-time county courts (4)
- Part-time municipal and part-time county courts (2)

Mayor's Courts

In general, Ohio law allows mayors of municipal corporations populated by more than 100 people to conduct mayor's court where there is no municipal court. These courts hear only cases involving violations of local ordinances and state traffic laws.

Mayor's courts are not courts of record but must file statistics quarterly and register annually with the Supreme Court. Additionally, at the request of the General Assembly, the Supreme Court has adopted rules providing for court procedures and basic legal education for mayors. Mayors whose courts hear alcohol and drug-related traffic offenses have additional educational requirements.


A mayor is not required to be a lawyer, but may appoint an attorney who has engaged in the practice of law for three years to hear cases in mayor's court.

In 2005, there were 336 mayor's courts.

A person convicted in a mayor's court may appeal the conviction to the municipal or county court having jurisdiction within the municipal corporation.

Mayor's court caseload statistics are published in a separate report.

New Cases Filed 2001 - 2005



Tuscarawas County Courthouse
New Philadelphia

All Ohio Courts
Total New Cases Filed
2001 – 2005

Court	2001	2002	2003	2004	2005
Supreme Court	2,284	2,249	2,237	2,178	2,444
Courts of Appeals	10,480	10,404	10,905	10,713	11,477
Court of Claims	1,159	1,051	1,134	1,024	1,138
Courts of Common Pleas					
General Division	185,948	206,933	211,376	216,020	229,352
Domestic Relations Division	79,830	80,775	79,527	80,389	77,888
Probate Division	99,455	96,357	95,338	94,996	93,708
Juvenile Division	281,125	280,572	264,897	254,506	253,245
Municipal Courts	2,407,314	2,432,465	2,426,523	2,211,078	2,265,931
County Courts	284,769	308,175	256,045	206,457	204,019
Statewide	3,352,364	3,418,981	3,347,982	3,077,361	3,139,202

Section B

The Supreme Court of Ohio



The Ohio Judicial Center
Columbus

Supreme Court Of Ohio
Cases Filed In 2005

Jurisdictional Appeals

Claimed Appeals of Right	18
Discretionary Appeals (Non-felony)	1,062
Discretionary Appeals (Felony)	707
Death Penalty Postconviction Appeals	15
Appeals Involving Termination of Parental Rights/Adoption	18
Appeals from App.R. 26(B) Applications (Murnahan Appeals)	102
Total	1,922

Merit Cases

Original Actions	140
Habeas Corpus Cases	23
Direct Appeals (Cases Originating in Court of Appeals)	116
Direct Appeals Involving Termination of Parental Rights/Adoption	0
Certified Conflicts	46
Certified Conflicts Involving Termination of Parental Rights/Adoption	0
Appeals from Board of Tax Appeals	45
Appeals from Public Utilities Commission	19
Appeals from Power Siting Board	0
Death Penalty Cases ¹	9
Certified Questions of State Law	3
Appeals from App.R. 26(B) Applications in Death Penalty Cases	1
Appeals of Election Contests under R.C. 3515.15	2
Appeals under R.C. 4121.25	0
Total	404

Practice of Law Cases²

Disciplinary Cases	111
Bar Admissions Cases	3
Unauthorized Practice of Law Cases	4
Total	118

Total Number of Cases Filed **2,444**

¹ Eight death penalty cases filed in 2005 were appeals from the courts of common pleas in which the death penalty was imposed for an offense committed on or after January 1, 1995. There was one case filed involving an appeal from a court of appeals for a capital offense committed prior to January 1, 1995.

² See page 14 for breakdown of cases relating to the practice of law that were filed in 2005.

**Cases Related to the Practice of Law
Detail of Cases Filed in 2005**

Disciplinary Cases

Cases on Report of Board	60
Consent to Discipline Matters	3
Cases under Gov.Bar R. V(7)/Mental Illness	1
Cases upon Felony Conviction	13
Cases upon Default of Child Support Order	5
Cases on Motion for Interim Remedial Suspension	4
Miscellaneous Disciplinary Matters	1
Attorney Resignation Matters	13
Reciprocal Discipline Cases	8
Judge Disciplinary Cases under Gov.Bar R. V	2
Judge Disciplinary Cases under Gov.Jud.R. II(2-4) and III	1
Judge Disciplinary Cases under Gov.Jud.R. II(5)	0
Total	111

Bar Admissions Cases

Bar Admissions/Character and Fitness Cases	3
Miscellaneous Bar Admissions Matters	0
Total	3

Unauthorized Practice of Law Cases

Unauthorized Practice of Law Cases/On Report of Board	3
Unauthorized Practice of Law Cases/On Motion for Interim Cease and Desist Orders	1
Total	4

**Jurisdictional Appeals Accepted for Review
in 2005**

Claimed Appeals of Right	1
Discretionary Appeals (Non-felony) ¹	116
Discretionary Appeals (Felony) ¹	130
Appeals Involving Termination of Parental Rights/Adoption	1
Appeals from App.R. 26(B) Applications (Murnahan Appeals)	6
Total Number of Appeals Accepted for Review	254

¹ This category includes cases in which the appellant sought jurisdiction as both a discretionary appeal and a claimed appeal of right.

Final Dispositions in 2005

Jurisdictional Appeals (Jurisdiction Declined, Leave To Appeal Denied And/Or Appeal Dismissed)

Claimed Appeals of Right	16
Discretionary Appeals (Non-felony) ¹	913
Discretionary Appeals (Felony) ¹	504
Death Penalty Postconviction Appeals	21
Appeals Involving Termination of Parental Rights/Adoption	15
Appeals from App.R. 26(B) Applications (Murnahan Appeals)	83
Total	1,552

Merit Cases

Original Actions	151
Habeas Corpus Cases	26
Direct Appeals (Cases Originating in Court of Appeals)	104
Certified Conflicts	18
Appeals from Board of Tax Appeals	70
Appeals from Public Utilities Commission	8
Death Penalty Cases ²	7
Jurisdictional Appeals Accepted for Review	73
Certified Questions of State Law	4
Appeals from App.R. 26(B) Applications in Death Penalty Cases	1
Appeals of Election Contest under R.C. 3515.15	2
Total	464

Practice of Law Cases³

Disciplinary Cases	94
Bar Admissions Cases	2
Unauthorized Practice of Law Cases	13
Total	109

Total Number of Final Dispositions **2,125**

¹ This category includes cases in which the appellant sought jurisdiction as both a discretionary appeal and a claimed appeal of right.

² Included in this category are 6 cases involving appeals from the courts of common pleas in which the death penalty was imposed for an offense committed on or after January 1, 1995, and 1 case involving an appeal from a court of appeals for a capital offense committed prior to January 1, 1995.

³ See pages 16, 17 and 18 for the types of final dispositions entered in cases relating to the practice of law.

**Cases Related to the Practice of Law
Detail of Final Dispositions in 2005**

Disciplinary Cases/On Report Of Board [Gov.Bar R. V(8)]

Public reprimand	2
Definite suspension	28
Indefinite suspension	11
Disbarment	5
Total	46

Disciplinary Cases/Felony Conviction [Gov.Bar R. V(5)]

Interim suspension	12
--------------------	----

Disciplinary Cases/Default Of Child Support Order [Gov.Bar R. V(5)]

Interim suspension	6
--------------------	---

Disciplinary Cases/Interim Remedial Suspension [Gov.Bar R. V(5a)]

Interim suspension	4
--------------------	---

Disciplinary Cases/Mental Illness [Gov.Bar R. V(7)]

Attorney suspended pursuant to Gov.Bar R. V(7)(C)	2
---	---

**Disciplinary Cases/Consent To Discipline Matters
[Gov. Bar R. V(11)(A)(3)(c); BCGD Proc. Reg. Sec. 11]**

Attorney publicly reprimanded	1
Attorney suspended for a term	1
Total	2

Attorney Resignation Cases [Gov.Bar R. V(11)(G)]

Resignation accepted	1
Resignation accepted - disciplinary action pending	9
Total	10

Reciprocal Discipline Cases [Gov.Bar R. V(11)(F)]

Public reprimand	3
Definite suspension	1
Indefinite suspension	4
Disbarment	1
Total	9

Judge Disciplinary Cases On Report of Board [Gov.Bar R. V(8)]

Public reprimand 2

Judge Disciplinary Cases under Gov.Jud.R. II(2-4) and III

Public reprimand 1

Bar Admissions/Character and Fitness Cases [Gov.Bar R. I(12)]

Applicant disapproved, may reapply 1

License revoked, may reapply 1

Total 2

**Unauthorized Practice of Law Cases/On Report Of Board
[Gov.Bar R. VII]**

Respondent enjoined from actions constituting the unauthorized practice of law 7

Respondent enjoined from actions constituting the unauthorized practice of law
and civil penalty imposed 5

Case dismissed – actions do not constitute the unauthorized practice of law 1

Total 13

Cases Pending as of January 1, 2006

Jurisdictional Appeals And Merit Cases

Jurisdictional Appeals 486

Jurisdictional Appeals Accepted for Review 267

Original Actions 22

Habeas Corpus Cases 2

Direct Appeals (Cases Originating in Court of Appeals) 66

Certified Conflicts 49

Appeals from Board of Tax Appeals 33

Appeals from Public Utilities Commission 19

Death Penalty Cases¹ 24

¹ Included in this category are 23 cases involving appeals from the courts of common pleas in which the death penalty was imposed for an offense committed on or after January 1, 1995. The remaining case is an appeal from a court of appeals for a capital offense committed prior to January 1, 1995.

Certified Questions of State Law	2
Appeals from App.R. 26(B) Applications in Death Penalty Cases	2
Total	972

Disciplinary Cases

Cases on Report of Board	43
Consent to Discipline Matters	2
Cases under Gov.Bar R. V(7)/Mental Illness	1
Cases upon Felony Conviction	2
Miscellaneous Disciplinary Matters	1
Attorney Resignation Matters	5
Reciprocal Discipline Cases	1
Judge Disciplinary Cases under Gov.Bar R. V	1
Total	56

Bar Admissions Cases

Bar Admissions/Character and Fitness Cases	1
--	---

Unauthorized Practice of Law Cases

Unauthorized Practice of Law Cases/On Report of Board	6
---	---

Total Number of Cases Pending	1,035
--------------------------------------	--------------

Section C

Courts of Appeals

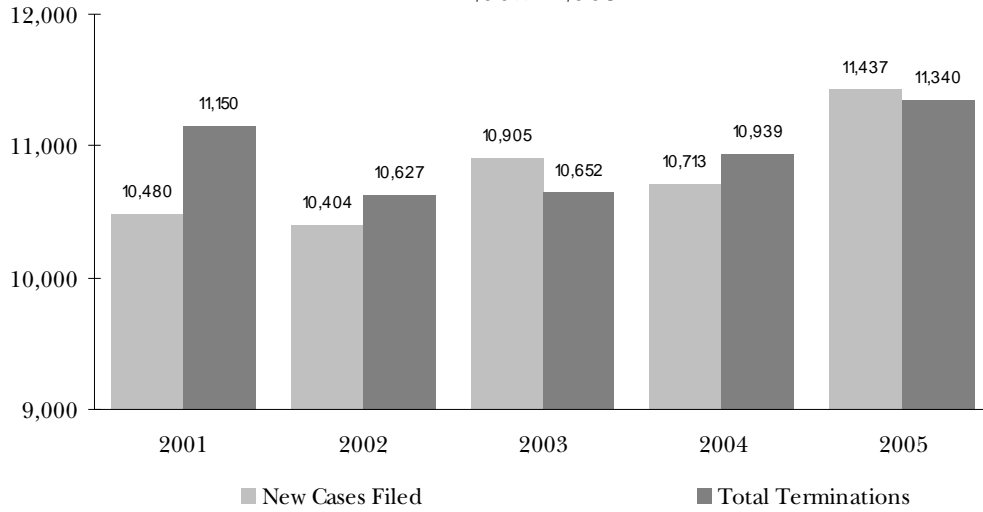


12th District Court of Appeals
Middletown

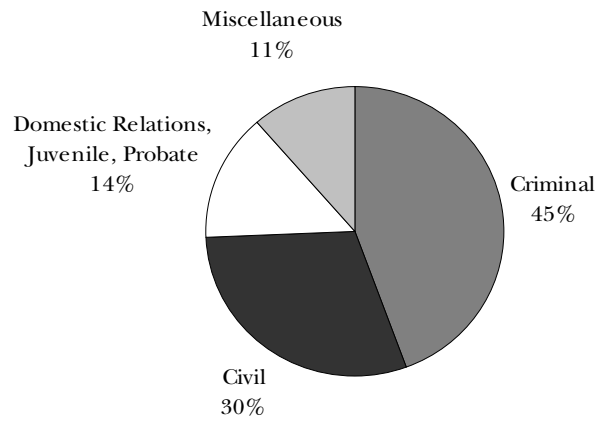
Courts of Appeals
Overall Caseloads
2005

	Number of Judges	Cases Pending January 1	New Cases Filed	Transferred In or Reactivated	Total Cases	Decision or Opinion	----- Terminated By -----			Total Terminations	Cases Pending December 31
							Dismissal	Bankruptcy Stay	Other Terminations		
First District	6	584	1,008	28	1,620	591	338	0	1	930	690
Second District	5	669	984	7	1,660	665	244	3	3	915	745
Third District	4	317	610	8	935	409	247	3	0	659	276
Fourth District	4	243	494	4	741	360	79	0	1	440	301
Fifth District	6	676	1,199	21	1,896	808	362	8	1	1,179	717
Sixth District	5	455	801	17	1,273	474	220	2	21	717	556
Seventh District	4	406	463	6	875	346	154	2	0	502	373
Eighth District	12	1,069	1,870	91	3,030	1,177	635	6	92	1,910	1,120
Ninth District	5	481	1,003	46	1,530	579	440	5	0	1,024	506
Tenth District	8	899	1,448	20	2,367	993	488	13	0	1,494	873
Eleventh District	5	626	630	24	1,280	556	178	6	2	742	538
Twelfth District	4	494	927	15	1,436	543	285	0	0	828	608
Statewide	68	6,919	11,437	287	18,643	7,501	3,670	48	121	11,340	7,303

Courts of Appeals
All Case Types
2001 - 2005



Courts of Appeals
New Cases Filed Comparison
2005



**Courts of Appeals
Criminal Caseloads
2005**

Court

	Number of Judges	Cases Pending January 1	New Cases Filed	Transferred In or Reactivated	Total Cases	----- Terminated By -----				Total Terminations	Cases Pending December 31
						Decision or Opinion	Dismissal	Bankruptcy Stay	Other Terminations		
First District	6	368	633	8	1,009	379	179	0	0	558	451
Second District	5	393	530	5	928	360	111	0	0	471	457
Third District	4	177	341	2	520	226	136	0	0	362	158
Fourth District	4	119	216	1	336	180	32	0	0	212	124
Fifth District	6	296	571	14	881	374	141	0	0	515	366
Sixth District	5	228	351	13	592	216	102	0	0	318	274
Seventh District	4	149	166	2	317	126	43	0	0	169	148
Eighth District	12	525	761	46	1,332	529	254	0	0	783	549
Ninth District	5	180	406	32	618	221	167	0	0	388	230
Tenth District	8	138	446	11	595	286	84	0	0	370	225
Eleventh District	5	261	231	2	494	219	39	0	0	258	236
Twelfth District	4	264	395	12	671	309	116	0	0	425	246
Statewide	68	3,098	5,047	148	8,293	3,425	1,404	0	0	4,829	3,464

Courts of Appeals
Civil Appeals
2005

	Number of Judges	Cases Pending January 1	New Cases Filed	Transferred In or Reactivated	Total Cases	Decision or Opinion	----- Terminated By -----			Total Terminations	Cases Pending December 31
							Dismissal	Bankruptcy Stay	Other Terminations		
First District	6	129	229	10	368	132	76	0	1	209	159
Second District	5	149	223	0	372	146	70	1	1	218	154
Third District	4	63	110	2	175	78	36	2	0	116	59
Fourth District	4	74	117	3	194	91	23	0	1	115	79
Fifth District	6	185	274	1	460	187	101	5	1	294	166
Sixth District	5	126	268	1	395	135	72	2	13	222	173
Seventh District	4	123	169	3	295	102	62	2	0	166	129
Eighth District	12	341	736	30	1,107	410	221	3	73	707	400
Ninth District	5	191	354	8	553	251	136	4	0	391	162
Tenth District	8	378	428	4	810	291	204	8	0	503	307
Eleventh District	5	202	176	7	385	174	52	5	1	232	153
Twelfth District	4	100	349	2	451	111	83	0	0	194	257
Statewide	68	2,061	3,433	71	5,565	2,108	1,136	32	91	3,367	2,198

**Courts of Appeals
Miscellaneous Matters
2005**

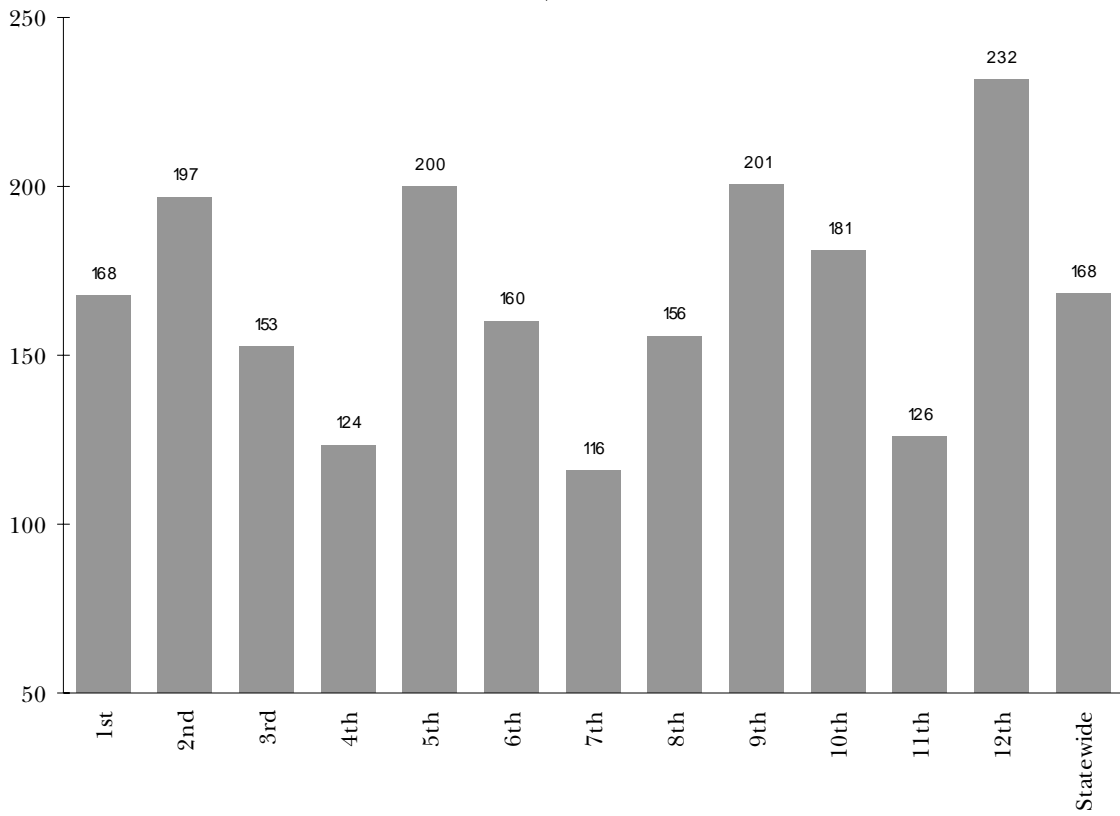
	Number of Judges	Cases Pending January 1	New Cases Filed	Transferred In or Reactivated	Total Cases	Decision or Opinion	----- Terminated By -----			Total Terminations	Cases Pending December 31
							Dismissal	Bankruptcy Stay	Other Terminations		
First District	6	32	76	3	111	28	47	0	0	75	36
Second District	5	41	90	0	131	62	25	0	0	87	44
Third District	4	18	39	0	57	20	30	0	0	50	7
Fourth District	4	12	40	0	52	32	9	0	0	41	11
Fifth District	6	68	116	1	185	71	60	1	0	132	53
Sixth District	5	32	83	1	116	50	15	0	6	71	45
Seventh District	4	23	51	1	75	28	19	0	0	47	28
Eighth District	12	96	205	11	312	137	82	1	9	229	83
Ninth District	5	28	80	1	109	14	64	0	0	78	31
Tenth District	8	240	389	1	630	271	105	2	0	378	252
Eleventh District	5	60	76	5	141	55	39	1	1	96	45
Twelfth District	4	24	43	0	67	16	57	0	0	57	10
Statewide	68	674	1,288	24	1,986	784	536	5	16	1,341	645

Miscellaneous matters include habeas corpus, original actions, administrative appeals, and appeals from the Court of Claims

Courts of Appeals
 Domestic Relations, Juvenile, and Probate Appeals
 2005

	Number of Judges	Cases Pending January 1	New Cases Filed	Transferred In or Reactivated	Total Cases	----- Terminated By -----				Total Terminations	Cases Pending December 31
						Decision or Opinion	Dismissal	Bankruptcy Stay	Other Terminations		
First District	6	55	70	7	132	52	36	0	0	88	44
Second District	5	86	141	2	229	97	38	2	2	139	90
Third District	4	59	120	4	183	85	45	1	0	131	52
Fourth District	4	38	121	0	159	57	15	0	0	72	87
Fifth District	6	127	238	5	370	176	60	2	0	238	132
Sixth District	5	69	99	2	170	73	31	0	2	106	64
Seventh District	4	111	77	0	188	90	30	0	0	120	68
Eighth District	12	107	168	4	279	101	78	2	10	191	88
Ninth District	5	82	163	5	250	93	73	1	0	167	83
Tenth District	8	86	139	2	227	99	67	3	0	169	58
Eleventh District	5	103	147	10	260	108	48	0	0	156	104
Twelfth District	4	106	140	1	247	107	45	0	0	152	95
Statewide	68	1,029	1,623	42	2,694	1,138	566	11	14	1,729	965

Courts of Appeals
Average New Cases Per Judge
2005



Section D

Court of Claims



Ohio Court of Claims
The Ohio Judicial Center
Columbus

Court of Claims
Overall Caseload
2005

	Judicial	Administrative	Total
Cases Pending January 1	484	121	605
Cases Filed	455	683	1,138
Total Terminations	399	671	1,070
Cases Pending December 31	540	133	673

Victims of Crime Claims

Panel Commissioners

Objections Pending January 1	70
Objections Filed	93
Objections Terminated	115
Objections Pending December 31	48

Judges

Appeals Filed	15
---------------	----

Section E

Courts of Common Pleas *General Division*



© June 2004
Leslie K. Dellovade

Muskingum County Courthouse
Zanesville

Courts of Common Pleas – General Division
 Composite Report for the Entire State
 2005

	Professional Tort	Product Liability	Other Torts	Workers' Compensation	Foreclosures	Administrative Appeals	Complex Litigation	Other Civil	Criminal	Total
Cases Pending Beginning of Year	2,912	493	22,608	7,236	19,975	1,034	126	28,359	25,481	108,224
New Cases Filed	1,908	928	23,830	8,814	63,996	1,054	X	51,780	77,042	229,352
Transferred in, Reactivated or Redesignated Cases	592	447	3,203	1,137	10,476	160	97	5,031	17,355	38,498
Total Cases	5,412	1,868	49,641	17,187	94,447	2,248	223	85,170	119,878	376,074
Cases Terminated By:										
Jury Trial	149	8	652	69	9	2	3	294	1,832	3,018
Court Trial	10	2	159	34	540	45	0	1,004	963	2,757
Settled or Dismissed Prior to Trial	704	137	8,862	3,361	3,601	172	23	8,751	1,108	26,719
Dismissal	1,291	201	9,690	3,678	9,667	270	19	12,420	5,113	42,349
Dismissal: Lack of Speedy Trial (CR) or Want of Prosecution (CV)	95	14	778	326	1,350	38	4	1,686	94	4,385
Magistrate	5	3	598	19	18,142	147	2	2,900	X	21,816
Diversion or Arbitration	14	4	636	84	31	7	0	522	3,124	4,422
Guilty/No Contest to Original Charge (CR) or Default (CV)	25	2	1,666	41	27,572	26	1	14,030	34,159	77,522
Guilty/No Contest to Reduced Charge	X	X	X	X	X	X	X	X	25,329	25,329
Unavailability of Accused	0	0	7	0	37	0	0	18	9,293	9,355
Transferred Out	386	621	2,253	1,672	759	110	6	3,459	7,631	16,897
Referred to Private Judge	2	1	5	2	20	0	0	58	X	88
Bankruptcy Stay or Interlocutory Appeal	57	17	553	42	5,049	13	2	2,227	52	8,012
All Other Terminations	331	80	1,811	499	7,402	541	20	8,624	2,883	22,191
Total Terminations	3,069	1,090	27,670	9,827	74,179	1,371	80	55,993	91,581	264,860
Cases Pending End of Year	2,343	778	21,971	7,360	20,268	877	143	29,177	28,297	111,214
Time Guideline (Months)	24	24	24	12	12	9	36	24	6	
Cases Pending End of Year Beyond Time Guideline	230	44	978	936	798	193	34	1,497	3,722	8,432

Note: "X" indicates data not applicable

Courts of Common Pleas – General Division
Overall Caseloads
2005

County	Judges	----- Population -----		New Filings, Transfers, ----- and Reactivations -----			----- Terminations -----			Clearance Rate
		Total	Per Judge	Total	Per Judge	Per 1,000 Population	Total	Per Judge	Per 1,000 Population	
The judges of the following counties have general division jurisdiction exclusively										
Allen	2	108,473	54,237	1,915	958	18	1,784	892	16	93%
Auglaize	1	46,611	46,611	555	555	12	524	524	11	94%
Butler	6	332,807	55,468	8,591	1,432	26	8,825	1,471	27	103%
Clark	3	144,742	48,247	3,009	1,003	21	2,943	981	20	98%
Clermont	3	177,977	59,326	3,521	1,174	20	3,456	1,152	19	98%
Cuyahoga	34	1,393,978	40,999	55,856	1,643	40	55,643	1,637	40	100%
Fairfield	2	122,759	61,380	1,732	866	14	1,844	922	15	106%
Franklin	17	1,068,978	62,881	28,731	1,690	27	28,526	1,678	27	99%
Greene	2	147,886	73,943	2,073	1,037	14	2,155	1,078	15	104%
Hamilton	16	845,303	52,831	23,995	1,500	28	24,231	1,514	29	101%
Lake	4	227,511	56,878	3,896	974	17	3,873	968	17	99%
Licking	2	145,491	72,746	2,501	1,251	17	2,558	1,279	18	102%
Logan	1	46,005	46,005	758	758	16	764	764	17	101%
Lorain	5	284,664	56,933	7,218	1,444	25	6,880	1,376	24	95%
Lucas	10	455,054	45,505	9,755	976	21	9,880	988	22	101%
Mahoning	5	257,555	51,511	6,631	1,326	26	6,149	1,230	24	93%
Marion	2	66,217	33,109	1,745	873	26	1,909	955	29	109%
Medina	2	151,095	75,548	2,583	1,292	17	2,567	1,284	17	99%
Montgomery	11	559,062	50,824	15,981	1,453	29	15,736	1,431	28	98%
Muskingum	2	84,585	42,293	1,167	584	14	1,333	667	16	114%
Portage	2	152,061	76,031	2,243	1,122	15	2,132	1,066	14	95%
Richland	2	128,852	64,426	2,590	1,295	20	2,699	1,350	21	104%
Scioto	2	79,195	39,598	2,286	1,143	29	1,945	973	25	85%
Stark	5	378,098	75,620	6,521	1,304	17	6,664	1,333	18	102%
Summit	8	542,899	67,862	14,389	1,799	27	14,372	1,797	26	100%
Trumbull	4	225,116	56,279	4,127	1,032	18	4,118	1,030	18	100%
Warren	3	158,383	52,794	3,226	1,075	20	3,150	1,050	20	98%
The judges of the following counties also have domestic relations division jurisdiction										
Ashland	1	52,523	52,523	592	592	11	528	528	10	89%
Ashtabula	3	102,728	34,243	1,801	600	18	1,737	579	17	96%
Athens	2	62,223	31,112	884	442	14	860	430	14	97%
Belmont	2	70,226	35,113	960	480	14	923	462	13	96%
Brown	1	42,285	42,285	876	876	21	977	977	23	112%
Carroll	1	28,836	28,836	375	375	13	361	361	13	96%
Champaign	1	38,890	38,890	714	714	18	708	708	18	99%
Ciinton	1	40,543	40,543	839	839	21	844	844	21	101%
Columbiana	2	112,075	56,038	1,774	887	16	1,751	876	16	99%
Coshocton	1	36,655	36,655	797	797	22	827	827	23	104%
Crawford	1	46,966	46,966	752	752	16	709	709	15	94%
Darke	1	53,309	53,309	638	638	12	613	613	11	96%
Defiance	1	39,500	39,500	621	621	16	616	616	16	99%
Delaware	2	109,989	54,995	1,910	955	17	1,855	928	17	97%
Fayette	1	28,433	28,433	635	635	22	728	728	26	115%
Fulton	1	42,084	42,084	535	535	13	505	505	12	94%
Gallia	1	31,069	31,069	562	562	18	528	528	17	94%
Geauga	2	90,895	45,448	1,051	526	12	973	487	11	93%
Guernsey	1	40,792	40,792	655	655	16	696	696	17	106%

Courts of Common Pleas – General Division
Overall Caseloads
2005

County	Judges	----- Population -----		----- New Filings, Transfers, and Reactivations -----			----- Terminations -----			Clearance Rate
		Total	Per Judge	Total	Per Judge	Per 1,000 Population	Total	Per Judge	Per 1,000 Population	
Hancock	2	71,295	35,648	1,166	583	16	1,224	612	17	105%
Hardin	1	31,945	31,945	508	508	16	641	641	20	126%
Harrison	1	15,856	15,856	223	223	14	222	222	14	100%
Highland	1	40,875	40,875	785	785	19	790	790	19	101%
Hocking	1	28,241	28,241	536	536	19	506	506	18	94%
Holmes	1	38,943	38,943	488	488	13	465	465	12	95%
Huron	1	59,487	59,487	768	768	13	773	773	13	101%
Jackson	1	32,641	32,641	526	526	16	543	543	17	103%
Jefferson	2	73,894	36,947	741	371	10	828	414	11	112%
Knox	1	54,500	54,500	755	755	14	744	744	14	99%
Lawrence	2	62,319	31,160	1,093	547	18	1,007	504	16	92%
Madison	1	40,213	40,213	481	481	12	528	528	13	110%
Meigs	1	23,072	23,072	228	228	10	245	245	11	107%
Mercer	1	40,924	40,924	362	362	9	344	344	8	95%
Miami	2	98,868	49,434	1,294	647	13	1,341	671	14	104%
Monroe	1	15,180	15,180	154	154	10	166	166	11	108%
Ottawa	1	40,985	40,985	632	632	15	589	589	14	93%
Paulding	1	20,293	20,293	418	418	21	428	428	21	102%
Perry	1	34,078	34,078	432	432	13	403	403	12	93%
Pickaway	1	52,727	52,727	877	877	17	905	905	17	103%
Pike	1	27,695	27,695	461	461	17	490	490	18	106%
Preble	1	42,337	42,337	737	737	17	817	817	19	111%
Putnam	1	34,726	34,726	289	289	8	262	262	8	91%
Ross	2	73,345	36,673	1,129	565	15	1,195	598	16	106%
Sandusky	2	61,792	30,896	891	446	14	838	419	14	94%
Seneca	2	58,683	29,342	823	412	14	806	403	14	98%
Shelby	1	47,910	47,910	744	744	16	740	740	15	99%
Tuscarawas	2	90,914	45,457	1,306	653	14	1,289	645	14	99%
Union	1	40,909	40,909	809	809	20	775	775	19	96%
Van Wert	1	29,659	29,659	879	879	30	853	853	29	97%
Vinton	1	12,806	12,806	276	276	22	256	256	20	93%
Washington	2	63,251	31,626	1,258	629	20	1,229	615	19	98%
Wayne	2	111,564	55,782	1,428	714	13	1,395	698	13	98%
Williams	1	39,188	39,188	449	449	11	474	474	12	106%
Wood	3	121,065	40,355	1,573	524	13	1,641	547	14	104%
The judge of the following county also has probate division jurisdiction										
Henry	1	29,210	29,210	251	251	9	386	386	13	154%
The judges of the following counties also have domestic relations, probate, and juvenile division jurisdiction										
Adams	1	27,330	27,330	431	431	16	412	412	15	96%
Morgan	1	14,897	14,897	226	226	15	241	241	16	107%
Morrow	1	31,628	31,628	670	670	21	881	881	28	131%
Noble	1	14,058	14,058	208	208	15	193	193	14	93%
Wyandot	1	22,908	22,908	369	369	16	317	317	14	86%
The judges of the following county also have domestic relations and probate division jurisdiction										
Erie	2	79,551	39,776	5,610	2,805	71	3,279	1,640	41	58%
Statewide	237	11,353,140	47,904	267,850	1,130	24	264,860	1,118	23	99%

All population figures based on 2000 U.S. Census

Courts of Common Pleas – General Division

Overall Terminations

2005

County	Jury Trial	Court Trial	Settled or Dismissed Pre Trial	Dismissal	Lack of Speedy Trial (CR)/ Want of Prosecution (CV)	Magistrate	Diversion or Arbitration	Guilty/ No Contest Plea to Original Charge (CR)/Default (CV)	Unavailability of Party	Transferred Out	Bankruptcy Stay/Interlocutory Appeal	Other Terminations	Total Terminations
The judges of the following counties have general division jurisdiction exclusively													
Allen	17	35	186	340	56	0	19	259	7	22	85	499	1,784
Auglaize	2	13	46	59	12	0	6	179	9	19	16	69	524
Butler	91	32	792	952	33	0	16	2,662	693	1,213	230	1,144	8,825
Clark	49	5	369	421	27	0	0	956	113	32	105	174	2,943
Clermont	35	20	573	487	37	746	77	636	131	74	129	321	3,456
Cuyahoga	651	510	53	12,530	0	15,141	1,253	12,576	1,683	4,727	425	2,594	55,643
Fairfield	25	8	230	274	15	7	26	821	153	37	91	102	1,844
Franklin	219	88	2,516	4,200	493	571	171	7,327	1,052	2,864	1,264	2,031	28,526
Greene	24	2	50	415	14	76	38	1,022	41	39	79	88	2,155
Hamilton	219	222	4,558	1,047	1,037	3,464	271	2,928	1,036	3,379	350	2,321	24,231
Lake	86	99	604	919	38	35	33	1,128	73	158	215	273	3,873
Licking	34	7	217	504	31	61	25	1,080	40	79	114	363	2,558
Logan	4	13	103	110	2	29	29	275	11	7	45	51	764
Lorain	46	52	828	1,009	4	0	27	3,163	437	312	349	466	6,880
Lucas	129	33	1,173	2,112	103	23	32	3,029	225	195	307	1,159	9,880
Mahoning	33	8	874	1,320	0	462	71	2,180	227	370	290	247	6,149
Marion	19	139	234	173	58	0	17	580	68	75	52	170	1,909
Medina	47	21	1,122	70	30	54	19	743	37	51	77	174	2,567
Montgomery	136	14	714	3,115	649	580	974	7,617	542	385	511	455	15,736
Muskingum	8	3	145	162	2	0	2	878	8	17	50	56	1,333
Portage	32	7	370	349	38	16	9	828	28	63	45	112	2,132
Richland	42	2	664	40	54	63	64	960	169	58	83	279	2,699
Scioto	25	12	72	345	3	0	15	637	219	91	30	245	1,945
Stark	157	30	1,098	352	277	7	275	3,107	150	391	291	457	6,664
Summit	267	56	1,872	1,850	200	98	279	4,105	621	654	629	1,049	14,372
Trumbull	52	508	1,498	116	23	5	9	890	44	265	239	147	4,118
Warren	39	35	320	644	0	0	0	807	153	14	130	532	3,150
The judges of the following counties also have domestic relations division jurisdiction													
Ashland	7	15	13	118	0	16	0	61	7	10	21	167	528
Ashtabula	22	5	293	327	0	0	2	548	53	19	107	166	1,737
Athens	5	26	47	189	0	2	41	356	17	32	18	111	860
Belmont	8	0	18	322	0	0	2	326	11	63	25	94	923
Brown	9	6	25	213	48	1	3	430	25	2	35	100	977
Carroll	2	1	95	2	1	0	1	188	0	4	29	9	361
Champaign	6	9	141	81	0	2	47	197	31	6	27	31	708
Clinton	5	11	197	18	1	0	7	216	13	7	42	288	844
Columbiana	14	21	200	293	148	45	4	664	38	54	97	100	1,751
Coshocton	8	3	2	158	3	0	0	312	10	2	27	262	827
Crawford	8	4	88	109	12	86	41	247	4	10	25	58	709
Darke	8	10	78	82	7	0	0	300	7	2	33	22	613
Defiance	10	78	74	143	14	0	0	255	0	1	0	15	616
Delaware	23	7	381	385	39	23	62	355	68	31	104	104	1,855
Fayette	20	8	11	134	6	12	13	362	30	0	20	39	728
Fulton	8	12	135	40	7	0	0	185	0	11	8	16	505
Gallia	3	16	63	146	16	1	0	169	25	30	5	21	528
Geauga	12	4	218	207	27	15	4	173	39	19	41	150	973
Guernsey	7	8	69	124	9	8	0	239	19	6	32	117	696

Courts of Common Pleas – General Division

Overall Terminations

2005

County	Jury Trial	Court Trial	Settled or Dismissed Pre Trial	Dismissal	Lack of Speedy Trial (CR)/ Want of Prosecution (CV)	Magistrate	Diversion or Arbitration	Guilty/ No Contest Plea to Original Charge (CR)/Default (CV)	Unavailability of Party	Transferred Out	Bankruptcy Stay/Interlocutory Appeal	Other Terminations	Total Terminations
Hancock	4	30	224	132	55	0	60	522	22	65	24	39	1,224
Hardin	4	1	19	99	7	3	4	211	17	3	21	182	641
Harrison	1	9	27	28	2	0	8	100	4	2	12	13	222
Highland	6	39	54	173	0	0	0	379	29	4	31	28	790
Hocking	4	25	113	113	0	0	0	79	14	0	14	1	506
Holmes	6	54	66	34	1	0	1	154	55	1	10	66	465
Huron	5	5	128	98	14	0	10	256	10	13	24	76	773
Jackson	6	3	2	186	0	0	1	302	24	2	11	6	543
Jefferson	22	7	132	186	9	0	0	349	4	12	29	45	828
Knox	9	4	85	209	0	3	0	100	0	5	42	284	744
Lawrence	10	1	94	186	9	1	1	375	138	72	38	52	1,007
Madison	10	12	21	135	0	0	0	78	8	2	29	213	528
Meigs	5	5	65	0	25	0	0	89	6	4	9	12	245
Mercer	4	0	62	12	39	0	12	110	3	8	10	11	344
Miami	17	15	92	258	35	0	8	676	18	47	46	118	1,341
Monroe	4	5	3	54	0	0	0	60	0	0	1	14	166
Ottawa	6	1	87	123	13	14	4	161	4	2	18	94	589
Paulding	9	2	3	113	0	0	0	194	10	4	21	68	428
Perry	6	1	133	1	0	0	0	197	2	15	21	26	403
Pickaway	7	39	36	231	0	2	0	489	9	6	40	21	905
Pike	4	3	27	161	0	0	0	213	24	3	21	22	490
Preble	5	8	14	216	0	0	24	338	24	5	45	22	817
Putnam	1	15	0	76	0	13	0	30	0	7	6	69	262
Ross	23	16	102	216	31	13	19	508	55	31	48	95	1,195
Sandusky	1	0	37	229	0	0	57	161	9	25	23	244	838
Seneca	18	2	133	63	0	75	14	369	15	10	29	59	806
Shelby	5	6	47	80	78	0	0	273	16	3	15	42	740
Tuscarawas	17	11	185	67	185	0	80	420	51	34	51	88	1,289
Union	17	40	103	104	1	0	3	304	9	12	45	135	775
Van Wert	5	6	158	26	1	0	9	311	32	16	27	236	853
Vinton	2	14	45	18	0	0	4	78	31	0	6	35	256
Washington	22	62	226	244	11	0	0	245	70	33	57	240	1,229
Wayne	13	14	206	101	59	0	3	631	56	61	51	158	1,395
Williams	4	0	67	88	0	0	0	225	0	3	25	28	474
Wood	30	9	233	232	25	0	66	593	86	48	39	149	1,641
The judge of the following county also has probate division jurisdiction													
Henry	3	4	35	123	1	0	8	62	3	0	9	102	386
The judges of the following counties also have domestic relations, probate, and juvenile division jurisdiction													
Adams	7	1	15	96	7	21	0	174	15	18	9	33	412
Morgan	1	36	2	74	2	0	0	62	4	0	8	50	241
Morrow	7	2	25	119	17	0	7	214	61	2	19	288	881
Noble	2	19	5	55	1	0	0	34	0	1	7	49	193
Wyandot	2	11	11	71	0	21	8	116	5	3	15	36	317
The judges of the following county also has domestic relations and probate division jurisdiction													
Erie	11	2	168	513	183	1	27	324	45	415	79	1,194	3,279
Statewide	3,018	2,757	26,719	42,349	4,385	21,816	4,422	77,522	9,355	16,897	8,012	22,191	264,860

Note: Total Terminations includes Referrals to Private Judge and Guilty/No Contest Plea to Reduced Charge (see individual case type tables for breakdown)

Courts of Common Pleas – General Division
Total Civil Overall Caseloads
2005

County	Cases Pending January 1	New Filings	Reactivations and Transfers	Total Cases	Total Terminations	Clearance Rate	Cases Pending December 31	Cases Pending Beyond Time Guidelines
Adams	99	283	27	409	307	99%	102	2
Allen	646	1,231	128	2,005	1,301	96%	704	29
Ashland	142	448	12	602	389	85%	213	0
Ashtabula	721	1,325	80	2,126	1,341	95%	785	35
Athens	241	494	23	758	517	100%	241	6
Auglaize	108	356	21	485	344	91%	141	0
Belmont	463	554	71	1,088	601	96%	487	96
Brown	478	493	49	1,020	673	124%	347	85
Butler	2,599	4,699	501	7,799	5,470	105%	2,329	99
Carroll	94	224	0	318	209	93%	109	0
Champaign	261	324	97	682	421	100%	261	71
Clark	1,289	1,546	131	2,966	1,716	102%	1,250	291
Clermont	1,379	2,156	148	3,683	2,248	98%	1,435	257
Clinton	288	409	38	735	509	114%	226	16
Columbiana	592	1,352	87	2,031	1,444	100%	587	10
Coshocton	204	629	34	867	675	102%	192	11
Crawford	245	523	44	812	566	100%	246	9
Cuyahoga	12,079	29,204	7,748	49,031	37,332	101%	11,699	440
Darke	184	414	20	618	425	98%	193	0
Defiance	262	316	1	579	305	96%	274	29
Delaware	532	1,057	140	1,729	1,153	96%	576	291
Erie	1,155	1,022	1,783	3,960	2,114	75%	1,846	0
Fairfield	728	1,138	66	1,932	1,261	105%	671	34
Fayette	196	308	36	540	334	97%	206	10
Franklin	8,540	14,835	2,465	25,840	17,207	99%	8,633	359
Fulton	174	345	16	535	349	97%	186	9
Gallia	130	310	18	458	320	98%	138	1
Geauga	510	799	75	1,384	809	93%	575	9
Greene	686	1,041	57	1,784	1,182	108%	602	23
Guernsey	206	447	40	693	506	104%	187	0
Hamilton	7,840	12,661	1,161	21,662	13,836	100%	7,826	369
Hancock	449	796	59	1,304	892	104%	412	31
Hardin	269	293	38	600	466	141%	134	3
Harrison	71	132	9	212	127	90%	85	10
Henry	217	187	0	404	270	144%	134	0
Highland	254	467	1	722	474	101%	248	27
Hocking	149	229	0	378	234	102%	144	2
Holmes	80	237	0	317	212	89%	105	0
Huron	242	493	55	790	545	99%	245	3
Jackson	209	362	0	571	358	99%	213	9
Jefferson	477	586	18	1,081	663	110%	418	53
Knox	426	547	47	1,020	584	98%	436	56
Lake	1,400	2,960	205	4,565	3,164	100%	1,401	7
Lawrence	374	570	67	1,011	570	89%	441	48

Courts of Common Pleas – General Division

Total Civil Overall Caseloads

2005

County	Cases Pending January 1	New Filings	Reactivations and Transfers	Total Cases	Total Terminations	Clearance Rate	Cases Pending December 31	Cases Pending Beyond Time Guidelines
Licking	770	1,624	174	2,568	1,861	104%	707	39
Logan	233	530	9	772	540	100%	232	11
Lorain	2,176	4,336	238	6,750	4,326	95%	2,424	115
Lucas	4,112	6,518	470	11,100	7,039	101%	4,061	140
Madison	222	309	48	579	400	112%	179	3
Mahoning	3,195	4,789	478	8,462	4,813	91%	3,649	335
Marion	599	932	184	1,715	1,226	110%	489	35
Medina	953	1,641	248	2,842	1,937	103%	905	0
Meigs	91	146	32	269	187	105%	82	2
Mercer	95	208	16	319	204	91%	115	8
Miami	437	836	65	1,338	951	106%	387	0
Monroe	56	107	4	167	115	104%	52	2
Montgomery	4,221	9,807	813	14,841	10,389	98%	4,452	149
Morgan	88	120	31	239	157	104%	82	0
Morrow	467	327	34	828	519	144%	309	69
Muskingum	709	737	22	1,468	890	117%	578	83
Noble	65	71	12	148	86	104%	62	16
Ottawa	335	461	15	811	441	93%	370	6
Paulding	111	219	21	351	246	103%	105	4
Perry	94	348	0	442	327	94%	115	0
Pickaway	285	582	38	905	626	101%	279	0
Pike	234	275	30	539	295	97%	244	47
Portage	1,043	1,558	27	2,628	1,521	96%	1,107	105
Preble	259	494	10	763	554	110%	209	7
Putnam	103	165	6	274	174	102%	100	6
Richland	814	1,325	109	2,248	1,522	106%	726	18
Ross	572	606	43	1,221	702	108%	519	129
Sandusky	346	467	36	849	511	102%	338	41
Scioto	469	1,141	46	1,656	988	83%	668	8
Seneca	161	521	22	704	540	99%	164	1
Shelby	155	389	29	573	423	101%	150	2
Stark	1,563	4,455	555	6,573	5,141	103%	1,432	4
Summit	4,175	7,818	795	12,788	8,760	102%	4,028	103
Trumbull	2,639	3,169	239	6,047	3,427	101%	2,620	266
Tuscarawas	428	831	64	1,323	874	98%	449	6
Union	163	547	38	748	575	98%	173	0
Van Wert	146	454	54	654	444	87%	210	0
Vinton	67	105	3	175	99	92%	76	0
Warren	992	1,896	294	3,182	2,183	100%	999	80
Washington	280	497	1	778	504	101%	274	9
Wayne	434	797	57	1,288	852	100%	436	5
Williams	141	274	25	440	311	104%	129	4
Wood	466	870	59	1,395	967	104%	428	5
Wyandot	91	206	33	330	209	87%	121	7
Statewide	82,743	152,310	21,143	256,196	173,279	100%	82,917	4,710

Courts of Common Pleas – General Division

Total Civil Terminations

2005

County	Jury Trial	Court Trial	Settled or Dismissed Pre Trial	Dismissal	For Want of Prosecution	Magistrate	Diversion or Arbitration	Default	Unavailability of Party	Transferred Out	Private Judge Referral	Bankruptcy Stay/Interlocutory Appeal	Other Terminations	Total Terminations
Adams	2	1	15	87	7	21	0	117	0	15	0	9	33	307
Allen	10	35	186	316	56	0	6	89	0	21	0	85	497	1,301
Ashland	3	15	13	110	0	16	0	49	0	1	1	21	160	389
Ashtabula	7	5	293	289	0	0	0	462	1	14	0	107	163	1,341
Athens	1	22	46	152	0	2	3	154	2	17	1	18	99	517
Auglaize	0	11	46	58	12	0	0	131	0	9	0	16	61	344
Belmont	4	0	18	263	0	0	2	182	0	17	0	25	90	601
Brown	1	4	25	189	48	1	0	286	0	2	16	35	66	673
Butler	35	21	791	927	33	0	13	2,129	0	439	1	230	851	5,470
Carroll	0	1	86	2	1	0	1	79	0	2	0	29	8	209
Champaign	5	9	140	21	0	2	47	136	0	6	0	24	31	421
Clark	11	5	369	224	27	0	0	785	1	25	0	104	165	1,716
Clermont	15	14	536	421	36	746	10	20	2	26	0	127	295	2,248
Clinton	2	1	165	8	1	0	0	0	0	6	0	40	286	509
Columbiana	4	10	200	284	147	45	3	518	0	37	0	97	99	1,444
Coshocton	3	0	2	140	3	0	0	236	0	2	0	27	262	675
Crawford	6	4	88	93	12	86	1	185	0	8	0	25	58	566
Cuyahoga	233	77	52	11,244	0	15,141	287	3,547	0	4,009	5	425	2,312	37,332
Darke	4	8	78	70	7	0	0	201	0	2	0	33	22	425
Defiance	4	78	71	93	14	0	0	35	0	1	0	0	9	305
Delaware	12	4	216	276	39	23	10	350	0	23	0	104	96	1,153
Erie	1	2	167	480	183	1	11	226	0	240	0	79	724	2,114
Fairfield	22	8	215	244	15	7	3	527	0	31	0	91	98	1,261
Fayette	0	7	11	100	6	12	6	138	0	0	0	20	34	334
Franklin	68	59	2,035	4,180	491	571	81	5,776	0	807	2	1,260	1,877	17,207
Fulton	4	12	130	32	7	0	0	131	0	11	0	8	14	349
Gallia	2	16	63	71	16	1	0	97	0	30	0	5	19	320
Geauga	11	4	216	199	27	15	4	117	15	17	0	41	143	809
Greene	9	2	38	398	14	76	4	449	1	33	0	75	83	1,182
Guernsey	2	8	69	120	9	8	0	133	2	3	33	31	88	506
Hamilton	71	56	4,558	644	1,037	3,464	63	985	0	465	3	350	2,140	13,836
Hancock	2	30	221	132	55	0	26	318	1	48	0	24	35	892
Hardin	3	1	19	86	7	3	2	159	4	3	0	21	158	466
Harrison	0	9	27	16	1	0	0	50	0	1	0	11	12	127
Henry	0	2	35	109	1	0	1	12	0	0	0	9	101	270
Highland	4	39	54	97	0	0	0	238	0	4	0	31	7	474
Hocking	2	25	109	83	0	0	0	0	0	0	0	14	1	234
Holmes	2	11	65	16	1	0	1	76	0	1	0	10	29	212
Huron	3	3	128	87	14	0	1	195	4	12	0	24	74	545
Jackson	1	3	2	134	0	0	1	199	0	2	0	11	5	358
Jefferson	11	6	131	177	9	0	0	249	0	10	1	29	40	663
Knox	4	2	85	192	0	3	0	0	0	5	0	42	251	584
Lake	44	97	602	896	38	35	24	813	0	137	0	215	263	3,164
Lawrence	6	1	94	160	9	1	0	189	0	20	0	38	52	570
Licking	9	1	170	466	30	61	0	577	0	75	0	114	358	1,861
Logan	2	11	102	96	2	29	0	211	0	5	0	45	37	540

Courts of Common Pleas – General Division

Total Civil Terminations

2005

County	Jury Trial	Court Trial	Settled or Dismissed Pre Trial	Dismissal	For Want of Prosecution	Magistrate	Diversion or Arbitration	Default	Unavailability of Party	Transferred Out	Private Judge Referral	Bankruptcy Stay/Interlocutory Appeal	Other Terminations	Total Terminations
Lorain	17	30	828	926	4	0	14	1,582	0	211	0	349	365	4,326
Lucas	66	19	1,130	1,779	103	23	11	2,316	0	174	1	307	1,110	7,039
Madison	4	12	20	122	0	0	0	0	0	2	0	29	211	400
Mahoning	23	6	873	1,246	0	462	11	1,468	1	226	0	282	215	4,813
Marion	6	135	231	167	56	0	0	361	1	53	0	51	165	1,226
Medina	23	20	1,122	50	30	54	1	362	14	42	0	77	142	1,937
Meigs	5	5	65	0	9	0	0	79	0	4	0	9	11	187
Mercer	3	0	61	12	31	0	0	69	0	8	0	9	11	204
Miami	9	9	92	238	35	0	1	356	0	46	1	46	118	951
Monroe	0	5	3	46	0	0	0	46	0	0	0	1	14	115
Montgomery	57	0	712	2,886	649	580	51	4,183	0	322	0	495	454	10,389
Morgan	0	21	2	62	2	0	0	19	0	0	0	7	44	157
Morrow	4	1	18	103	12	0	2	153	0	0	0	19	207	519
Muskingum	5	2	142	152	2	0	2	468	0	14	0	49	54	890
Noble	0	6	2	44	1	0	0	8	0	1	0	7	17	86
Ottawa	1	1	87	67	5	14	1	140	1	2	10	18	94	441
Paulding	5	0	3	94	0	0	0	111	0	3	0	21	9	246
Perry	2	1	123	1	0	0	0	140	0	15	0	20	25	327
Pickaway	5	39	36	191	0	2	0	300	2	5	3	40	3	626
Pike	1	3	27	99	0	0	0	122	0	3	0	21	19	295
Portage	19	5	369	303	38	16	9	575	0	36	2	45	104	1,521
Preble	3	8	14	199	0	0	1	261	0	4	0	45	19	554
Putnam	0	15	0	69	0	13	0	0	0	5	0	6	66	174
Richland	15	1	576	31	38	63	6	447	0	24	0	83	238	1,522
Ross	4	13	101	169	16	13	0	236	0	15	1	47	87	702
Sandusky	0	0	37	171	0	0	11	25	1	5	0	23	238	511
Scioto	14	11	70	218	3	0	2	455	0	37	0	30	148	988
Seneca	2	2	133	48	0	75	7	181	1	4	0	29	58	540
Shelby	2	6	47	56	78	0	0	176	1	2	0	15	40	423
Stark	62	20	1,089	344	272	7	269	1,953	2	381	2	290	450	5,141
Summit	91	22	1,869	1,532	200	98	237	2,456	0	582	3	629	1,041	8,760
Trumbull	34	507	1,498	103	19	5	9	646	0	250	0	238	118	3,427
Tuscarawas	13	11	185	19	183	0	5	295	0	28	0	49	86	874
Union	4	38	103	92	1	0	2	190	0	8	0	45	92	575
Van Wert	0	4	148	13	0	0	1	172	0	16	0	27	63	444
Vinton	1	14	30	13	0	0	0	30	3	0	0	6	2	99
Warren	16	26	320	625	0	0	0	576	0	10	0	130	480	2,183
Washington	10	11	159	77	10	0	0	115	0	11	2	57	52	504
Wayne	6	6	193	80	54	0	0	292	1	25	0	51	144	852
Williams	1	0	67	69	0	0	0	118	0	3	0	25	28	311
Wood	6	8	233	174	25	0	34	271	1	44	0	39	132	967
Wyandot	2	11	11	64	0	21	0	54	0	3	0	15	28	209
Statewide	1,186	1,794	25,611	37,236	4,291	21,816	1,298	43,363	62	9,266	88	7,960	19,308	173,279

Courts of Common Pleas – General Division
Professional Tort Overall Caseloads
2005

County	Cases Pending January 1	New Filings	Reactivations and Transfers	Total Cases	Total Terminations	Clearance Rate	Cases Pending December 31	Cases Pending Beyond Time Guidelines
Adams	1	2	4	7	3	50%	4	1
Allen	34	20	5	59	25	100%	34	2
Ashland	4	7	0	11	4	57%	7	0
Ashtabula	25	18	0	43	26	144%	17	1
Athens	8	1	0	9	9	900%	0	0
Auglaize	3	1	1	5	3	150%	2	0
Belmont	11	3	0	14	6	200%	8	2
Brown	2	1	0	3	2	200%	1	0
Butler	37	21	8	66	40	138%	26	1
Carroll	0	0	0	0	0	-	0	0
Champaign	5	1	3	9	7	175%	2	2
Clark	47	20	2	69	35	159%	34	8
Clermont	19	18	1	38	21	111%	17	2
Clinton	4	4	0	8	4	100%	4	0
Columbiana	15	6	2	23	14	175%	9	0
Coshocton	5	4	0	9	4	100%	5	0
Crawford	2	4	0	6	1	25%	5	0
Cuyahoga	734	559	234	1,527	982	124%	545	25
Darke	4	0	0	4	4	-	0	0
Defiance	9	6	0	15	11	183%	4	0
Delaware	11	4	2	17	8	133%	9	8
Erie	30	11	35	76	40	87%	36	0
Fairfield	17	12	2	31	16	114%	15	1
Fayette	5	3	0	8	4	133%	4	0
Franklin	404	213	85	702	353	118%	349	53
Fulton	0	0	0	0	0	-	0	0
Gallia	5	7	0	12	6	86%	6	0
Geauga	14	6	3	23	13	144%	10	0
Greene	9	3	3	15	10	167%	5	0
Guernsey	5	4	1	10	4	80%	6	0
Hamilton	279	163	47	489	257	122%	232	32
Hancock	16	5	0	21	16	320%	5	2
Hardin	3	1	0	4	3	300%	1	0
Harrison	0	0	0	0	0	-	0	0
Henry	3	2	0	5	1	50%	4	0
Highland	3	4	0	7	1	25%	6	1
Hocking	0	0	0	0	0	-	0	0
Holmes	2	4	0	6	1	25%	5	0
Huron	5	7	0	12	8	114%	4	0
Jackson	4	5	0	9	3	60%	6	1
Jefferson	8	6	0	14	8	133%	6	0
Knox	8	2	0	10	5	250%	5	1
Lake	32	28	3	63	41	132%	22	0
Lawrence	1	2	0	3	1	50%	2	0
Licking	12	4	4	20	12	150%	8	1

Courts of Common Pleas – General Division
Professional Tort Overall Caseloads
2005

County	Cases Pending January 1	New Filings	Reactivations and Transfers	Total Cases	Total Terminations	Clearance Rate	Cases Pending December 31	Cases Pending Beyond Time Guidelines
Logan	5	3	0	8	3	100%	5	0
Lorain	50	41	5	96	54	117%	42	3
Lucas	243	144	15	402	202	127%	200	15
Madison	0	0	0	0	0	-	0	0
Mahoning	124	40	10	174	84	168%	90	30
Marion	18	6	2	26	17	213%	9	0
Medina	13	12	3	28	14	93%	14	0
Meigs	0	2	0	2	0	0%	2	0
Mercer	4	4	0	8	4	100%	4	1
Miami	8	9	1	18	10	100%	8	0
Monroe	2	1	0	3	3	300%	0	0
Montgomery	139	104	23	266	146	115%	120	9
Morgan	1	0	0	1	1	-	0	0
Morrow	2	1	0	3	1	100%	2	0
Muskingum	25	11	2	38	16	123%	22	5
Noble	1	0	0	1	1	-	0	0
Ottawa	9	0	0	9	7	-	2	0
Paulding	0	0	0	0	0	-	0	0
Perry	1	2	0	3	1	50%	2	0
Pickaway	14	1	0	15	12	1200%	3	0
Pike	1	1	0	2	0	0%	2	0
Portage	13	6	1	20	12	171%	8	1
Preble	0	0	0	0	0	-	0	0
Putnam	0	1	0	1	1	100%	0	0
Richland	24	18	2	44	24	120%	20	1
Ross	21	4	0	25	8	200%	17	7
Sandusky	6	1	1	8	5	250%	3	0
Scioto	20	15	3	38	17	94%	21	0
Seneca	10	8	0	18	9	113%	9	0
Shelby	3	3	1	7	5	125%	2	0
Stark	61	72	11	144	102	123%	42	1
Summit	136	126	54	316	185	103%	131	4
Trumbull	59	21	3	83	52	217%	31	6
Tuscarawas	9	10	1	20	11	100%	9	0
Union	0	4	3	7	5	71%	2	0
Van Wert	3	4	2	9	2	33%	7	0
Vinton	0	0	0	0	0	-	0	0
Warren	9	6	0	15	4	67%	11	2
Washington	7	18	0	25	11	61%	14	0
Wayne	7	9	1	17	10	100%	7	0
Williams	7	3	3	13	9	150%	4	1
Wood	10	5	0	15	8	160%	7	0
Wyandot	2	0	0	2	1	-	1	0
Statewide	2,912	1,908	592	5,412	3,069	123%	2,343	230

Courts of Common Pleas – General Division
Professional Tort Terminations
2005

County	Jury Trial	Court Trial	Settled or Dismissed Pre Trial	Dismissal	For Want of Prosecution	Magistrate	Diversion or Arbitration	Default	Unavailability of Party	Transferred Out	Private Judge Referral	Bankruptcy Stay/Interlocutory Appeal	Other Terminations	Total Terminations
Adams	0	0	0	1	0	0	0	0	0	2	0	0	0	3
Allen	3	0	6	8	5	0	0	1	0	1	0	1	0	25
Ashland	0	0	1	3	0	0	0	0	0	0	0	0	0	4
Ashtabula	0	0	9	9	0	0	0	0	0	3	0	0	5	26
Athens	0	0	2	7	0	0	0	0	0	0	0	0	0	9
Auglaize	0	0	0	0	0	0	0	0	0	1	0	1	1	3
Belmont	0	0	1	5	0	0	0	0	0	0	0	0	0	6
Brown	0	1	0	0	0	0	0	0	0	0	0	0	1	2
Butler	2	0	13	12	0	0	0	0	0	7	0	4	2	40
Carroll	0	0	0	0	0	0	0	0	0	0	0	0	0	0
Champaign	0	0	4	0	0	0	1	0	0	1	0	0	1	7
Clark	3	0	18	12	0	0	0	0	0	1	0	0	1	35
Clermont	1	0	13	4	1	0	0	0	0	0	0	0	2	21
Clinton	0	0	4	0	0	0	0	0	0	0	0	0	0	4
Columbiana	0	0	5	2	3	0	0	1	0	1	0	0	2	14
Coshocton	1	0	0	3	0	0	0	0	0	0	0	0	0	4
Crawford	0	0	0	1	0	0	0	0	0	0	0	0	0	1
Cuyahoga	37	2	0	656	0	0	0	3	0	179	2	2	101	982
Darke	0	0	4	0	0	0	0	0	0	0	0	0	0	4
Defiance	0	0	6	4	0	0	0	1	0	0	0	0	0	11
Delaware	1	0	2	2	0	0	0	0	0	1	0	0	2	8
Erie	0	0	5	3	5	0	0	1	0	11	0	0	15	40
Fairfield	2	0	2	8	0	0	0	2	0	2	0	0	0	16
Fayette	0	0	1	3	0	0	0	0	0	0	0	0	0	4
Franklin	13	2	56	170	15	4	0	3	0	34	0	13	43	353
Fulton	0	0	0	0	0	0	0	0	0	0	0	0	0	0
Gallia	1	0	1	4	0	0	0	0	0	0	0	0	0	6
Geauga	1	0	4	4	0	0	0	1	0	0	0	1	2	13
Greene	0	0	2	6	0	0	0	1	0	1	0	0	0	10
Guernsey	0	0	2	2	0	0	0	0	0	0	0	0	0	4
Hamilton	8	1	132	17	29	0	0	0	0	17	0	3	50	257
Hancock	0	0	10	3	2	0	0	0	0	0	0	0	1	16
Hardin	0	0	2	0	0	0	0	0	0	0	0	0	1	3
Harrison	0	0	0	0	0	0	0	0	0	0	0	0	0	0
Henry	0	0	1	0	0	0	0	0	0	0	0	0	0	1
Highland	1	0	0	0	0	0	0	0	0	0	0	0	0	1
Hocking	0	0	0	0	0	0	0	0	0	0	0	0	0	0
Holmes	0	0	0	0	0	0	0	0	0	0	0	0	1	1
Huron	0	0	4	1	0	0	0	0	0	0	0	0	3	8
Jackson	0	0	0	2	0	0	0	0	0	1	0	0	0	3
Jefferson	1	0	3	3	1	0	0	0	0	0	0	0	0	8
Knox	0	0	3	2	0	0	0	0	0	0	0	0	0	5
Lake	5	0	14	15	0	0	0	0	0	4	0	1	2	41
Lawrence	0	0	0	1	0	0	0	0	0	0	0	0	0	1
Licking	1	0	7	3	0	0	0	0	0	0	0	1	0	12
Logan	0	0	1	0	0	0	0	0	0	1	0	0	1	3

Courts of Common Pleas – General Division
Professional Tort Terminations
2005

County	Jury Trial	Court Trial	Settled or Dismissed Pre Trial	Dismissal	For Want of Prosecution	Magistrate	Diversion or Arbitration	Default	Unavailability of Party	Transferred Out	Private Judge Referral	Bankruptcy Stay/Interlocutory Appeal	Other Terminations	Total Terminations
Lorain	3	0	19	17	0	0	0	1	0	9	0	1	4	54
Lucas	17	0	60	89	7	0	0	0	0	8	0	2	19	202
Madison	0	0	0	0	0	0	0	0	0	0	0	0	0	0
Mahoning	5	0	20	35	0	0	0	2	0	9	0	1	12	84
Marion	0	0	13	3	0	0	0	0	0	0	0	0	1	17
Medina	1	0	11	0	0	0	0	0	0	1	0	0	1	14
Meigs	0	0	0	0	0	0	0	0	0	0	0	0	0	0
Mercer	0	0	3	0	1	0	0	0	0	0	0	0	0	4
Miami	2	0	1	3	0	0	0	0	0	1	0	0	3	10
Monroe	0	0	1	2	0	0	0	0	0	0	0	0	0	3
Montgomery	8	0	26	64	5	1	0	5	0	20	0	4	13	146
Morgan	0	0	0	1	0	0	0	0	0	0	0	0	0	1
Morrow	0	0	1	0	0	0	0	0	0	0	0	0	0	1
Muskingum	1	0	5	7	0	0	0	0	0	2	0	0	1	16
Noble	0	0	0	1	0	0	0	0	0	0	0	0	0	1
Ottawa	0	0	4	0	0	0	0	0	0	0	0	0	3	7
Paulding	0	0	0	0	0	0	0	0	0	0	0	0	0	0
Perry	0	0	1	0	0	0	0	0	0	0	0	0	0	1
Pickaway	1	0	3	8	0	0	0	0	0	0	0	0	0	12
Pike	0	0	0	0	0	0	0	0	0	0	0	0	0	0
Portage	3	0	2	6	0	0	0	1	0	0	0	0	0	12
Preble	0	0	0	0	0	0	0	0	0	0	0	0	0	0
Putnam	0	0	0	1	0	0	0	0	0	0	0	0	0	1
Richland	1	0	22	0	0	0	0	0	0	1	0	0	0	24
Ross	0	0	2	4	1	0	0	0	0	1	0	0	0	8
Sandusky	0	0	0	5	0	0	0	0	0	0	0	0	0	5
Scioto	2	0	5	8	0	0	0	0	0	2	0	0	0	17
Seneca	0	0	8	1	0	0	0	0	0	0	0	0	0	9
Shelby	0	0	0	1	2	0	0	0	0	0	0	1	1	5
Stark	6	0	52	4	7	0	10	0	0	9	0	6	8	102
Summit	10	1	52	38	5	0	3	0	0	48	0	10	18	185
Trumbull	4	3	34	4	0	0	0	2	0	2	0	1	2	52
Tuscarawas	1	0	4	0	4	0	0	0	0	0	0	0	2	11
Union	0	0	1	2	0	0	0	0	0	1	0	0	1	5
Van Wert	0	0	0	0	0	0	0	0	0	0	0	0	2	2
Vinton	0	0	0	0	0	0	0	0	0	0	0	0	0	0
Warren	0	0	2	1	0	0	0	0	0	0	0	0	1	4
Washington	1	0	4	3	0	0	0	0	0	3	0	0	0	11
Wayne	0	0	3	3	2	0	0	0	0	1	0	0	1	10
Williams	0	0	3	2	0	0	0	0	0	0	0	4	0	9
Wood	2	0	3	2	0	0	0	0	0	0	0	0	1	8
Wyandot	0	0	1	0	0	0	0	0	0	0	0	0	0	1
Statewide	149	10	704	1,291	95	5	14	25	0	386	2	57	331	3,069

Courts of Common Pleas – General Division
Product Liability Overall Caseloads
2005

County	Cases Pending January 1	New Filings	Reactivations and Transfers	Total Cases	Total Terminations	Clearance Rate	Cases Pending December 31	Cases Pending Beyond Time Guidelines
Adams	0	3	0	3	2	67%	1	0
Allen	3	1	1	5	4	200%	1	0
Ashland	0	3	0	3	0	0%	3	0
Ashtabula	6	7	0	13	6	86%	7	0
Athens	0	1	0	1	0	0%	1	0
Auglaize	1	2	1	4	2	67%	2	0
Belmont	6	7	1	14	7	88%	7	2
Brown	0	1	0	1	1	100%	0	0
Butler	7	10	0	17	14	140%	3	0
Carroll	0	1	0	1	1	100%	0	0
Champaign	0	0	0	0	0	-	0	0
Clark	2	4	0	6	4	100%	2	0
Clermont	7	9	0	16	7	78%	9	1
Clinton	2	4	0	6	5	125%	1	0
Columbiana	8	3	1	12	7	175%	5	0
Coshocton	2	0	0	2	2	-	0	0
Crawford	0	0	0	0	0	-	0	0
Cuyahoga	136	609	391	1,136	679	68%	457	12
Darke	3	1	0	4	4	400%	0	0
Defiance	1	0	0	1	1	-	0	0
Delaware	3	2	0	5	2	100%	3	2
Erie	1	4	11	16	11	73%	5	0
Fairfield	0	0	1	1	0	0%	1	0
Fayette	0	1	0	1	0	0%	1	0
Franklin	55	28	14	97	60	143%	37	6
Fulton	0	0	0	0	0	-	0	0
Gallia	0	0	0	0	0	-	0	0
Geauga	3	2	2	7	5	125%	2	0
Greene	13	14	1	28	16	107%	12	0
Guernsey	0	3	0	3	1	33%	2	0
Hamilton	44	27	6	77	33	100%	44	5
Hancock	0	2	0	2	0	0%	2	0
Hardin	0	0	1	1	1	100%	0	0
Harrison	0	0	0	0	0	-	0	0
Henry	0	2	0	2	1	50%	1	0
Highland	2	1	0	3	2	200%	1	0
Hocking	0	0	0	0	0	-	0	0
Holmes	0	1	0	1	0	0%	1	0
Huron	1	1	0	2	2	200%	0	0
Jackson	0	0	0	0	0	-	0	0
Jefferson	1	3	0	4	3	100%	1	1
Knox	1	1	0	2	0	0%	2	0
Lake	8	2	0	10	8	400%	2	0
Lawrence	8	3	0	11	6	200%	5	3
Licking	4	2	0	6	2	100%	4	1

Courts of Common Pleas – General Division
Product Liability Overall Caseloads
2005

County	Cases Pending January 1	New Filings	Reactivations and Transfers	Total Cases	Total Terminations	Clearance Rate	Cases Pending December 31	Cases Pending Beyond Time Guidelines
Logan	3	1	0	4	1	100%	3	0
Lorain	0	6	0	6	1	17%	5	0
Lucas	19	19	0	38	20	105%	18	1
Madison	0	0	0	0	0	-	0	0
Mahoning	2	0	0	2	0	-	2	0
Marion	1	0	0	1	0	-	1	0
Medina	16	2	2	20	17	425%	3	0
Meigs	0	2	0	2	1	50%	1	0
Mercer	3	3	0	6	4	133%	2	1
Miami	8	8	1	17	13	144%	4	0
Monroe	0	7	0	7	0	0%	7	0
Montgomery	30	40	1	71	41	100%	30	0
Morgan	0	1	0	1	0	0%	1	0
Morrow	0	0	0	0	0	-	0	0
Muskingum	3	5	0	8	1	20%	7	1
Noble	1	0	0	1	1	-	0	0
Ottawa	0	1	0	1	0	0%	1	0
Paulding	0	0	0	0	0	-	0	0
Perry	0	0	0	0	0	-	0	0
Pickaway	0	0	0	0	0	-	0	0
Pike	0	0	0	0	0	-	0	0
Portage	7	9	0	16	5	56%	11	1
Preble	1	2	0	3	2	100%	1	0
Putnam	0	0	0	0	0	-	0	0
Richland	6	3	0	9	6	200%	3	0
Ross	5	1	0	6	2	200%	4	2
Sandusky	3	1	0	4	2	200%	2	0
Scioto	2	3	0	5	2	67%	3	1
Seneca	0	2	0	2	1	50%	1	0
Shelby	4	1	0	5	5	500%	0	0
Stark	8	13	2	23	12	80%	11	0
Summit	16	17	6	39	25	109%	14	2
Trumbull	3	0	0	3	2	-	1	0
Tuscarawas	6	3	0	9	6	200%	3	0
Union	0	0	0	0	0	-	0	0
Van Wert	1	1	1	3	1	50%	2	0
Vinton	0	0	0	0	0	-	0	0
Warren	10	6	2	18	11	138%	7	1
Washington	2	2	0	4	3	150%	1	0
Wayne	1	0	1	2	1	100%	1	0
Williams	2	1	0	3	2	200%	1	1
Wood	1	3	0	4	2	67%	2	0
Wyandot	1	0	0	1	1	-	0	0
Statewide	493	928	447	1,868	1,090	79%	778	44

Courts of Common Pleas – General Division
Product Liability Terminations
2005

County	Jury Trial	Court Trial	Settled or Dismissed Pre Trial	Dismissal	For Want of Prosecution	Magistrate	Diversion or Arbitration	Default	Unavailability of Party	Transferred Out	Private Judge Referral	Bankruptcy Stay/Interlocutory Appeal	Other Terminations	Total Terminations
Adams	0	0	0	0	0	0	0	0	0	0	0	0	2	2
Allen	0	0	2	1	0	0	0	0	0	0	0	0	1	4
Ashland	0	0	0	0	0	0	0	0	0	0	0	0	0	0
Ashtabula	0	0	4	1	0	0	0	0	0	1	0	0	0	6
Athens	0	0	0	0	0	0	0	0	0	0	0	0	0	0
Auglaize	0	0	1	1	0	0	0	0	0	0	0	0	0	2
Belmont	0	0	0	5	0	0	0	0	0	1	0	0	1	7
Brown	0	0	0	1	0	0	0	0	0	0	0	0	0	1
Butler	0	0	3	0	0	0	0	0	0	8	0	3	0	14
Carroll	0	0	0	0	0	0	0	0	0	1	0	0	0	1
Champaign	0	0	0	0	0	0	0	0	0	0	0	0	0	0
Clark	0	0	2	2	0	0	0	0	0	0	0	0	0	4
Clermont	0	0	4	2	0	0	0	0	0	0	0	0	1	7
Clinton	0	0	4	0	0	0	0	0	0	1	0	0	0	5
Columbiana	0	0	4	1	0	0	0	0	0	1	0	0	1	7
Coshocton	0	0	0	2	0	0	0	0	0	0	0	0	0	2
Crawford	0	0	0	0	0	0	0	0	0	0	0	0	0	0
Cuyahoga	1	1	2	92	0	0	1	1	0	560	1	2	18	679
Darke	0	0	3	0	0	0	0	0	0	0	0	0	1	4
Defiance	0	0	1	0	0	0	0	0	0	0	0	0	0	1
Delaware	0	0	1	1	0	0	0	0	0	0	0	0	0	2
Erie	0	0	1	0	2	0	0	0	0	2	0	0	6	11
Fairfield	0	0	0	0	0	0	0	0	0	0	0	0	0	0
Fayette	0	0	0	0	0	0	0	0	0	0	0	0	0	0
Franklin	0	0	14	25	1	0	0	0	0	6	0	4	10	60
Fulton	0	0	0	0	0	0	0	0	0	0	0	0	0	0
Gallia	0	0	0	0	0	0	0	0	0	0	0	0	0	0
Geauga	0	0	0	2	0	0	0	0	0	1	0	0	2	5
Greene	1	0	0	12	0	2	0	0	0	0	0	0	1	16
Guernsey	0	0	0	0	0	0	0	0	0	0	0	0	1	1
Hamilton	0	0	18	2	2	0	0	0	0	2	0	1	8	33
Hancock	0	0	0	0	0	0	0	0	0	0	0	0	0	0
Hardin	0	0	0	1	0	0	0	0	0	0	0	0	0	1
Harrison	0	0	0	0	0	0	0	0	0	0	0	0	0	0
Henry	0	0	0	1	0	0	0	0	0	0	0	0	0	1
Highland	0	1	1	0	0	0	0	0	0	0	0	0	0	2
Hocking	0	0	0	0	0	0	0	0	0	0	0	0	0	0
Holmes	0	0	0	0	0	0	0	0	0	0	0	0	0	0
Huron	0	0	0	0	0	0	0	0	0	2	0	0	0	2
Jackson	0	0	0	0	0	0	0	0	0	0	0	0	0	0
Jefferson	0	0	1	0	0	0	0	1	0	1	0	0	0	3
Knox	0	0	0	0	0	0	0	0	0	0	0	0	0	0
Lake	0	0	4	1	0	0	0	0	0	1	0	2	0	8
Lawrence	0	0	3	2	0	0	0	0	0	0	0	0	1	6
Licking	0	0	1	1	0	0	0	0	0	0	0	0	0	2
Logan	0	0	0	0	0	0	0	0	0	0	0	0	1	1

Courts of Common Pleas – General Division
Product Liability Terminations
2005

County	Jury Trial	Court Trial	Settled or Dismissed Pre Trial	Dismissal	For Want of Prosecution	Magistrate	Diversion or Arbitration	Default	Unavailability of Party	Transferred Out	Private Judge Referral	Bankruptcy Stay/Interlocutory Appeal	Other Terminations	Total Terminations
Lorain	0	0	0	0	0	0	0	0	0	1	0	0	0	1
Lucas	0	0	4	10	1	0	0	0	0	4	0	0	1	20
Madison	0	0	0	0	0	0	0	0	0	0	0	0	0	0
Mahoning	0	0	0	0	0	0	0	0	0	0	0	0	0	0
Marion	0	0	0	0	0	0	0	0	0	0	0	0	0	0
Medina	0	0	5	0	0	0	0	0	0	1	0	0	11	17
Meigs	0	0	1	0	0	0	0	0	0	0	0	0	0	1
Mercer	1	0	1	0	0	0	0	0	0	1	0	1	0	4
Miami	1	0	2	6	0	0	1	0	0	1	0	0	2	13
Monroe	0	0	0	0	0	0	0	0	0	0	0	0	0	0
Montgomery	1	0	12	18	2	1	0	0	0	6	0	1	0	41
Morgan	0	0	0	0	0	0	0	0	0	0	0	0	0	0
Morrow	0	0	0	0	0	0	0	0	0	0	0	0	0	0
Muskingum	0	0	0	1	0	0	0	0	0	0	0	0	0	1
Noble	0	0	0	1	0	0	0	0	0	0	0	0	0	1
Ottawa	0	0	0	0	0	0	0	0	0	0	0	0	0	0
Paulding	0	0	0	0	0	0	0	0	0	0	0	0	0	0
Perry	0	0	0	0	0	0	0	0	0	0	0	0	0	0
Pickaway	0	0	0	0	0	0	0	0	0	0	0	0	0	0
Pike	0	0	0	0	0	0	0	0	0	0	0	0	0	0
Portage	1	0	3	0	0	0	0	0	0	1	0	0	0	5
Preble	0	0	0	1	0	0	0	0	0	1	0	0	0	2
Putnam	0	0	0	0	0	0	0	0	0	0	0	0	0	0
Richland	1	0	3	0	0	0	0	0	0	2	0	0	0	6
Ross	0	0	2	0	0	0	0	0	0	0	0	0	0	2
Sandusky	0	0	1	0	0	0	0	0	0	0	0	0	1	2
Scioto	0	0	0	1	0	0	0	0	0	1	0	0	0	2
Seneca	0	0	0	1	0	0	0	0	0	0	0	0	0	1
Shelby	0	0	1	0	3	0	0	0	0	1	0	0	0	5
Stark	0	0	4	0	1	0	1	0	0	5	0	1	0	12
Summit	1	0	7	3	1	0	1	0	0	7	0	1	4	25
Trumbull	0	0	1	0	0	0	0	0	0	1	0	0	0	2
Tuscarawas	0	0	4	0	1	0	0	0	0	0	0	0	1	6
Union	0	0	0	0	0	0	0	0	0	0	0	0	0	0
Van Wert	0	0	1	0	0	0	0	0	0	0	0	0	0	1
Vinton	0	0	0	0	0	0	0	0	0	0	0	0	0	0
Warren	0	0	7	1	0	0	0	0	0	0	0	0	3	11
Washington	0	0	1	0	0	0	0	0	0	0	0	1	1	3
Wayne	0	0	0	0	0	0	0	0	0	0	0	0	1	1
Williams	0	0	1	1	0	0	0	0	0	0	0	0	0	2
Wood	0	0	2	0	0	0	0	0	0	0	0	0	0	2
Wyandot	0	0	0	1	0	0	0	0	0	0	0	0	0	1
Statewide	8	2	137	201	14	3	4	2	0	621	1	17	80	1,090

Courts of Common Pleas – General Division
Other Tort Overall Caseloads
2005

County	Cases Pending January 1	New Filings	Reactivations and Transfers	Total Cases	Total Terminations	Clearance Rate	Cases Pending December 31	Cases Pending Beyond Time Guidelines
Adams	15	18	8	41	27	104%	14	0
Allen	222	214	39	475	225	89%	250	7
Ashland	30	37	2	69	34	87%	35	0
Ashtabula	162	146	5	313	172	114%	141	5
Athens	38	38	1	77	43	110%	34	1
Auglaize	29	51	2	82	44	83%	38	0
Belmont	174	128	5	307	111	83%	196	34
Brown	72	24	9	105	48	145%	57	13
Butler	622	580	61	1,263	623	97%	640	14
Carroll	4	10	0	14	8	80%	6	0
Champaign	25	33	23	81	58	104%	23	7
Clark	317	211	10	538	222	100%	316	53
Clermont	304	240	20	564	265	102%	299	38
Clinton	59	43	5	107	52	108%	55	8
Columbiana	139	149	9	297	160	101%	137	3
Coshocton	42	27	2	71	35	121%	36	4
Crawford	55	35	4	94	43	110%	51	4
Cuyahoga	4,827	5,495	1,152	11,474	7,157	108%	4,317	131
Darke	32	32	4	68	30	83%	38	0
Defiance	71	39	0	110	48	123%	62	3
Delaware	95	135	6	236	117	83%	119	53
Erie	344	165	261	770	377	88%	393	0
Fairfield	179	120	5	304	156	125%	148	6
Fayette	35	16	3	54	22	116%	32	1
Franklin	2,066	2,253	483	4,802	2,661	97%	2,141	65
Fulton	42	41	4	87	46	102%	41	0
Gallia	20	32	0	52	25	78%	27	0
Geauga	175	156	18	349	176	101%	173	0
Greene	186	199	11	396	218	104%	178	1
Guernsey	38	35	2	75	33	89%	42	0
Hamilton	1,752	1,929	129	3,810	2,047	99%	1,763	67
Hancock	113	94	9	216	112	109%	104	5
Hardin	29	18	4	51	31	141%	20	1
Harrison	13	11	0	24	10	91%	14	0
Henry	52	22	0	74	44	200%	30	0
Highland	1	1	1	3	2	100%	1	0
Hocking	1	0	0	1	1	-	0	0
Holmes	13	25	0	38	10	40%	28	0
Huron	76	77	4	157	83	102%	74	1
Jackson	53	37	0	90	41	111%	49	1
Jefferson	150	114	3	267	122	104%	145	17
Knox	50	34	0	84	38	112%	46	1
Lake	452	572	48	1,072	667	108%	405	1
Lawrence	129	88	6	223	101	107%	122	16
Licking	181	171	29	381	213	107%	168	7

Courts of Common Pleas – General Division
Other Tort Overall Caseloads
2005

County	Cases Pending January 1	New Filings	Reactivations and Transfers	Total Cases	Total Terminations	Clearance Rate	Cases Pending December 31	Cases Pending Beyond Time Guidelines
Logan	48	62	0	110	53	85%	57	1
Lorain	562	564	21	1,147	574	98%	573	27
Lucas	1,296	1,003	84	2,383	1,225	113%	1,158	37
Madison	33	27	4	64	26	84%	38	1
Mahoning	929	604	84	1,617	798	116%	819	77
Marion	147	74	8	229	117	143%	112	14
Medina	159	171	31	361	208	103%	153	0
Meigs	23	15	0	38	26	173%	12	0
Mercer	19	23	1	43	16	67%	27	2
Miami	97	87	15	199	99	97%	100	0
Monroe	10	10	1	21	9	82%	12	1
Montgomery	1,475	2,976	194	4,645	2,855	90%	1,790	49
Morgan	3	0	0	3	1	-	2	0
Morrow	45	28	2	75	30	100%	45	10
Muskingum	127	87	1	215	77	88%	138	21
Noble	2	2	0	4	2	100%	2	0
Ottawa	88	62	2	152	64	100%	88	3
Paulding	14	12	1	27	10	77%	17	1
Perry	12	14	0	26	19	136%	7	0
Pickaway	29	5	2	36	33	471%	3	0
Pike	49	35	4	88	39	100%	49	9
Portage	294	245	6	545	241	96%	304	21
Preble	46	31	1	78	47	147%	31	0
Putnam	17	14	1	32	16	107%	16	0
Richland	223	181	11	415	212	110%	203	4
Ross	153	76	6	235	114	139%	121	23
Sandusky	106	67	5	178	89	124%	89	10
Scioto	112	91	10	213	90	89%	123	3
Seneca	40	54	1	95	58	105%	37	0
Shelby	35	50	2	87	50	96%	37	0
Stark	436	747	105	1,288	900	106%	388	0
Summit	986	1,121	148	2,255	1,302	103%	953	25
Trumbull	749	598	32	1,379	668	106%	711	56
Tuscarawas	90	91	5	186	90	94%	96	0
Union	15	17	1	33	23	128%	10	0
Van Wert	21	33	1	55	24	71%	31	0
Vinton	12	8	0	20	12	150%	8	0
Warren	252	243	8	503	257	102%	246	12
Washington	86	90	0	176	100	111%	76	0
Wayne	105	106	11	222	106	91%	116	1
Williams	26	35	2	63	29	78%	34	0
Wood	133	161	5	299	187	113%	112	0
Wyandot	20	15	0	35	16	107%	19	2
Statewide	22,608	23,830	3,203	49,641	27,670	102%	21,971	978

Courts of Common Pleas – General Division

Other Tort Terminations

2005

County	Jury Trial	Court Trial	Settled or Dismissed Pre Trial	Dismissal	For Want of Prosecution	Magistrate	Diversion or Arbitration	Default	Unavailability of Party	Transferred Out	Private Judge Referral	Bankruptcy Stay/Interlocutory Appeal	Other Terminations	Total Terminations
Adams	0	0	9	14	0	0	0	0	0	4	0	0	0	27
Allen	6	4	96	68	12	0	0	8	0	10	0	8	13	225
Ashland	2	0	7	18	0	0	0	4	0	0	0	1	2	34
Ashtabula	4	0	100	45	0	0	0	6	0	4	0	7	6	172
Athens	0	0	8	28	0	0	0	3	0	2	0	0	2	43
Auglaize	0	0	22	8	1	0	0	5	0	3	0	0	5	44
Belmont	4	0	10	86	0	0	1	0	0	2	0	2	6	111
Brown	0	0	7	36	0	0	0	2	0	1	0	0	2	48
Butler	25	6	348	123	3	0	1	37	0	44	0	19	17	623
Carroll	0	0	7	0	0	0	0	0	0	0	0	0	1	8
Champaign	3	0	23	3	0	2	26	0	0	1	0	0	0	58
Clark	6	2	132	23	4	0	0	19	0	14	0	8	14	222
Clermont	7	0	155	64	2	8	0	0	0	6	0	5	18	265
Clinton	2	0	43	1	0	0	0	0	0	0	0	2	4	52
Columbiana	1	0	81	37	14	0	1	7	0	7	0	2	10	160
Coshocton	1	0	1	25	0	0	0	5	0	1	0	2	0	35
Crawford	1	1	27	10	1	0	0	2	0	0	0	0	1	43
Cuyahoga	152	19	17	4,582	0	3	229	403	0	1,022	1	101	628	7,157
Darke	3	0	22	2	0	0	0	0	0	0	0	1	2	30
Defiance	2	1	30	5	5	0	0	0	0	0	0	0	5	48
Delaware	6	0	50	37	3	0	0	3	0	8	0	2	8	117
Erie	1	0	54	72	41	0	0	7	0	53	0	5	144	377
Fairfield	10	0	69	55	1	0	0	9	0	5	0	0	7	156
Fayette	0	0	3	12	1	0	4	1	0	0	0	0	1	22
Franklin	37	8	770	977	121	63	6	208	0	238	0	78	155	2,661
Fulton	1	1	34	1	2	0	0	3	0	3	0	1	0	46
Gallia	0	0	17	7	0	0	0	0	0	0	0	0	1	25
Geauga	7	0	89	43	3	1	0	3	2	5	0	4	19	176
Greene	4	0	19	123	2	31	1	17	1	13	0	4	3	218
Guernsey	1	1	21	5	0	0	0	1	0	2	0	1	1	33
Hamilton	37	18	1,280	136	237	17	30	83	0	79	0	4	126	2,047
Hancock	1	0	86	6	0	0	4	6	0	8	0	0	1	112
Hardin	1	0	4	15	0	0	0	0	1	1	0	1	8	31
Harrison	0	0	8	1	0	0	0	0	0	0	0	0	1	10
Henry	0	0	18	19	1	0	1	0	0	0	0	0	5	44
Highland	0	0	1	0	0	0	0	0	0	1	0	0	0	2
Hocking	0	0	0	1	0	0	0	0	0	0	0	0	0	1
Holmes	1	0	8	1	0	0	0	0	0	0	0	0	0	10
Huron	1	0	63	9	0	0	0	2	0	2	0	1	5	83
Jackson	0	0	1	34	0	0	0	2	0	1	0	0	3	41
Jefferson	6	2	60	35	0	0	0	5	0	4	0	3	7	122
Knox	4	0	28	5	0	0	0	0	0	1	0	0	0	38
Lake	25	21	305	203	4	2	11	11	0	46	0	26	13	667
Lawrence	4	0	59	21	1	0	0	2	0	5	0	2	7	101
Licking	5	0	72	81	2	0	0	11	0	20	0	3	19	213
Logan	0	0	36	8	0	0	0	4	0	2	0	0	3	53

Courts of Common Pleas – General Division

Other Tort Terminations

2005

County	Jury Trial	Court Trial	Settled or Dismissed Pre Trial	Dismissal	For Want of Prosecution	Magistrate	Diversion or Arbitration	Default	Unavailability of Party	Transferred Out	Private Judge Referral	Bankruptcy Stay/Interlocutory Appeal	Other Terminations	Total Terminations
Lorain	10	5	300	122	1	0	3	41	0	44	0	24	24	574
Lucas	29	5	482	457	27	0	2	59	0	55	0	23	86	1,225
Madison	1	0	4	19	0	0	0	0	0	0	0	0	2	26
Mahoning	13	1	464	179	0	4	3	33	0	41	0	15	45	798
Marion	3	1	68	23	9	0	0	0	0	6	0	1	6	117
Medina	5	0	168	7	4	1	0	6	0	6	0	2	9	208
Meigs	2	0	18	0	4	0	0	1	0	0	0	1	0	26
Mercer	1	0	9	2	2	0	0	1	0	1	0	0	0	16
Miami	3	1	38	41	2	0	0	0	0	8	0	3	3	99
Monroe	0	0	1	7	0	0	0	0	0	0	0	1	0	9
Montgomery	42	0	484	983	138	458	23	414	0	169	0	73	71	2,855
Morgan	0	0	0	0	0	0	0	0	0	0	0	0	1	1
Morrow	2	1	6	10	1	0	0	3	0	0	0	0	7	30
Muskingum	1	0	43	19	0	0	0	7	0	2	0	1	4	77
Noble	0	0	0	2	0	0	0	0	0	0	0	0	0	2
Ottawa	1	0	31	9	0	0	0	6	0	2	0	1	14	64
Paulding	0	0	1	9	0	0	0	0	0	0	0	0	0	10
Perry	1	0	13	0	0	0	0	3	0	1	0	0	1	19
Pickaway	1	1	7	20	0	0	0	4	0	0	0	0	0	33
Pike	1	0	9	20	0	0	0	4	0	2	0	3	0	39
Portage	8	1	122	71	5	2	1	17	0	4	0	3	7	241
Preble	1	1	5	28	0	0	0	2	0	0	0	2	8	47
Putnam	0	1	0	15	0	0	0	0	0	0	0	0	0	16
Richland	10	0	147	1	6	2	0	10	0	4	0	8	24	212
Ross	4	5	56	30	4	0	0	0	0	2	0	5	8	114
Sandusky	0	0	19	55	0	0	6	4	1	0	0	0	4	89
Scioto	6	2	20	42	0	0	0	2	0	6	0	2	10	90
Seneca	1	0	42	11	0	0	0	3	0	1	0	0	0	58
Shelby	2	0	18	8	14	0	0	4	0	0	0	2	2	50
Stark	38	0	400	39	41	0	171	65	0	81	0	19	46	900
Summit	49	0	667	198	28	3	94	21	0	130	3	36	73	1,302
Trumbull	21	39	479	29	2	1	1	22	0	44	0	15	15	668
Tuscarawas	7	1	55	0	18	0	0	4	0	2	0	2	1	90
Union	1	2	4	8	0	0	0	2	0	0	0	1	5	23
Van Wert	0	0	17	2	0	0	0	3	0	0	0	0	2	24
Vinton	0	0	9	1	0	0	0	1	0	0	0	1	0	12
Warren	10	3	118	62	0	0	0	27	0	4	0	9	24	257
Washington	3	1	66	20	1	0	0	1	0	0	1	2	5	100
Wayne	2	1	51	16	6	0	0	7	1	8	0	2	12	106
Williams	1	0	18	2	0	0	0	2	0	1	0	2	3	29
Wood	1	2	98	30	4	0	17	8	1	10	0	1	15	187
Wyandot	0	1	5	8	0	0	0	0	0	1	0	0	1	16
Statewide	652	159	8,862	9,690	778	598	636	1,666	7	2,253	5	553	1,811	27,670

Courts of Common Pleas – General Division
Workers' Compensation Overall Caseloads
2005

County	Cases Pending January 1	New Filings	Reactivations and Transfers	Total Cases	Total Terminations	Clearance Rate	Cases Pending December 31	Cases Pending Beyond Time Guidelines
Adams	5	10	0	15	6	60%	9	0
Allen	40	49	3	92	60	115%	32	2
Ashland	11	23	0	34	14	61%	20	0
Ashtabula	86	64	0	150	90	141%	60	5
Athens	2	15	0	17	3	20%	14	1
Auglaize	9	20	0	29	13	65%	16	0
Belmont	25	25	0	50	24	96%	26	9
Brown	11	5	1	17	9	150%	8	3
Butler	207	218	27	452	238	97%	214	31
Carroll	10	20	0	30	16	80%	14	0
Champaign	14	17	10	41	28	104%	13	2
Clark	184	94	3	281	91	94%	190	97
Clermont	78	85	3	166	68	77%	98	23
Clinton	27	39	0	66	29	74%	37	1
Columbiana	35	40	3	78	43	100%	35	5
Coshocton	13	15	1	29	13	81%	16	1
Crawford	18	22	1	41	21	91%	20	2
Cuyahoga	1,354	1,838	426	3,618	2,621	116%	997	108
Darke	19	26	0	45	25	96%	20	0
Defiance	27	8	0	35	21	263%	14	7
Delaware	42	53	0	95	50	94%	45	26
Erie	90	66	78	234	86	60%	148	0
Fairfield	39	37	1	77	46	121%	31	5
Fayette	10	10	2	22	12	100%	10	2
Franklin	724	886	116	1,726	940	94%	786	44
Fulton	0	2	0	2	2	100%	0	0
Gallia	1	10	18	29	6	21%	23	1
Geauga	36	69	4	109	56	77%	53	3
Greene	55	37	4	96	56	137%	40	10
Guernsey	12	14	0	26	14	100%	12	0
Hamilton	809	987	59	1,855	934	89%	921	116
Hancock	33	48	7	88	56	102%	32	3
Hardin	18	13	11	42	28	117%	14	0
Harrison	4	11	0	15	4	36%	11	1
Henry	24	6	0	30	22	367%	8	0
Highland	12	9	0	21	6	67%	15	4
Hocking	6	6	0	12	7	117%	5	0
Holmes	15	7	0	22	17	243%	5	0
Huron	19	32	0	51	28	88%	23	1
Jackson	21	30	0	51	28	93%	23	0
Jefferson	42	29	1	72	33	110%	39	12
Knox	33	41	1	75	33	79%	42	2
Lake	102	188	6	296	173	89%	123	2
Lawrence	27	19	0	46	25	132%	21	6
Licking	44	39	7	90	53	115%	37	9

Courts of Common Pleas – General Division
Workers' Compensation Overall Caseloads
2005

County	Cases Pending January 1	New Filings	Reactivations and Transfers	Total Cases	Total Terminations	Clearance Rate	Cases Pending December 31	Cases Pending Beyond Time Guidelines
Logan	31	43	0	74	27	63%	47	9
Lorain	209	303	13	525	240	76%	285	38
Lucas	232	284	18	534	306	101%	228	14
Madison	21	21	1	43	25	114%	18	1
Mahoning	308	342	41	691	321	84%	370	76
Marion	76	46	8	130	84	156%	46	10
Medina	61	78	11	150	78	88%	72	0
Meigs	7	10	0	17	11	110%	6	0
Mercer	2	9	0	11	7	78%	4	0
Miami	50	60	11	121	72	101%	49	0
Monroe	12	5	0	17	13	260%	4	0
Montgomery	329	383	28	740	395	96%	345	41
Morgan	2	2	0	4	1	50%	3	0
Morrow	10	11	3	24	9	64%	15	6
Muskingum	39	41	0	80	33	80%	47	14
Noble	5	4	0	9	2	50%	7	3
Ottawa	10	19	0	29	10	53%	19	0
Paulding	5	4	0	9	7	175%	2	0
Perry	6	13	0	19	9	69%	10	0
Pickaway	22	27	2	51	32	110%	19	0
Pike	31	32	9	72	19	46%	53	16
Portage	110	97	0	207	79	81%	128	42
Preble	8	3	0	11	7	233%	4	2
Putnam	5	11	0	16	8	73%	8	0
Richland	96	72	4	172	115	151%	57	6
Ross	38	29	1	68	31	103%	37	15
Sandusky	27	33	1	61	27	79%	34	7
Scioto	17	46	5	68	26	51%	42	0
Seneca	7	23	0	30	16	70%	14	0
Shelby	31	38	0	69	53	139%	16	0
Stark	117	268	53	438	331	103%	107	1
Summit	288	436	79	803	508	99%	295	12
Trumbull	322	294	32	648	354	109%	294	49
Tuscarawas	60	109	10	179	89	75%	90	6
Union	43	83	0	126	81	98%	45	0
Van Wert	4	14	1	19	9	60%	10	0
Vinton	0	13	0	13	2	15%	11	0
Warren	63	64	4	131	65	96%	66	16
Washington	20	15	0	35	19	127%	16	1
Wayne	44	47	4	95	56	110%	39	1
Williams	16	10	0	26	19	190%	7	1
Wood	42	73	5	120	70	90%	50	1
Wyandot	17	17	0	34	13	76%	21	4
Statewide	7,236	8,814	1,137	17,187	9,827	99%	7,360	936

Courts of Common Pleas – General Division
Workers' Compensation Terminations
2005

County	Jury Trial	Court Trial	Settled or Dismissed Pre Trial	Dismissal	For Want of Prosecution	Magistrate	Diversion or Arbitration	Default	Unavailability of Party	Transferred Out	Private Judge Referral	Bankruptcy Stay/Interlocutory Appeal	Other Terminations	Total Terminations
Adams	0	0	1	4	0	0	0	0	0	0	0	0	1	6
Allen	1	0	18	22	7	0	0	0	0	2	0	1	9	60
Ashland	0	0	2	10	0	0	0	1	0	0	0	0	1	14
Ashtabula	2	0	53	29	0	0	0	0	0	3	0	0	3	90
Athens	0	0	1	2	0	0	0	0	0	0	0	0	0	3
Auglaize	0	0	12	0	0	0	0	0	0	0	0	0	1	13
Belmont	0	0	2	21	0	0	0	0	0	0	0	0	1	24
Brown	0	0	2	6	0	0	0	0	0	0	0	0	1	9
Butler	1	3	109	81	0	0	1	2	0	36	0	0	5	238
Carroll	0	0	14	0	0	0	0	0	0	0	0	0	2	16
Champaign	1	5	14	1	0	0	5	0	0	1	0	0	1	28
Clark	1	0	73	12	0	0	0	0	0	4	0	0	1	91
Clermont	0	0	37	24	0	2	0	0	0	5	0	0	0	68
Clinton	0	0	26	2	0	0	0	0	0	0	0	1	0	29
Columbiana	0	0	17	11	12	0	0	0	0	2	0	0	1	43
Coshocton	0	0	1	11	0	0	0	0	0	0	0	0	1	13
Crawford	0	0	13	7	0	0	0	0	0	1	0	0	0	21
Cuyahoga	10	4	7	1,554	0	0	1	1	0	893	1	2	148	2,621
Darke	0	0	20	3	1	0	0	1	0	0	0	0	0	25
Defiance	0	0	15	4	0	0	0	0	0	0	0	0	2	21
Delaware	0	0	24	20	3	0	0	0	0	0	0	0	3	50
Erie	0	0	20	19	4	0	0	1	0	13	0	0	29	86
Fairfield	1	2	22	18	1	0	0	0	0	2	0	0	0	46
Fayette	0	0	1	11	0	0	0	0	0	0	0	0	0	12
Franklin	5	0	288	466	56	1	0	2	0	72	0	12	38	940
Fulton	0	0	2	0	0	0	0	0	0	0	0	0	0	2
Gallia	0	0	4	1	0	0	0	0	0	1	0	0	0	6
Geauga	1	0	29	21	0	0	0	0	0	2	0	0	3	56
Greene	1	1	1	45	0	2	0	1	0	3	0	2	0	56
Guernsey	0	0	6	8	0	0	0	0	0	0	0	0	0	14
Hamilton	5	9	630	51	118	4	0	1	0	47	0	2	67	934
Hancock	0	0	37	10	0	0	1	1	0	6	0	0	1	56
Hardin	0	0	5	11	0	0	0	11	0	0	0	0	1	28
Harrison	0	0	4	0	0	0	0	0	0	0	0	0	0	4
Henry	0	0	6	16	0	0	0	0	0	0	0	0	0	22
Highland	0	0	5	1	0	0	0	0	0	0	0	0	0	6
Hocking	0	0	0	7	0	0	0	0	0	0	0	0	0	7
Holmes	0	0	14	3	0	0	0	0	0	0	0	0	0	17
Huron	0	0	23	3	0	0	0	0	0	0	0	0	2	28
Jackson	0	0	0	28	0	0	0	0	0	0	0	0	0	28
Jefferson	1	0	16	16	0	0	0	0	0	0	0	0	0	33
Knox	0	0	30	0	0	0	0	0	0	1	0	0	2	33
Lake	3	0	63	94	1	0	0	1	0	5	0	2	4	173
Lawrence	2	0	13	9	0	0	0	0	0	0	0	0	1	25
Licking	1	0	25	16	0	0	0	1	0	6	0	0	4	53
Logan	1	0	23	3	0	0	0	0	0	0	0	0	0	27

Courts of Common Pleas – General Division
Workers' Compensation Terminations
2005

County	Jury Trial	Court Trial	Settled or Dismissed Pre Trial	Dismissal	For Want of Prosecution	Magistrate	Diversion or Arbitration	Default	Unavailability of Party	Transferred Out	Private Judge Referral	Bankruptcy Stay/Interlocutory Appeal	Other Terminations	Total Terminations
Lorain	0	0	110	65	0	0	0	2	0	46	0	6	11	240
Lucas	4	2	82	160	6	0	0	1	0	14	0	1	36	306
Madison	0	0	5	19	0	0	0	0	0	0	0	0	1	25
Mahoning	1	2	105	89	0	0	0	3	0	109	0	1	11	321
Marion	1	0	41	28	1	0	0	0	0	8	0	0	5	84
Medina	1	0	67	3	0	1	0	0	0	1	0	0	5	78
Meigs	2	0	9	0	0	0	0	0	0	0	0	0	0	11
Mercer	0	0	6	0	1	0	0	0	0	0	0	0	0	7
Miami	0	0	16	35	10	0	0	0	0	9	1	0	1	72
Monroe	0	0	0	13	0	0	0	0	0	0	0	0	0	13
Montgomery	4	0	87	252	19	1	0	8	0	19	0	3	2	395
Morgan	0	0	0	1	0	0	0	0	0	0	0	0	0	1
Morrow	0	0	3	6	0	0	0	0	0	0	0	0	0	9
Muskingum	1	0	23	8	0	0	0	0	0	1	0	0	0	33
Noble	0	0	1	1	0	0	0	0	0	0	0	0	0	2
Ottawa	0	0	6	3	0	0	0	0	0	0	0	0	1	10
Paulding	0	0	0	7	0	0	0	0	0	0	0	0	0	7
Perry	1	0	5	0	0	0	0	0	0	1	0	1	1	9
Pickaway	0	0	7	22	0	0	0	2	0	1	0	0	0	32
Pike	0	0	4	14	0	0	0	0	0	0	0	0	1	19
Portage	2	0	38	30	4	0	0	0	0	4	0	0	1	79
Preble	0	0	1	6	0	0	0	0	0	0	0	0	0	7
Putnam	0	0	0	7	0	0	0	0	0	0	0	0	1	8
Richland	0	0	105	0	2	2	0	0	0	4	0	0	2	115
Ross	0	0	19	5	0	0	0	0	0	4	0	0	3	31
Sandusky	0	0	6	14	0	0	2	0	0	0	0	0	5	27
Scioto	0	0	4	13	0	0	0	0	0	6	0	0	3	26
Seneca	0	0	13	2	0	0	0	0	0	0	0	0	1	16
Shelby	0	0	15	11	24	0	0	0	0	1	0	0	2	53
Stark	3	1	199	2	19	4	9	0	0	82	0	2	10	331
Summit	5	0	245	71	4	1	63	0	0	87	0	3	29	508
Trumbull	1	1	196	9	0	0	0	0	0	142	0	1	4	354
Tuscarawas	1	0	38	0	29	0	0	0	0	14	0	2	5	89
Union	1	3	36	34	0	0	0	0	0	3	0	0	4	81
Van Wert	0	0	7	1	0	0	0	0	0	0	0	0	1	9
Vinton	0	0	0	1	0	0	0	1	0	0	0	0	0	2
Warren	1	1	29	26	0	0	0	0	0	1	0	0	7	65
Washington	2	0	13	2	0	0	0	0	0	0	0	0	2	19
Wayne	0	0	38	8	4	0	0	0	0	4	0	0	2	56
Williams	0	0	15	4	0	0	0	0	0	0	0	0	0	19
Wood	1	0	38	14	0	0	2	0	0	6	0	0	9	70
Wyandot	0	0	1	11	0	1	0	0	0	0	0	0	0	13
Statewide	69	34	3,361	3,678	326	19	84	41	0	1,672	2	42	499	9,827

Courts of Common Pleas – General Division
Foreclosure Overall Caseloads
2005

County	Cases Pending January 1	New Filings	Reactivations and Transfers	Total Cases	Total Terminations	Clearance Rate	Cases Pending December 31	Cases Pending Beyond Time Guidelines
Adams	40	118	4	162	133	109%	29	1
Allen	186	591	61	838	627	96%	211	7
Ashland	53	238	5	296	206	85%	90	0
Ashtabula	244	586	66	896	625	96%	271	14
Athens	42	128	13	183	134	95%	49	0
Auglaize	48	174	12	234	190	102%	44	0
Belmont	68	209	44	321	247	98%	74	10
Brown	168	300	19	487	373	117%	114	17
Butler	793	2,032	321	3,146	2,436	104%	710	16
Carroll	47	122	0	169	115	94%	54	0
Champaign	123	208	41	372	230	92%	142	22
Clark	406	925	111	1,442	1,064	103%	378	42
Clermont	362	812	102	1,276	962	105%	314	12
Clinton	94	216	30	340	285	116%	55	2
Columbiana	208	599	60	867	652	99%	215	1
Coshocton	70	150	22	242	182	106%	60	4
Crawford	64	255	30	349	258	91%	91	1
Cuyahoga	380	10,935	4,227	15,542	15,242	101%	300	6
Darke	63	212	11	286	227	102%	59	0
Defiance	87	120	0	207	118	98%	89	13
Delaware	162	481	99	742	541	93%	201	112
Erie	244	370	592	1,206	711	74%	495	0
Fairfield	221	622	39	882	659	100%	223	6
Fayette	59	167	25	251	175	91%	76	1
Franklin	2,324	6,596	852	9,772	7,463	100%	2,309	39
Fulton	35	141	6	182	133	90%	49	1
Gallia	16	84	0	100	77	92%	23	0
Geauga	74	260	18	352	228	82%	124	4
Greene	226	528	23	777	586	106%	191	7
Guernsey	58	183	11	252	207	107%	45	0
Hamilton	1,638	5,066	582	7,286	5,515	98%	1,771	33
Hancock	101	309	29	439	340	101%	99	4
Hardin	144	158	16	318	263	151%	55	0
Harrison	21	63	7	91	66	94%	25	3
Henry	47	94	0	141	105	112%	36	0
Highland	96	286	0	382	286	100%	96	5
Hocking	62	123	0	185	135	110%	50	0
Holmes	6	105	0	111	85	81%	26	0
Huron	70	251	25	346	274	99%	72	1
Jackson	49	149	0	198	144	97%	54	4
Jefferson	122	245	9	376	279	110%	97	13
Knox	230	265	38	533	299	99%	234	45
Lake	331	918	65	1,314	1,004	102%	310	0
Lawrence	78	223	44	345	248	93%	97	2
Licking	254	862	105	1,221	983	102%	238	12

Courts of Common Pleas – General Division
Foreclosure Overall Caseloads
2005

County	Cases Pending January 1	New Filings	Reactivations and Transfers	Total Cases	Total Terminations	Clearance Rate	Cases Pending December 31	Cases Pending Beyond Time Guidelines
Logan	79	271	6	356	286	103%	70	1
Lorain	594	1,656	161	2,411	1,792	99%	619	10
Lucas	1,145	2,903	208	4,256	3,066	99%	1,190	37
Madison	87	176	30	293	229	111%	64	1
Mahoning	651	1,692	216	2,559	1,563	82%	996	39
Marion	204	433	103	740	578	108%	162	5
Medina	236	607	76	919	713	104%	206	0
Meigs	34	65	24	123	97	109%	26	2
Mercer	27	91	6	124	88	91%	36	0
Miami	132	427	22	581	455	101%	126	0
Monroe	9	34	2	45	33	92%	12	1
Montgomery	1,368	4,050	421	5,839	4,683	105%	1,156	20
Morgan	17	36	20	73	51	91%	22	0
Morrow	243	194	22	459	320	148%	139	26
Muskingum	266	395	11	672	492	121%	180	20
Noble	24	25	4	53	32	110%	21	8
Ottawa	54	145	11	210	149	96%	61	1
Paulding	54	95	14	163	115	106%	48	2
Perry	37	195	0	232	187	96%	45	0
Pickaway	100	219	22	341	252	105%	89	0
Pike	42	101	8	151	99	91%	52	5
Portage	207	617	10	834	607	97%	227	13
Preble	81	234	9	324	239	98%	85	0
Putnam	41	80	3	124	94	113%	30	1
Richland	212	580	65	857	673	104%	184	1
Ross	152	293	30	475	330	102%	145	28
Sandusky	100	232	20	352	250	99%	102	11
Scioto	118	312	6	436	308	97%	128	4
Seneca	59	226	21	306	255	103%	51	0
Shelby	51	203	20	274	216	97%	58	1
Stark	574	2,167	258	2,999	2,478	102%	521	0
Summit	1,295	3,744	308	5,347	3,878	96%	1,469	33
Trumbull	597	1,197	140	1,934	1,260	94%	674	46
Tuscarawas	96	346	28	470	353	94%	117	0
Union	58	237	24	319	258	99%	61	0
Van Wert	45	147	32	224	166	93%	58	0
Vinton	23	40	2	65	34	81%	31	0
Warren	269	938	240	1,447	1,176	100%	271	15
Washington	67	190	0	257	187	98%	70	3
Wayne	106	356	34	496	362	93%	134	1
Williams	40	144	14	198	162	103%	36	0
Wood	147	352	36	535	415	107%	120	3
Wyandot	20	72	25	117	86	89%	31	0
Statewide	19,975	63,996	10,476	94,447	74,179	100%	20,268	798

Courts of Common Pleas – General Division
Foreclosure Terminations
2005

County	Jury Trial	Court Trial	Settled or Dismissed Pre Trial	Dismissal	For Want of Prosecution	Magistrate	Diversion or Arbitration	Default	Unavailability of Party	Transferred Out	Private Judge Referral	Bankruptcy Stay/Interlocutory Appeal	Other Terminations	Total Terminations
Adams	0	0	0	31	2	0	0	88	0	3	0	7	2	133
Allen	0	3	4	143	12	0	0	17	0	2	0	52	394	627
Ashland	0	0	0	44	0	0	0	2	0	0	0	11	149	206
Ashtabula	0	0	31	118	0	0	0	285	0	0	0	74	117	625
Athens	0	0	7	24	0	0	0	81	1	5	0	10	6	134
Auglaize	0	0	1	35	8	0	0	109	0	0	0	13	24	190
Belmont	0	0	1	75	0	0	0	132	0	6	0	10	23	247
Brown	0	2	2	77	16	1	0	209	0	1	16	29	20	373
Butler	0	0	110	503	14	0	0	1,511	0	15	0	163	120	2,436
Carroll	0	0	29	0	1	0	0	59	0	0	0	25	1	115
Champaign	0	0	60	6	0	0	0	119	0	1	0	20	24	230
Clark	0	0	95	115	18	0	0	658	1	0	0	88	89	1,064
Clermont	0	0	113	170	1	455	1	11	0	2	0	87	122	962
Clinton	0	0	42	2	0	0	0	0	0	2	0	31	208	285
Columbiana	0	0	26	92	42	0	0	378	0	3	0	75	36	652
Coshocton	0	0	0	44	1	0	0	105	0	0	0	16	16	182
Crawford	0	0	3	42	7	0	0	138	0	2	0	17	49	258
Cuyahoga	1	0	0	16	0	15,123	0	9	0	2	0	1	90	15,242
Darke	0	0	6	46	6	0	0	143	0	0	0	25	1	227
Defiance	0	58	0	53	6	0	0	1	0	0	0	0	0	118
Delaware	0	0	37	122	23	2	2	250	0	3	0	66	36	541
Erie	0	1	12	256	38	0	0	141	0	31	0	58	174	711
Fairfield	0	0	40	98	7	0	0	407	0	3	0	64	40	659
Fayette	0	0	1	33	0	0	0	109	0	0	0	14	18	175
Franklin	0	17	225	1,278	114	3	0	4,329	0	81	0	751	665	7,463
Fulton	0	0	21	23	0	0	0	83	0	1	0	5	0	133
Gallia	0	0	3	26	6	0	0	40	0	0	0	1	1	77
Geauga	0	0	19	58	6	0	0	54	9	1	0	23	58	228
Greene	0	0	1	130	7	2	0	350	0	4	0	50	42	586
Guernsey	0	0	7	39	1	0	0	104	0	0	0	21	35	207
Hamilton	0	0	698	240	341	2,525	0	476	0	146	0	272	817	5,515
Hancock	0	0	12	61	2	0	10	233	0	2	0	16	4	340
Hardin	0	0	1	34	5	0	0	115	1	0	0	15	92	263
Harrison	0	0	6	8	1	0	0	37	0	0	0	8	6	66
Henry	0	0	0	23	0	0	0	9	0	0	0	9	64	105
Highland	0	11	4	53	0	0	0	187	0	0	0	27	4	286
Hocking	0	18	67	37	0	0	0	0	0	0	0	13	0	135
Holmes	0	3	15	6	1	0	0	39	0	0	0	5	16	85
Huron	0	0	3	51	5	0	0	152	4	0	0	17	42	274
Jackson	0	0	0	39	0	0	0	96	0	0	0	9	0	144
Jefferson	1	0	5	69	0	0	0	171	0	2	0	16	15	279
Knox	0	0	1	137	0	0	0	0	0	0	0	37	124	299
Lake	0	0	7	265	15	0	1	460	0	9	0	114	133	1,004
Lawrence	0	0	1	77	7	0	0	109	0	1	0	31	22	248
Licking	0	0	12	194	11	0	0	440	0	29	0	81	216	983
Logan	0	0	7	60	1	1	0	165	0	0	0	29	23	286

Courts of Common Pleas – General Division
Foreclosure Terminations
2005

County	Jury Trial	Court Trial	Settled or Dismissed Pre Trial	Dismissal	For Want of Prosecution	Magistrate	Diversion or Arbitration	Default	Unavailability of Party	Transferred Out	Private Judge Referral	Bankruptcy Stay/Interlocutory Appeal	Other Terminations	Total Terminations
Lorain	0	0	97	372	3	0	0	894	0	49	0	226	151	1,792
Lucas	0	0	136	541	20	0	0	1,770	0	7	0	219	373	3,066
Madison	0	0	1	49	0	0	0	0	0	0	0	24	155	229
Mahoning	0	1	19	374	0	2	0	942	1	5	0	193	26	1,563
Marion	0	4	38	77	20	0	0	302	1	0	0	41	95	578
Medina	0	0	330	12	4	5	0	236	14	9	0	40	63	713
Meigs	0	2	21	0	5	0	0	55	0	1	0	3	10	97
Mercer	1	0	13	7	17	0	0	44	0	0	0	4	2	88
Miami	0	2	3	84	12	0	0	287	0	0	0	28	39	455
Monroe	0	1	0	7	0	0	0	23	0	0	0	0	2	33
Montgomery	0	0	23	834	164	13	0	2,929	0	46	0	358	316	4,683
Morgan	0	1	0	14	0	0	0	14	0	0	0	4	18	51
Morrow	0	0	1	55	3	0	0	120	0	0	0	17	124	320
Muskingum	0	0	12	72	0	0	0	347	0	1	0	37	23	492
Noble	0	1	0	16	0	0	0	3	0	0	0	5	7	32
Ottawa	0	0	7	32	0	0	0	82	0	0	0	12	16	149
Paulding	2	0	0	46	0	0	0	51	0	0	0	15	1	115
Perry	0	0	64	1	0	0	0	96	0	1	0	14	11	187
Pickaway	1	10	2	57	0	0	0	156	2	1	1	21	1	252
Pike	0	0	0	27	0	0	0	61	0	0	0	9	2	99
Portage	0	0	67	72	17	1	0	382	0	2	1	25	40	607
Preble	0	3	3	69	0	0	1	135	0	0	0	26	2	239
Putnam	0	0	0	24	0	6	0	0	0	0	0	4	60	94
Richland	0	0	137	4	6	0	0	331	0	0	0	49	146	673
Ross	0	0	3	71	1	0	0	186	0	1	0	31	37	330
Sandusky	0	0	0	52	0	0	0	1	0	1	0	20	176	250
Scioto	0	0	5	47	0	0	0	203	0	2	0	8	43	308
Seneca	0	0	23	22	0	0	6	143	1	0	0	22	38	255
Shelby	0	0	2	20	24	0	0	134	0	0	0	10	26	216
Stark	1	0	112	215	138	1	2	1,484	1	121	2	204	197	2,478
Summit	0	3	244	715	80	2	7	1,805	0	118	0	420	484	3,878
Trumbull	0	376	302	18	3	0	0	380	0	9	0	153	19	1,260
Tuscarawas	1	0	8	4	68	0	0	218	0	0	0	29	25	353
Union	0	13	30	27	1	0	1	115	0	0	0	32	39	258
Van Wert	0	2	42	5	0	0	0	76	0	0	0	13	28	166
Vinton	1	6	9	5	0	0	0	5	1	0	0	5	2	34
Warren	0	2	32	376	0	0	0	360	0	0	0	92	314	1,176
Washington	0	0	22	29	6	0	0	73	0	3	0	40	14	187
Wayne	0	0	38	21	19	0	0	195	0	5	0	31	53	362
Williams	0	0	2	48	0	0	0	82	0	0	0	18	12	162
Wood	0	0	18	77	14	0	0	201	0	20	0	27	58	415
Wyandot	0	0	0	16	0	0	0	40	0	0	0	14	16	86
Statewide	9	540	3,601	9,667	1,350	18,142	31	27,572	37	759	20	5,049	7,402	74,179

Courts of Common Pleas – General Division
Administrative Appeal Overall Caseloads
2005

County	Cases Pending January 1	New Filings	Reactivations and Transfers	Total Cases	Total Terminations	Clearance Rate	Cases Pending December 31	Cases Pending Beyond Time Guidelines
Adams	0	1	0	1	0	0%	1	0
Allen	7	5	0	12	9	180%	3	0
Ashland	2	3	0	5	3	100%	2	0
Ashtabula	4	6	0	10	6	100%	4	1
Athens	14	22	0	36	21	95%	15	3
Auglaize	0	0	0	0	0	-	0	0
Belmont	3	5	0	8	7	140%	1	0
Brown	4	6	3	13	8	89%	5	1
Butler	13	13	0	26	19	146%	7	1
Carroll	0	3	0	3	2	67%	1	0
Champaign	6	1	1	8	2	100%	6	6
Clark	13	6	0	19	9	150%	10	7
Clermont	8	7	0	15	8	114%	7	1
Clinton	1	2	0	3	2	100%	1	0
Columbiana	3	2	0	5	3	150%	2	0
Coshocton	0	1	0	1	1	100%	0	0
Crawford	0	3	0	3	2	67%	1	0
Cuyahoga	129	144	19	292	175	107%	117	38
Darke	0	2	0	2	0	0%	2	0
Defiance	0	3	0	3	1	33%	2	0
Delaware	6	4	1	11	7	140%	4	3
Erie	39	1	2	42	30	1000%	12	0
Fairfield	5	1	0	6	3	300%	3	3
Fayette	5	1	1	7	5	250%	2	1
Franklin	223	245	69	537	343	109%	194	40
Fulton	18	30	0	48	20	67%	28	5
Gallia	15	20	0	35	35	175%	0	0
Geauga	5	10	4	19	11	79%	8	1
Greene	6	13	1	20	9	64%	11	3
Guernsey	1	2	0	3	2	100%	1	0
Hamilton	142	90	14	246	110	106%	136	11
Hancock	5	4	0	9	5	125%	4	1
Hardin	2	0	0	2	2	-	0	0
Harrison	0	0	0	0	0	-	0	0
Henry	4	4	0	8	2	50%	6	0
Highland	7	3	0	10	5	167%	5	2
Hocking	0	0	0	0	0	-	0	0
Holmes	0	0	0	0	0	-	0	0
Huron	1	1	0	2	1	100%	1	0
Jackson	1	0	0	1	0	-	1	1
Jefferson	7	3	3	13	9	150%	4	1
Knox	1	1	0	2	1	100%	1	0
Lake	14	15	2	31	24	141%	7	0
Lawrence	1	0	0	1	1	-	0	0
Licking	10	11	1	22	19	158%	3	0

Courts of Common Pleas – General Division
Administrative Appeal Overall Caseloads
2005

County	Cases Pending January 1	New Filings	Reactivations and Transfers	Total Cases	Total Terminations	Clearance Rate	Cases Pending December 31	Cases Pending Beyond Time Guidelines
Logan	2	4	0	6	4	100%	2	0
Lorain	1	8	0	9	4	50%	5	1
Lucas	32	37	8	77	47	104%	30	6
Madison	0	1	0	1	1	100%	0	0
Mahoning	41	11	2	54	34	262%	20	14
Marion	0	3	0	3	1	33%	2	0
Medina	20	17	3	40	24	120%	16	0
Meigs	0	1	0	1	0	0%	1	0
Mercer	0	9	0	9	7	78%	2	0
Miami	1	2	1	4	2	67%	2	0
Monroe	0	1	0	1	1	100%	0	0
Montgomery	27	41	7	75	39	81%	36	10
Morgan	0	0	0	0	0	-	0	0
Morrow	30	1	0	31	30	3000%	1	1
Muskingum	7	3	0	10	5	167%	5	2
Noble	0	0	0	0	0	-	0	0
Ottawa	5	3	0	8	6	200%	2	0
Paulding	0	0	0	0	0	-	0	0
Perry	0	0	0	0	0	-	0	0
Pickaway	0	0	0	0	0	-	0	0
Pike	4	5	0	9	8	160%	1	0
Portage	9	9	0	18	10	111%	8	1
Preble	6	2	0	8	5	250%	3	2
Putnam	0	1	0	1	0	0%	1	0
Richland	4	5	0	9	7	140%	2	0
Ross	8	4	0	12	4	100%	8	5
Sandusky	1	1	0	2	1	100%	1	0
Scioto	2	6	1	9	3	43%	6	0
Seneca	1	5	0	6	5	100%	1	0
Shelby	0	1	1	2	2	100%	0	0
Stark	13	45	3	61	46	96%	15	0
Summit	47	83	7	137	88	98%	49	4
Trumbull	22	11	2	35	16	123%	19	11
Tuscarawas	1	6	0	7	6	100%	1	0
Union	0	2	0	2	2	100%	0	0
Van Wert	1	0	0	1	1	-	0	0
Vinton	0	3	0	3	1	33%	2	0
Warren	13	19	1	33	22	110%	11	6
Washington	0	5	0	5	2	40%	3	0
Wayne	7	2	2	11	9	225%	2	0
Williams	0	0	0	0	0	-	0	0
Wood	3	3	1	7	5	125%	2	0
Wyandot	1	0	0	1	1	-	0	0
Statewide	1,034	1,054	160	2,248	1,371	113%	877	193

Courts of Common Pleas – General Division
Administrative Appeal Terminations
2005

County	Jury Trial	Court Trial	Settled or Dismissed Pre Trial	Dismissal	For Want of Prosecution	Magistrate	Diversion or Arbitration	Default	Unavailability of Party	Transferred Out	Private Judge Referral	Bankruptcy Stay/Interlocutory Appeal	Other Terminations	Total Terminations
Adams	0	0	0	0	0	0	0	0	0	0	0	0	0	0
Allen	0	3	0	2	0	0	0	0	0	0	0	0	4	9
Ashland	0	1	0	1	0	0	0	0	0	0	0	0	1	3
Ashtabula	0	2	2	1	0	0	0	0	0	0	0	0	1	6
Athens	0	0	2	15	0	0	0	3	0	0	0	0	1	21
Auglaize	0	0	0	0	0	0	0	0	0	0	0	0	0	0
Belmont	0	0	0	1	0	0	1	1	0	0	0	0	4	7
Brown	0	0	0	3	0	0	0	0	0	0	0	0	5	8
Butler	0	0	5	5	0	0	0	1	0	1	0	0	7	19
Carroll	0	0	1	1	0	0	0	0	0	0	0	0	0	2
Champaign	0	1	0	1	0	0	0	0	0	0	0	0	0	2
Clark	0	0	1	4	0	0	0	0	0	0	0	1	3	9
Clermont	0	1	3	0	0	0	0	0	0	0	0	0	4	8
Clinton	0	0	1	0	0	0	0	0	0	0	0	0	1	2
Columbiana	0	0	0	0	0	0	0	0	0	0	0	0	3	3
Coshocton	0	0	0	0	0	0	0	0	0	0	0	0	1	1
Crawford	0	0	0	1	0	0	0	0	0	1	0	0	0	2
Cuyahoga	0	0	0	78	0	0	0	1	0	16	0	0	80	175
Darke	0	0	0	0	0	0	0	0	0	0	0	0	0	0
Defiance	0	1	0	0	0	0	0	0	0	0	0	0	0	1
Delaware	0	0	1	1	0	1	0	0	0	0	0	0	4	7
Erie	0	0	3	3	4	0	0	0	0	2	0	0	18	30
Fairfield	0	0	2	0	0	0	0	0	0	1	0	0	0	3
Fayette	0	0	0	3	1	0	1	0	0	0	0	0	0	5
Franklin	0	1	19	37	13	115	4	1	0	35	0	5	113	343
Fulton	1	1	18	0	0	0	0	0	0	0	0	0	0	20
Gallia	0	0	5	8	1	0	0	0	0	18	0	0	3	35
Geauga	0	0	2	1	1	0	0	0	0	1	0	0	6	11
Greene	0	0	0	2	0	1	0	0	0	0	0	2	4	9
Guernsey	0	0	0	0	0	0	0	0	0	0	0	0	2	2
Hamilton	0	1	20	10	3	7	0	1	0	4	0	0	64	110
Hancock	0	0	1	0	0	0	0	0	0	0	0	0	4	5
Hardin	0	0	0	1	0	0	0	0	0	0	0	0	1	2
Harrison	0	0	0	0	0	0	0	0	0	0	0	0	0	0
Henry	0	0	1	0	0	0	0	0	0	0	0	0	1	2
Highland	0	1	3	0	0	0	0	0	0	0	0	0	1	5
Hocking	0	0	0	0	0	0	0	0	0	0	0	0	0	0
Holmes	0	0	0	0	0	0	0	0	0	0	0	0	0	0
Huron	0	0	1	0	0	0	0	0	0	0	0	0	0	1
Jackson	0	0	0	0	0	0	0	0	0	0	0	0	0	0
Jefferson	0	1	2	1	1	0	0	1	0	0	0	0	3	9
Knox	0	0	0	0	0	0	0	0	0	0	0	0	1	1
Lake	0	4	5	10	0	0	0	0	0	2	0	0	3	24
Lawrence	0	0	0	1	0	0	0	0	0	0	0	0	0	1
Licking	0	0	5	5	0	0	0	0	0	0	0	1	8	19
Logan	0	3	0	1	0	0	0	0	0	0	0	0	0	4

Courts of Common Pleas – General Division
Administrative Appeal Terminations
2005

County	Jury Trial	Court Trial	Settled or Dismissed Pre Trial	Dismissal	For Want of Prosecution	Magistrate	Diversion or Arbitration	Default	Unavailability of Party	Transferred Out	Private Judge Referral	Bankruptcy Stay/Interlocutory Appeal	Other Terminations	Total Terminations
Lorain	0	0	1	1	0	0	0	0	0	2	0	0	0	4
Lucas	0	0	5	8	0	0	0	0	0	6	0	0	28	47
Madison	0	0	0	1	0	0	0	0	0	0	0	0	0	1
Mahoning	0	0	1	9	0	18	1	1	0	2	0	0	2	34
Marion	0	0	1	0	0	0	0	0	0	0	0	0	0	1
Medina	0	0	16	0	1	1	0	0	0	2	0	0	4	24
Meigs	0	0	0	0	0	0	0	0	0	0	0	0	0	0
Mercer	0	0	4	1	0	0	0	0	0	0	0	0	2	7
Miami	0	0	0	1	0	0	0	0	0	0	0	0	1	2
Monroe	0	0	0	0	0	0	0	0	0	0	0	0	1	1
Montgomery	0	0	3	12	2	3	0	13	0	6	0	0	0	39
Morgan	0	0	0	0	0	0	0	0	0	0	0	0	0	0
Morrow	0	0	0	0	0	0	0	0	0	0	0	0	30	30
Muskingum	0	0	1	2	0	0	0	0	0	0	0	0	2	5
Noble	0	0	0	0	0	0	0	0	0	0	0	0	0	0
Ottawa	0	0	1	0	0	0	0	0	0	0	0	0	5	6
Paulding	0	0	0	0	0	0	0	0	0	0	0	0	0	0
Perry	0	0	0	0	0	0	0	0	0	0	0	0	0	0
Pickaway	0	0	0	0	0	0	0	0	0	0	0	0	0	0
Pike	0	0	0	0	0	0	0	0	0	0	0	0	8	8
Portage	0	0	4	2	2	0	0	1	0	0	0	0	1	10
Preble	0	2	0	1	0	0	0	1	0	0	0	0	1	5
Putnam	0	0	0	0	0	0	0	0	0	0	0	0	0	0
Richland	0	0	0	1	0	0	0	0	0	0	0	0	6	7
Ross	0	0	0	1	0	0	0	0	0	0	0	0	3	4
Sandusky	0	0	0	0	0	0	0	0	0	0	0	0	1	1
Scioto	0	0	0	1	0	0	0	0	0	1	0	0	1	3
Seneca	0	1	2	1	0	0	0	0	0	0	0	0	1	5
Shelby	0	0	0	1	0	0	0	0	0	0	0	0	1	2
Stark	0	0	8	9	2	0	0	0	0	2	0	1	24	46
Summit	0	8	5	12	4	1	0	0	0	6	0	2	50	88
Trumbull	0	6	6	1	0	0	0	0	0	2	0	0	1	16
Tuscarawas	0	1	1	0	1	0	0	0	0	0	0	1	2	6
Union	0	0	1	1	0	0	0	0	0	0	0	0	0	2
Van Wert	0	0	0	0	0	0	0	1	0	0	0	0	0	1
Vinton	0	0	0	1	0	0	0	0	0	0	0	0	0	1
Warren	0	5	7	3	0	0	0	0	0	0	0	0	7	22
Washington	1	0	0	1	0	0	0	0	0	0	0	0	0	2
Wayne	0	1	1	0	2	0	0	0	0	0	0	0	5	9
Williams	0	0	0	0	0	0	0	0	0	0	0	0	0	0
Wood	0	0	1	2	0	0	0	0	0	0	0	0	2	5
Wyandot	0	0	0	0	0	0	0	0	0	0	0	0	1	1
Statewide	2	45	172	270	38	147	7	26	0	110	0	13	541	1,371

Courts of Common Pleas – General Division
Complex Litigation Overall Caseloads
2005

County	Cases Pending January 1	New Filings	Reactivations and Transfers	Total Cases	Total Terminations	Clearance Rate	Cases Pending December 31	Cases Pending Beyond Time Guidelines
Adams	0	0	0	0	0	-	0	0
Allen	2	0	0	2	0	-	2	0
Ashland	2	0	2	4	1	50%	3	0
Ashtabula	0	0	0	0	0	-	0	0
Athens	0	0	1	1	1	100%	0	0
Auglaize	1	0	3	4	2	67%	2	0
Belmont	5	0	0	5	1	-	4	2
Brown	0	0	0	0	0	-	0	0
Butler	0	0	1	1	1	100%	0	0
Carroll	0	0	0	0	0	-	0	0
Champaign	0	0	0	0	0	-	0	0
Clark	0	0	0	0	0	-	0	0
Clermont	0	0	0	0	0	-	0	0
Clinton	0	0	0	0	0	-	0	0
Columbiana	1	0	0	1	0	-	1	0
Coshocton	0	0	0	0	0	-	0	0
Crawford	0	0	0	0	0	-	0	0
Cuyahoga	10	0	3	13	2	67%	11	2
Darke	2	0	1	3	1	100%	2	0
Defiance	0	0	0	0	0	-	0	0
Delaware	1	0	0	1	0	-	1	1
Erie	0	0	0	0	0	-	0	0
Fairfield	0	0	0	0	0	-	0	0
Fayette	0	0	0	0	0	-	0	0
Franklin	40	0	28	68	19	68%	49	16
Fulton	1	0	0	1	0	-	1	0
Gallia	0	0	0	0	0	-	0	0
Geauga	1	0	0	1	0	-	1	0
Greene	1	0	0	1	1	-	0	0
Guernsey	8	0	9	17	7	78%	10	0
Hamilton	10	0	1	11	5	500%	6	4
Hancock	0	0	1	1	0	0%	1	0
Hardin	0	0	5	5	3	60%	2	0
Harrison	0	0	0	0	0	-	0	0
Henry	0	0	0	0	0	-	0	0
Highland	1	0	0	1	0	-	1	0
Hocking	0	0	0	0	0	-	0	0
Holmes	0	0	0	0	0	-	0	0
Huron	0	0	0	0	0	-	0	0
Jackson	0	0	0	0	0	-	0	0
Jefferson	0	0	0	0	0	-	0	0
Knox	0	0	0	0	0	-	0	0
Lake	0	0	0	0	0	-	0	0
Lawrence	0	0	1	1	0	0%	1	0
Licking	0	0	0	0	0	-	0	0

Courts of Common Pleas – General Division
Complex Litigation Overall Caseloads
2005

County	Cases Pending January 1	New Filings	Reactivations and Transfers	Total Cases	Total Terminations	Clearance Rate	Cases Pending December 31	Cases Pending Beyond Time Guidelines
Logan	0	0	1	1	0	0%	1	0
Lorain	2	0	0	2	2	-	0	0
Lucas	13	0	19	32	14	74%	18	2
Madison	0	0	0	0	0	-	0	0
Mahoning	0	0	0	0	0	-	0	0
Marion	0	0	0	0	0	-	0	0
Medina	6	0	5	11	7	140%	4	0
Meigs	0	0	0	0	0	-	0	0
Mercer	0	0	0	0	0	-	0	0
Miami	1	0	1	2	1	100%	1	0
Monroe	0	0	0	0	0	-	0	0
Montgomery	0	0	1	1	0	0%	1	0
Morgan	0	0	0	0	0	-	0	0
Morrow	0	0	1	1	1	100%	0	0
Muskingum	0	0	0	0	0	-	0	0
Noble	0	0	0	0	0	-	0	0
Ottawa	3	0	0	3	2	-	1	0
Paulding	0	0	0	0	0	-	0	0
Perry	0	0	0	0	0	-	0	0
Pickaway	0	0	0	0	0	-	0	0
Pike	0	0	1	1	0	0%	1	0
Portage	0	0	0	0	0	-	0	0
Preble	0	0	0	0	0	-	0	0
Putnam	0	0	0	0	0	-	0	0
Richland	0	0	1	1	1	100%	0	0
Ross	9	0	0	9	1	-	8	7
Sandusky	0	0	1	1	0	0%	1	0
Scioto	0	0	1	1	0	0%	1	0
Seneca	0	0	0	0	0	-	0	0
Shelby	1	0	1	2	1	100%	1	0
Stark	2	0	0	2	2	-	0	0
Summit	0	0	2	2	1	50%	1	0
Trumbull	2	0	1	3	1	100%	2	0
Tuscarawas	0	0	0	0	0	-	0	0
Union	0	0	3	3	1	33%	2	0
Van Wert	0	0	0	0	0	-	0	0
Vinton	0	0	0	0	0	-	0	0
Warren	0	0	0	0	0	-	0	0
Washington	0	0	0	0	0	-	0	0
Wayne	0	0	0	0	0	-	0	0
Williams	0	0	0	0	0	-	0	0
Wood	1	0	2	3	1	50%	2	0
Wyandot	0	0	0	0	0	-	0	0
Statewide	126	0	97	223	80	82%	143	34

Courts of Common Pleas – General Division
Complex Litigation Terminations
2005

County	Jury Trial	Court Trial	Settled or Dismissed Pre Trial	Dismissal	For Want of Prosecution	Magistrate	Diversion or Arbitration	Default	Unavailability of Party	Transferred Out	Private Judge Referral	Bankruptcy Stay/Interlocutory Appeal	Other Terminations	Total Terminations
Adams	0	0	0	0	0	0	0	0	0	0	0	0	0	0
Allen	0	0	0	0	0	0	0	0	0	0	0	0	0	0
Ashland	0	0	0	1	0	0	0	0	0	0	0	0	0	1
Ashtabula	0	0	0	0	0	0	0	0	0	0	0	0	0	0
Athens	0	0	0	0	0	1	0	0	0	0	0	0	0	1
Auglaize	0	0	0	0	0	0	0	0	0	2	0	0	0	2
Belmont	0	0	1	0	0	0	0	0	0	0	0	0	0	1
Brown	0	0	0	0	0	0	0	0	0	0	0	0	0	0
Butler	0	0	0	0	0	0	0	0	0	0	0	0	1	1
Carroll	0	0	0	0	0	0	0	0	0	0	0	0	0	0
Champaign	0	0	0	0	0	0	0	0	0	0	0	0	0	0
Clark	0	0	0	0	0	0	0	0	0	0	0	0	0	0
Clermont	0	0	0	0	0	0	0	0	0	0	0	0	0	0
Clinton	0	0	0	0	0	0	0	0	0	0	0	0	0	0
Columbiana	0	0	0	0	0	0	0	0	0	0	0	0	0	0
Coshocton	0	0	0	0	0	0	0	0	0	0	0	0	0	0
Crawford	0	0	0	0	0	0	0	0	0	0	0	0	0	0
Cuyahoga	1	0	0	0	0	0	0	0	0	1	0	0	0	2
Darke	0	0	1	0	0	0	0	0	0	0	0	0	0	1
Defiance	0	0	0	0	0	0	0	0	0	0	0	0	0	0
Delaware	0	0	0	0	0	0	0	0	0	0	0	0	0	0
Erie	0	0	0	0	0	0	0	0	0	0	0	0	0	0
Fairfield	0	0	0	0	0	0	0	0	0	0	0	0	0	0
Fayette	0	0	0	0	0	0	0	0	0	0	0	0	0	0
Franklin	0	0	2	7	3	0	0	0	0	2	0	1	4	19
Fulton	0	0	0	0	0	0	0	0	0	0	0	0	0	0
Gallia	0	0	0	0	0	0	0	0	0	0	0	0	0	0
Geauga	0	0	0	0	0	0	0	0	0	0	0	0	0	0
Greene	0	0	0	0	0	1	0	0	0	0	0	0	0	1
Guernsey	1	0	3	3	0	0	0	0	0	0	0	0	0	7
Hamilton	0	0	1	0	1	0	0	0	0	0	0	0	3	5
Hancock	0	0	0	0	0	0	0	0	0	0	0	0	0	0
Hardin	0	0	0	1	0	0	0	0	0	0	0	0	2	3
Harrison	0	0	0	0	0	0	0	0	0	0	0	0	0	0
Henry	0	0	0	0	0	0	0	0	0	0	0	0	0	0
Highland	0	0	0	0	0	0	0	0	0	0	0	0	0	0
Hocking	0	0	0	0	0	0	0	0	0	0	0	0	0	0
Holmes	0	0	0	0	0	0	0	0	0	0	0	0	0	0
Huron	0	0	0	0	0	0	0	0	0	0	0	0	0	0
Jackson	0	0	0	0	0	0	0	0	0	0	0	0	0	0
Jefferson	0	0	0	0	0	0	0	0	0	0	0	0	0	0
Knox	0	0	0	0	0	0	0	0	0	0	0	0	0	0
Lake	0	0	0	0	0	0	0	0	0	0	0	0	0	0
Lawrence	0	0	0	0	0	0	0	0	0	0	0	0	0	0
Licking	0	0	0	0	0	0	0	0	0	0	0	0	0	0
Logan	0	0	0	0	0	0	0	0	0	0	0	0	0	0

Courts of Common Pleas – General Division
Complex Litigation Terminations
2005

County	Jury Trial	Court Trial	Settled or Dismissed Pre Trial	Dismissal	For Want of Prosecution	Magistrate	Diversion or Arbitration	Default	Unavailability of Party	Transferred Out	Private Judge Referral	Bankruptcy Stay/Interlocutory Appeal	Other Terminations	Total Terminations
Lorain	0	0	2	0	0	0	0	0	0	0	0	0	0	2
Lucas	0	0	3	5	0	0	0	0	0	1	0	0	5	14
Madison	0	0	0	0	0	0	0	0	0	0	0	0	0	0
Mahoning	0	0	0	0	0	0	0	0	0	0	0	0	0	0
Marion	0	0	0	0	0	0	0	0	0	0	0	0	0	0
Medina	0	0	5	1	0	0	0	0	0	0	0	0	1	7
Meigs	0	0	0	0	0	0	0	0	0	0	0	0	0	0
Mercer	0	0	0	0	0	0	0	0	0	0	0	0	0	0
Miami	0	0	0	1	0	0	0	0	0	0	0	0	0	1
Monroe	0	0	0	0	0	0	0	0	0	0	0	0	0	0
Montgomery	0	0	0	0	0	0	0	0	0	0	0	0	0	0
Morgan	0	0	0	0	0	0	0	0	0	0	0	0	0	0
Morrow	1	0	0	0	0	0	0	0	0	0	0	0	0	1
Muskingum	0	0	0	0	0	0	0	0	0	0	0	0	0	0
Noble	0	0	0	0	0	0	0	0	0	0	0	0	0	0
Ottawa	0	0	0	0	0	0	0	0	0	0	0	1	1	2
Paulding	0	0	0	0	0	0	0	0	0	0	0	0	0	0
Perry	0	0	0	0	0	0	0	0	0	0	0	0	0	0
Pickaway	0	0	0	0	0	0	0	0	0	0	0	0	0	0
Pike	0	0	0	0	0	0	0	0	0	0	0	0	0	0
Portage	0	0	0	0	0	0	0	0	0	0	0	0	0	0
Preble	0	0	0	0	0	0	0	0	0	0	0	0	0	0
Putnam	0	0	0	0	0	0	0	0	0	0	0	0	0	0
Richland	0	0	1	0	0	0	0	0	0	0	0	0	0	1
Ross	0	0	1	0	0	0	0	0	0	0	0	0	0	1
Sandusky	0	0	0	0	0	0	0	0	0	0	0	0	0	0
Scioto	0	0	0	0	0	0	0	0	0	0	0	0	0	0
Seneca	0	0	0	0	0	0	0	0	0	0	0	0	0	0
Shelby	0	0	0	0	0	0	0	0	0	0	0	0	1	1
Stark	0	0	1	0	0	0	0	0	0	0	0	0	1	2
Summit	0	0	1	0	0	0	0	0	0	0	0	0	0	1
Trumbull	0	0	1	0	0	0	0	0	0	0	0	0	0	1
Tuscarawas	0	0	0	0	0	0	0	0	0	0	0	0	0	0
Union	0	0	0	0	0	0	0	0	0	0	0	0	1	1
Van Wert	0	0	0	0	0	0	0	0	0	0	0	0	0	0
Vinton	0	0	0	0	0	0	0	0	0	0	0	0	0	0
Warren	0	0	0	0	0	0	0	0	0	0	0	0	0	0
Washington	0	0	0	0	0	0	0	0	0	0	0	0	0	0
Wayne	0	0	0	0	0	0	0	0	0	0	0	0	0	0
Williams	0	0	0	0	0	0	0	0	0	0	0	0	0	0
Wood	0	0	0	0	0	0	0	1	0	0	0	0	0	1
Wyandot	0	0	0	0	0	0	0	0	0	0	0	0	0	0
Statewide	3	0	23	19	4	2	0	1	0	6	0	2	20	80

Courts of Common Pleas – General Division
Other Civil Overall Caseloads
2005

County	Cases Pending January 1	New Filings	Reactivations and Transfers	Total Cases	Total Terminations	Clearance Rate	Cases Pending December 31	Cases Pending Beyond Time Guidelines
Adams	38	131	11	180	136	96%	44	0
Allen	152	351	19	522	351	95%	171	11
Ashland	40	137	3	180	127	91%	53	0
Ashtabula	194	498	9	701	416	82%	285	9
Athens	137	289	8	434	306	103%	128	1
Auglaize	17	108	2	127	90	82%	37	0
Belmont	171	177	21	369	198	100%	171	37
Brown	221	156	17	394	232	134%	162	51
Butler	920	1,825	83	2,828	2,099	110%	729	36
Carroll	33	68	0	101	67	99%	34	0
Champaign	88	64	19	171	96	116%	75	32
Clark	320	286	5	611	291	100%	320	84
Clermont	601	985	22	1,608	917	91%	691	180
Clinton	101	101	3	205	132	127%	73	5
Columbiana	183	553	12	748	565	100%	183	1
Coshocton	72	432	9	513	438	99%	75	2
Crawford	106	204	9	319	241	113%	78	2
Cuyahoga	4,509	9,624	1,296	15,429	10,474	96%	4,955	118
Darke	61	141	4	206	134	92%	72	0
Defiance	67	140	1	208	105	74%	103	6
Delaware	212	378	32	622	428	104%	194	86
Erie	407	405	804	1,616	859	71%	757	0
Fairfield	267	346	18	631	381	105%	250	13
Fayette	82	110	5	197	116	101%	81	5
Franklin	2,704	4,614	818	8,136	5,368	99%	2,768	96
Fulton	78	131	6	215	148	108%	67	3
Gallia	73	157	0	230	171	109%	59	0
Geauga	202	296	26	524	320	99%	204	1
Greene	190	247	14	451	286	110%	165	2
Guernsey	84	206	17	307	238	107%	69	0
Hamilton	3,166	4,399	323	7,888	4,935	105%	2,953	101
Hancock	181	334	13	528	363	105%	165	16
Hardin	73	103	1	177	135	130%	42	2
Harrison	33	47	2	82	47	96%	35	6
Henry	87	57	0	144	95	167%	49	0
Highland	132	163	0	295	172	106%	123	15
Hocking	80	100	0	180	91	91%	89	2
Holmes	44	95	0	139	99	104%	40	0
Huron	70	124	26	220	149	99%	71	0
Jackson	81	141	0	222	142	101%	80	2
Jefferson	147	186	2	335	209	111%	126	9
Knox	103	203	8	314	208	99%	106	7
Lake	461	1,237	81	1,779	1,247	95%	532	4
Lawrence	130	235	16	381	188	75%	193	21
Licking	265	535	28	828	579	103%	249	9

Courts of Common Pleas – General Division
Other Civil Overall Caseloads
2005

County	Cases Pending January 1	New Filings	Reactivations and Transfers	Total Cases	Total Terminations	Clearance Rate	Cases Pending December 31	Cases Pending Beyond Time Guidelines
Logan	65	146	2	213	166	112%	47	0
Lorain	758	1,758	38	2,554	1,659	92%	895	36
Lucas	1,132	2,128	118	3,378	2,159	96%	1,219	28
Madison	81	84	13	178	119	123%	59	0
Mahoning	1,140	2,100	125	3,365	2,013	90%	1,352	99
Marion	153	370	63	586	429	99%	157	6
Medina	442	754	117	1,313	876	101%	437	0
Meigs	27	51	8	86	52	88%	34	0
Mercer	40	69	9	118	78	100%	40	4
Miami	140	243	13	396	299	117%	97	0
Monroe	23	49	1	73	56	112%	17	0
Montgomery	853	2,213	138	3,204	2,230	95%	974	20
Morgan	65	81	11	157	103	112%	54	0
Morrow	137	92	6	235	128	131%	107	26
Muskingum	242	195	8	445	266	131%	179	20
Noble	32	40	8	80	48	100%	32	5
Ottawa	166	231	2	399	203	87%	196	2
Paulding	38	108	6	152	114	100%	38	1
Perry	38	124	0	162	111	90%	51	0
Pickaway	120	330	12	462	297	87%	165	0
Pike	107	101	8	216	130	119%	86	17
Portage	403	575	10	988	567	97%	421	26
Preble	117	222	0	339	254	114%	85	3
Putnam	40	58	2	100	55	92%	45	5
Richland	249	466	26	741	484	98%	257	6
Ross	186	199	6	391	212	103%	179	42
Sandusky	103	132	8	243	137	98%	106	13
Scioto	198	668	20	886	542	79%	344	0
Seneca	44	203	0	247	196	97%	51	1
Shelby	30	93	4	127	91	94%	36	1
Stark	352	1,143	123	1,618	1,270	100%	348	2
Summit	1,407	2,291	191	3,889	2,773	112%	1,116	23
Trumbull	885	1,048	29	1,962	1,074	100%	888	98
Tuscarawas	166	266	20	452	319	112%	133	0
Union	47	204	7	258	205	97%	53	0
Van Wert	71	255	17	343	241	89%	102	0
Vinton	32	41	1	74	50	119%	24	0
Warren	376	620	39	1,035	648	98%	387	28
Washington	98	177	1	276	182	102%	94	5
Wayne	164	277	4	445	308	110%	137	2
Williams	50	81	6	137	90	103%	47	1
Wood	129	273	10	412	279	99%	133	1
Wyandot	30	102	8	140	91	83%	49	1
Statewide	28,359	51,780	5,031	85,170	55,993	99%	29,177	1,497

Courts of Common Pleas – General Division

Other Civil Terminations

2005

County	Jury Trial	Court Trial	Settled or Dismissed Pre Trial	Dismissal	For Want of Prosecution	Magistrate	Diversion or Arbitration	Default	Unavailability of Party	Transferred Out	Private Judge Referral	Bankruptcy Stay/Interlocutory Appeal	Other Terminations	Total Terminations
Adams	2	1	5	37	5	21	0	29	0	6	0	2	28	136
Allen	0	25	60	72	20	0	6	63	0	6	0	23	76	351
Ashland	1	14	3	33	0	16	0	42	0	1	1	9	7	127
Ashtabula	1	3	94	86	0	0	0	171	1	3	0	26	31	416
Athens	1	22	26	76	0	1	3	67	1	10	1	8	90	306
Auglaize	0	11	10	14	3	0	0	17	0	3	0	2	30	90
Belmont	0	0	3	70	0	0	0	49	0	8	0	13	55	198
Brown	1	1	14	66	32	0	0	75	0	0	0	6	37	232
Butler	7	12	203	203	16	0	11	578	0	328	1	41	699	2,099
Carroll	0	1	35	1	0	0	1	20	0	1	0	4	4	67
Champaign	1	3	39	10	0	0	15	17	0	2	0	4	5	96
Clark	1	3	48	56	5	0	0	108	0	6	0	7	57	291
Clermont	7	13	211	157	32	281	9	9	2	13	0	35	148	917
Clinton	0	1	45	3	1	0	0	0	0	3	0	6	73	132
Columbiana	3	10	67	141	76	45	2	132	0	23	0	20	46	565
Coshocton	1	0	0	55	2	0	0	126	0	1	0	9	244	438
Crawford	5	3	45	32	4	86	1	45	0	4	0	8	8	241
Cuyahoga	31	51	26	4,266	0	15	56	3,129	0	1,336	0	317	1,247	10,474
Darke	1	8	22	19	0	0	0	57	0	2	0	7	18	134
Defiance	2	18	19	27	3	0	0	33	0	1	0	0	2	105
Delaware	5	4	101	93	10	20	8	97	0	11	0	36	43	428
Erie	0	1	72	127	89	1	11	76	0	128	0	16	338	859
Fairfield	9	6	80	65	6	7	3	109	0	18	0	27	51	381
Fayette	0	7	5	38	4	12	1	28	0	0	0	6	15	116
Franklin	13	31	661	1,220	168	385	71	1,233	0	339	2	396	849	5,368
Fulton	2	10	55	8	5	0	0	45	0	7	0	2	14	148
Gallia	1	16	33	25	9	1	0	57	0	11	0	4	14	171
Geauga	2	4	73	70	17	14	4	59	4	7	0	13	53	320
Greene	3	1	15	80	5	37	3	80	0	12	0	17	33	286
Guernsey	0	7	30	63	8	8	0	28	2	1	33	9	49	238
Hamilton	21	27	1,779	188	306	911	33	424	0	170	3	68	1,005	4,935
Hancock	1	30	75	52	51	0	11	78	1	32	0	8	24	363
Hardin	2	1	7	23	2	3	2	33	2	2	0	5	53	135
Harrison	0	9	9	7	0	0	0	13	0	1	0	3	5	47
Henry	0	2	9	50	0	0	0	3	0	0	0	0	31	95
Highland	3	26	40	43	0	0	0	51	0	3	0	4	2	172
Hocking	2	7	42	38	0	0	0	0	0	0	0	1	1	91
Holmes	1	8	28	6	0	0	1	37	0	1	0	5	12	99
Huron	2	3	34	23	9	0	1	41	0	8	0	6	22	149
Jackson	1	3	1	31	0	0	1	101	0	0	0	2	2	142
Jefferson	2	3	44	53	7	0	0	71	0	3	1	10	15	209
Knox	0	2	23	48	0	3	0	0	0	3	0	5	124	208
Lake	11	72	204	308	18	33	12	341	0	70	0	70	108	1,247
Lawrence	0	1	18	49	1	1	0	78	0	14	0	5	21	188
Licking	2	1	48	166	17	61	0	125	0	20	0	28	111	579
Logan	1	8	35	24	1	28	0	42	0	2	0	16	9	166

Courts of Common Pleas – General Division

Other Civil Terminations

2005

County	Jury Trial	Court Trial	Settled or Dismissed Pre Trial	Dismissal	For Want of Prosecution	Magistrate	Diversion or Arbitration	Default	Unavailability of Party	Transferred Out	Private Judge Referral	Bankruptcy Stay/Interlocutory Appeal	Other Terminations	Total Terminations
Lorain	4	25	299	349	0	0	11	644	0	60	0	92	175	1,659
Lucas	16	12	358	509	42	23	9	486	0	79	1	62	562	2,159
Madison	3	12	10	34	0	0	0	0	0	2	0	5	53	119
Mahoning	4	2	264	560	0	438	7	487	0	60	0	72	119	2,013
Marion	2	130	70	36	26	0	0	59	0	39	0	9	58	429
Medina	16	20	520	27	21	46	1	120	0	22	0	35	48	876
Meigs	1	3	16	0	0	0	0	23	0	3	0	5	1	52
Mercer	0	0	25	2	10	0	0	24	0	6	0	4	7	78
Miami	3	6	32	67	11	0	0	69	0	27	0	15	69	299
Monroe	0	4	1	17	0	0	0	23	0	0	0	0	11	56
Montgomery	2	0	77	723	319	103	28	814	0	56	0	56	52	2,230
Morgan	0	20	2	46	2	0	0	5	0	0	0	3	25	103
Morrow	1	0	7	32	8	0	2	30	0	0	0	2	46	128
Muskingum	2	2	58	43	2	0	2	114	0	8	0	11	24	266
Noble	0	5	1	23	1	0	0	5	0	1	0	2	10	48
Ottawa	0	1	38	23	5	14	1	52	1	0	10	4	54	203
Paulding	3	0	2	32	0	0	0	60	0	3	0	6	8	114
Perry	0	1	40	0	0	0	0	41	0	12	0	5	12	111
Pickaway	2	28	17	84	0	2	0	138	0	3	2	19	2	297
Pike	0	3	14	38	0	0	0	57	0	1	0	9	8	130
Portage	5	4	133	122	10	13	8	174	0	25	1	17	55	567
Preble	2	2	5	94	0	0	0	123	0	3	0	17	8	254
Putnam	0	14	0	22	0	7	0	0	0	5	0	2	5	55
Richland	3	1	161	25	24	59	6	106	0	13	0	26	60	484
Ross	0	8	18	58	10	13	0	50	0	7	1	11	36	212
Sandusky	0	0	11	45	0	0	3	20	0	4	0	3	51	137
Scioto	6	9	36	106	3	0	2	250	0	19	0	20	91	542
Seneca	1	1	45	10	0	75	1	35	0	3	0	7	18	196
Shelby	0	6	11	15	11	0	0	38	1	0	0	2	7	91
Stark	14	19	313	75	64	2	76	404	1	81	0	57	164	1,270
Summit	26	10	648	495	78	91	69	630	0	186	0	157	383	2,773
Trumbull	8	82	479	42	14	4	8	242	0	50	0	68	77	1,074
Tuscarawas	3	9	75	15	62	0	5	73	0	12	0	15	50	319
Union	2	20	31	20	0	0	1	73	0	4	0	12	42	205
Van Wert	0	2	81	5	0	0	1	92	0	16	0	14	30	241
Vinton	0	8	12	5	0	0	0	23	2	0	0	0	0	50
Warren	5	15	125	156	0	0	0	189	0	5	0	29	124	648
Washington	3	10	53	22	3	0	0	41	0	5	1	14	30	182
Wayne	4	4	62	32	21	0	0	90	0	7	0	18	70	308
Williams	0	0	28	12	0	0	0	34	0	2	0	1	13	90
Wood	2	6	73	49	7	0	15	61	0	8	0	11	47	279
Wyandot	2	10	4	28	0	20	0	14	0	2	0	1	10	91
Statewide	294	1,004	8,751	12,420	1,686	2,900	522	14,030	18	3,459	58	2,227	8,624	55,993

Courts of Common Pleas – General Division
Criminal Overall Caseloads
2005

County	Cases Pending January 1	New Filings	Reactivations and Transfers	Total Cases	Total Terminations	Clearance Rate	Cases Pending December 31	Cases Pending Beyond Time Guidelines
Adams	34	106	15	155	105	87%	50	5
Allen	104	541	15	660	483	87%	177	21
Ashland	45	128	4	177	139	105%	38	4
Ashtabula	194	338	58	590	396	100%	194	32
Athens	159	356	11	526	343	93%	183	49
Auglaize	38	161	17	216	180	101%	36	0
Belmont	111	308	27	446	322	96%	124	42
Brown	244	274	60	578	304	91%	274	127
Butler	893	2,374	1,017	4,284	3,355	99%	929	112
Carroll	19	150	1	170	152	101%	18	0
Champaign	75	276	17	368	287	98%	81	6
Clark	277	1,210	122	1,609	1,227	92%	382	23
Clermont	427	1,068	149	1,644	1,208	99%	436	114
Clinton	158	384	8	550	335	85%	215	39
Columbiana	164	299	36	499	307	92%	192	53
Coshocton	74	128	6	208	152	113%	56	4
Crawford	46	179	6	231	143	77%	88	18
Cuyahoga	4,540	16,117	2,787	23,444	18,311	97%	5,133	581
Darke	88	204	0	292	188	92%	104	0
Defiance	164	303	1	468	311	102%	157	0
Delaware	232	623	90	945	702	98%	243	114
Erie	147	535	2,270	2,952	1,165	42%	1,787	0
Fairfield	160	460	68	688	583	110%	105	21
Fayette	183	264	27	474	394	135%	80	10
Franklin	3,290	8,180	3,251	14,721	11,319	99%	3,402	453
Fulton	87	172	2	261	156	90%	105	0
Gallia	64	234	0	298	208	89%	90	1
Geauga	33	155	22	210	164	93%	46	1
Greene	340	930	45	1,315	973	100%	342	35
Guernsey	66	147	21	234	190	113%	44	0
Hamilton	2,331	8,273	1,900	12,504	10,395	102%	2,109	179
Hancock	139	288	23	450	332	107%	118	17
Hardin	61	127	50	238	175	99%	63	12
Harrison	39	79	3	121	95	116%	26	4
Henry	96	64	0	160	116	181%	44	0
Highland	174	317	0	491	316	100%	175	62
Hocking	93	223	84	400	272	89%	128	0
Holmes	33	251	0	284	253	101%	31	0
Huron	87	211	9	307	228	104%	79	5
Jackson	123	164	0	287	185	113%	102	27
Jefferson	54	130	7	191	165	120%	26	7
Knox	42	159	2	203	160	99%	43	6
Lake	163	661	70	894	709	97%	185	5
Lawrence	33	264	192	489	437	96%	52	16
Licking	258	643	60	961	697	99%	264	29

Courts of Common Pleas – General Division
Criminal Overall Caseloads
2005

County	Cases Pending January 1	New Filings	Reactivations and Transfers	Total Cases	Total Terminations	Clearance Rate	Cases Pending December 31	Cases Pending Beyond Time Guidelines
Logan	71	184	35	290	224	102%	66	1
Lorain	1,335	2,278	366	3,979	2,554	97%	1,425	370
Lucas	741	2,465	302	3,508	2,841	103%	667	40
Madison	24	109	15	148	128	103%	20	0
Mahoning	732	859	505	2,096	1,336	98%	760	340
Marion	166	536	93	795	683	109%	112	3
Medina	202	649	45	896	630	91%	266	0
Meigs	14	49	1	64	58	116%	6	1
Mercer	39	134	4	177	140	101%	37	2
Miami	92	379	14	485	390	99%	95	2
Monroe	29	40	3	72	51	119%	21	2
Montgomery	975	4,385	976	6,336	5,347	100%	989	93
Morgan	37	49	26	112	84	112%	28	0
Morrow	258	192	117	567	362	117%	205	95
Muskingum	148	395	13	556	443	109%	113	14
Noble	50	81	44	175	107	86%	68	32
Ottawa	71	156	0	227	148	95%	79	5
Paulding	30	52	126	208	182	102%	26	1
Perry	21	84	0	105	76	90%	29	0
Pickaway	60	240	17	317	279	109%	38	1
Pike	170	146	10	326	195	125%	131	60
Portage	180	628	30	838	611	93%	227	32
Preble	102	233	0	335	263	113%	72	1
Putnam	28	2	116	146	88	75%	58	10
Richland	376	862	294	1,532	1,177	102%	355	23
Ross	219	428	52	699	493	103%	206	58
Sandusky	136	339	49	524	327	84%	197	45
Scioto	200	921	178	1,299	957	87%	342	12
Seneca	89	261	19	369	266	95%	103	8
Shelby	101	311	15	427	317	97%	110	0
Stark	181	1,442	69	1,692	1,523	101%	169	0
Summit	977	5,169	607	6,753	5,612	97%	1,141	71
Trumbull	218	693	26	937	691	96%	246	70
Tuscarawas	126	361	50	537	415	101%	122	11
Union	12	178	46	236	200	89%	36	0
Van Wert	101	165	206	472	409	110%	63	0
Vinton	81	110	58	249	157	93%	92	0
Warren	273	921	115	1,309	967	93%	342	5
Washington	115	760	0	875	725	95%	150	8
Wayne	203	527	47	777	543	95%	234	22
Williams	48	148	2	198	163	109%	35	0
Wood	222	574	70	866	674	105%	192	33
Wyandot	46	89	41	176	108	83%	68	17
Statewide	25,481	77,042	17,355	119,878	91,581	97%	28,297	3,722

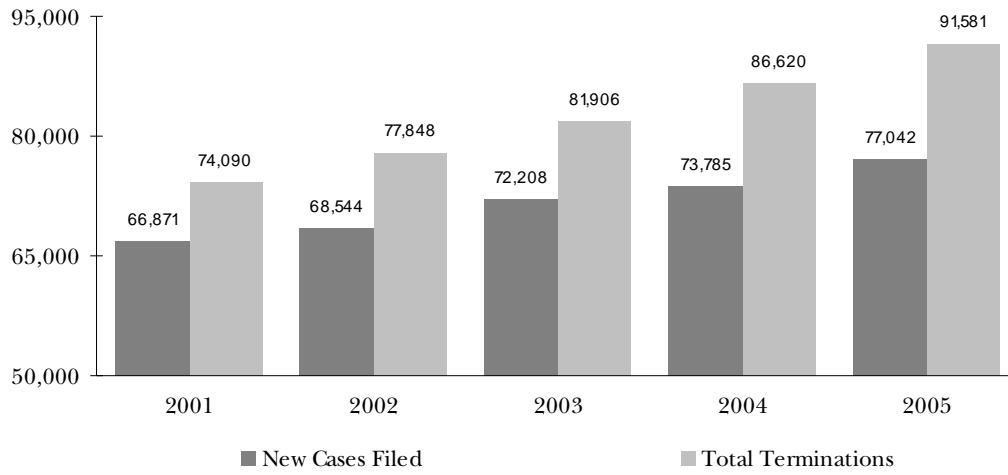
Courts of Common Pleas – General Division
Criminal Terminations
2005

County	Jury Trial	Court Trial	Settled or Dismissed Pre Trial	Dismissal	Dismissal for Lack of Speedy Trial	Diversion or Arbitration	Guilty or No Contest Plea to Original Charge	Guilty or No Contest Plea to Reduced Charge	Unavailability of Party	Transferred Out	Bankruptcy Stay/Interlocutory Appeal	Other Terminations	Total Terminations
Adams	5	0	0	9	0	0	57	16	15	3	0	0	105
Allen	7	0	0	24	0	13	170	259	7	1	0	2	483
Ashland	4	0	0	8	0	0	12	92	7	9	0	7	139
Ashtabula	15	0	0	38	0	2	86	195	52	5	0	3	396
Athens	4	4	1	37	0	38	202	15	15	15	0	12	343
Auglaize	2	2	0	1	0	6	48	94	9	10	0	8	180
Belmont	4	0	0	59	0	0	144	54	11	46	0	4	322
Brown	8	2	0	24	0	3	144	64	25	0	0	34	304
Butler	56	11	1	25	0	3	533	966	693	774	0	293	3,355
Carroll	2	0	9	0	0	0	109	29	0	2	0	1	152
Champaign	1	0	1	60	0	0	61	130	31	0	3	0	287
Clark	38	0	0	197	0	0	171	692	112	7	1	9	1,227
Clermont	20	6	37	66	1	67	616	190	129	48	2	26	1,208
Clinton	3	10	32	10	0	7	216	39	13	1	2	2	335
Columbiana	10	11	0	9	1	1	146	73	38	17	0	1	307
Coshocton	5	3	0	18	0	0	76	40	10	0	0	0	152
Crawford	2	0	0	16	0	40	62	17	4	2	0	0	143
Cuyahoga	418	433	1	1,286	0	966	9,029	3,495	1,683	718	0	282	18,311
Darke	4	2	0	12	0	0	99	64	7	0	0	0	188
Defiance	6	0	3	50	0	0	220	26	0	0	0	6	311
Delaware	11	3	165	109	0	52	5	273	68	8	0	8	702
Erie	10	0	1	33	0	16	98	317	45	175	0	470	1,165
Fairfield	3	0	15	30	0	23	294	55	153	6	0	4	583
Fayette	20	1	0	34	0	7	224	73	30	0	0	5	394
Franklin	151	29	481	20	2	90	1,551	5,728	1,052	2,057	4	154	11,319
Fulton	4	0	5	8	0	0	54	83	0	0	0	2	156
Gallia	1	0	0	75	0	0	72	33	25	0	0	2	208
Geauga	1	0	2	8	0	0	56	64	24	2	0	7	164
Greene	15	0	12	17	0	34	573	267	40	6	4	5	973
Guernsey	5	0	0	4	0	0	106	25	17	3	1	29	190
Hamilton	148	166	0	403	0	208	1,943	3,396	1,036	2,914	0	181	10,395
Hancock	2	0	3	0	0	34	204	47	21	17	0	4	332
Hardin	1	0	0	13	0	2	52	70	13	0	0	24	175
Harrison	1	0	0	12	1	8	50	16	4	1	1	1	95
Henry	3	2	0	14	0	7	50	36	3	0	0	1	116
Highland	2	0	0	76	0	0	141	47	29	0	0	21	316
Hocking	2	0	4	30	0	0	79	143	14	0	0	0	272
Holmes	4	43	1	18	0	0	78	17	55	0	0	37	253
Huron	2	2	0	11	0	9	61	134	6	1	0	2	228
Jackson	5	0	0	52	0	0	103	0	24	0	0	1	185
Jefferson	11	1	1	9	0	0	100	32	4	2	0	5	165
Knox	5	2	0	17	0	0	100	3	0	0	0	33	160
Lake	42	2	2	23	0	9	315	212	73	21	0	10	709
Lawrence	4	0	0	26	0	1	186	30	138	52	0	0	437
Licking	25	6	47	38	1	25	503	3	40	4	0	5	697
Logan	2	2	1	14	0	29	64	85	11	2	0	14	224

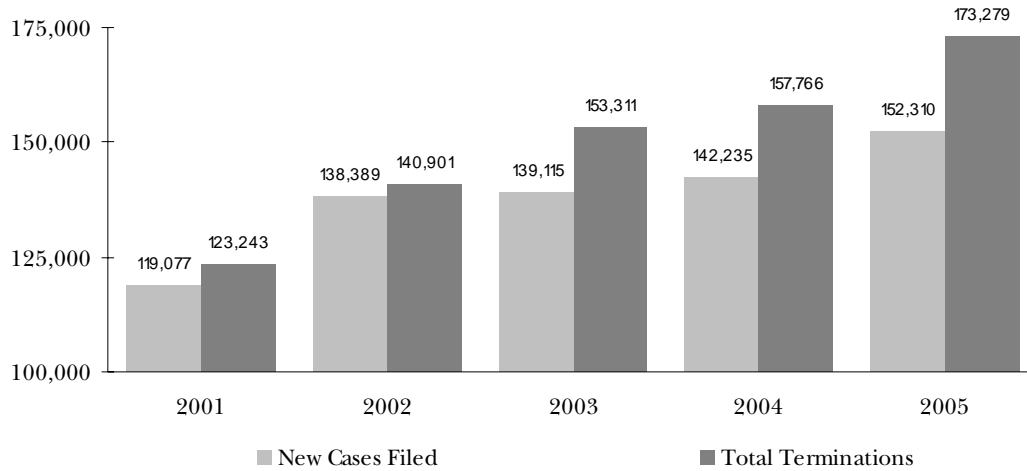
Courts of Common Pleas – General Division
Criminal Terminations
2005

County	Jury Trial	Court Trial	Settled or Dismissed Pre Trial	Dismissal	Dismissal for Lack of Speedy Trial	Diversion or Arbitration	Guilty or No Contest Plea to Original Charge	Guilty or No Contest Plea to Reduced Charge	Unavailability of Party	Transferred Out	Bankruptcy Stay/Interlocutory Appeal	Other Terminations	Total Terminations
Lorain	29	22	0	83	0	13	1,581	187	437	101	0	101	2,554
Lucas	63	14	43	333	0	21	713	1,359	225	21	0	49	2,841
Madison	6	0	1	13	0	0	78	20	8	0	0	2	128
Mahoning	10	2	1	74	0	60	712	67	226	144	8	32	1,336
Marion	13	4	3	6	2	17	219	324	67	22	1	5	683
Medina	24	1	0	20	0	18	381	122	23	9	0	32	630
Meigs	0	0	0	0	16	0	10	25	6	0	0	1	58
Mercer	1	0	1	0	8	12	41	73	3	0	1	0	140
Miami	8	6	0	20	0	7	320	10	18	1	0	0	390
Monroe	4	0	0	8	0	0	14	25	0	0	0	0	51
Montgomery	79	14	2	229	0	923	3,434	44	542	63	16	1	5,347
Morgan	1	15	0	12	0	0	43	2	4	0	1	6	84
Morrow	3	1	7	16	5	5	61	120	61	2	0	81	362
Muskingum	3	1	3	10	0	0	410	2	8	3	1	2	443
Noble	2	13	3	11	0	0	26	20	0	0	0	32	107
Ottawa	5	0	0	56	8	3	21	52	3	0	0	0	148
Paulding	4	2	0	19	0	0	83	4	10	1	0	59	182
Perry	4	0	10	0	0	0	57	1	2	0	1	1	76
Pickaway	2	0	0	40	0	0	189	22	7	1	0	18	279
Pike	3	0	0	62	0	0	91	12	24	0	0	3	195
Portage	13	2	1	46	0	0	253	233	28	27	0	8	611
Preble	2	0	0	17	0	23	77	116	24	1	0	3	263
Putnam	1	0	0	7	0	0	30	45	0	2	0	3	88
Richland	27	1	88	9	16	58	513	221	169	34	0	41	1,177
Ross	19	3	1	47	15	19	272	37	55	16	1	8	493
Sandusky	1	0	0	58	0	46	136	52	8	20	0	6	327
Scioto	11	1	2	127	0	13	182	251	219	54	0	97	957
Seneca	16	0	0	15	0	7	188	19	14	6	0	1	266
Shelby	3	0	0	24	0	0	97	175	15	1	0	2	317
Stark	95	10	9	8	5	6	1,154	70	148	10	1	7	1,523
Summit	176	34	3	318	0	42	1,649	2,689	621	72	0	8	5,612
Trumbull	18	1	0	13	4	0	244	322	44	15	1	29	691
Tuscarawas	4	0	0	48	2	75	125	100	51	6	2	2	415
Union	13	2	0	12	0	1	114	2	9	4	0	43	200
Van Wert	5	2	10	13	1	8	139	26	32	0	0	173	409
Vinton	1	0	15	5	0	4	48	23	28	0	0	33	157
Warren	23	9	0	19	0	0	231	476	153	4	0	52	967
Washington	12	51	67	167	1	0	130	17	70	22	0	188	725
Wayne	7	8	13	21	5	3	339	42	55	36	0	14	543
Williams	3	0	0	19	0	0	107	34	0	0	0	0	163
Wood	24	1	0	58	0	32	322	131	85	4	0	17	674
Wyandot	0	0	0	7	0	8	62	18	5	0	0	8	108
Statewide	1,832	963	1,108	5,113	94	3,124	34,159	25,329	9,293	7,631	52	2,883	91,581

Courts of Common Pleas - General Division
Criminal Cases
 2001 - 2005



Court of Common Pleas - General Division
All Civil Cases
 2001 - 2005



Section F

Courts of Common Pleas *Domestic Relations Division*



© June 2004
Leslie K. Dellovade

Guernsey County Courthouse
Cambridge

Courts of Common Pleas – Domestic Relations Division
Composite Report for the Entire State
2005

	Marriage Terminations With Children	Marriage Terminations Without Children	Marriage Dissolutions With Children	Marriage Dissolutions Without Children	Change of Custody	Enforcement or Modification of Visitation	Enforcement or Modification of Support	Domestic Violence	U.I.F.S.A.	Parentage	All Others	Total
Cases Pending Beginning of Year	9,908	6,105	1,139	1,260	3,370	1,611	10,743	1,454	474	611	2,743	39,418
New Cases Filed	15,767	13,493	8,213	10,891	939	284	5,130	18,255	1,903	1,570	1,443	77,888
Transferred in, Reactivated or Redesignated Cases	1,308	715	160	153	7,240	3,341	35,581	804	47	86	11,119	60,554
Total Cases	26,983	20,313	9,512	12,304	11,549	5,236	51,454	20,513	2,424	2,267	15,305	177,860
Cases Terminated By:												
Judge: Default, Uncontested, Dissolution	6,802	6,988	4,948	6,929	951	191	2,701	1,144	294	198	696	31,842
Magistrate: Default, Uncontested, Dissolution	2,712	2,164	2,322	2,818	1,532	563	7,067	2,320	230	753	1,512	23,993
Trial by Judge	1,618	1,031	114	160	850	303	2,758	973	123	6	1,259	9,195
Trial by Magistrate	1,872	1,238	132	144	2,178	1,303	12,956	5,639	513	251	3,143	29,369
Voluntary Dismissal	2,068	1,396	292	306	712	360	3,862	4,746	367	180	1,155	15,444
Mediation/Conciliation	318	94	2	5	100	76	114	39	3	0	15	766
Bankruptcy Stay or Interlocutory Appeal	329	181	13	5	13	8	63	6	0	0	59	677
Transferred Out	521	300	58	88	93	36	312	196	22	25	76	1,727
Referred to Private Judge	52	67	209	216	0	2	1	2	0	0	2	551
Unavailability of Party for Trial	105	78	18	15	33	9	1,141	411	22	14	250	2,096
All Other Terminations	1,039	595	337	304	1,715	740	9,873	3,572	377	218	4,111	22,881
Total Terminations	17,436	14,132	8,445	10,990	8,177	3,591	40,848	19,048	1,951	1,645	12,278	138,541
Cases Pending End of Year	9,547	6,181	1,067	1,314	3,372	1,645	10,606	1,465	473	622	3,027	39,319
Time Guideline (Months)	18	12	3	3	9	9	12	1	3	12	6	
Cases Pending End of Year Beyond Time Guideline	451	470	34	26	507	211	483	496	120	21	468	3,287

Courts of Common Pleas – Domestic Relations Division

Overall Caseloads

2005

New Filings, Transfers,

County	Judges	----- Population -----		----- and Reactivations -----			----- Terminations -----			Clearance Rate
		Total	Per Judge	Total	Per Judge	Per 1,000 Population	Total	Per Judge	Per 1,000 Population	
The judges of the following counties have domestic relations division jurisdiction exclusively										
Allen	1	108,473	108,473	1,318	1,318	12	1,410	1,410	13	107%
Butler	2	332,807	166,404	7,026	3,513	21	7,100	3,550	21	101%
Clermont	1	177,977	177,977	3,544	3,544	20	3,496	3,496	20	99%
Cuyahoga	5	1,393,978	278,796	10,101	2,020	7	10,183	2,037	7	101%
Fairfield	1	122,759	122,759	3,776	3,776	31	3,689	3,689	30	98%
Greene	1	147,886	147,886	1,447	1,447	10	1,551	1,551	10	107%
Hamilton	3	845,303	281,768	9,216	3,072	11	9,370	3,123	11	102%
Lake	1	227,511	227,511	2,172	2,172	10	2,231	2,231	10	103%
Licking	2	145,491	72,746	3,961	1,981	27	4,047	2,024	28	102%
Lucas	2	455,054	227,527	4,668	2,334	10	4,610	2,305	10	99%
Mahoning	1	257,555	257,555	2,488	2,488	10	2,369	2,369	9	95%
Medina	1	151,095	151,095	3,054	3,054	20	3,086	3,086	20	101%
Montgomery	2	559,062	279,531	5,677	2,839	10	5,483	2,742	10	97%
Muskingum	1	84,585	84,585	3,203	3,203	38	3,140	3,140	37	98%
Portage	1	152,061	152,061	1,545	1,545	10	1,602	1,602	11	104%
Richland	1	128,852	128,852	2,665	2,665	21	2,765	2,765	21	104%
Scioto	1	79,195	79,195	1,235	1,235	16	1,264	1,264	16	102%
Summit	2	542,899	271,450	6,821	3,411	13	6,576	3,288	12	96%
Warren	1	158,383	158,383	2,475	2,475	16	2,565	2,565	16	104%
The judges of the following counties also have general division jurisdiction										
Ashland	1	52,523	52,523	471	471	9	456	456	9	97%
Ashtabula	3	102,728	34,243	1,026	342	10	1,036	345	10	101%
Athens	2	62,223	31,112	971	486	16	835	418	13	86%
Belmont	2	70,226	35,113	613	307	9	626	313	9	102%
Brown	1	42,285	42,285	827	827	20	795	795	19	96%
Carroll	1	28,836	28,836	260	260	9	263	263	9	101%
Champaign	1	38,890	38,890	777	777	20	786	786	20	101%
Clinton	1	40,543	40,543	633	633	16	644	644	16	102%
Columbiana	2	112,075	56,038	1,620	810	14	1,536	768	14	95%
Coshocton	1	36,655	36,655	712	712	19	719	719	20	101%
Crawford	1	46,966	46,966	540	540	11	550	550	12	102%
Darke	1	53,309	53,309	583	583	11	558	558	10	96%
Defiance	1	39,500	39,500	414	414	10	413	413	10	100%
Delaware	2	109,989	54,995	880	440	8	879	440	8	100%
Fayette	1	28,433	28,433	415	415	15	398	398	14	96%
Fulton	1	42,084	42,084	354	354	8	346	346	8	98%
Gallia	1	31,069	31,069	483	483	16	497	497	16	103%
Geauga	2	90,895	45,448	599	300	7	627	314	7	105%
Guernsey	1	40,792	40,792	602	602	15	613	613	15	102%
Hancock	2	71,295	35,648	905	453	13	931	466	13	103%
Hardin	1	31,945	31,945	500	500	16	510	510	16	102%
Harrison	1	15,856	15,856	238	238	15	206	206	13	87%
Highland	1	40,875	40,875	722	722	18	695	695	17	96%
Hocking	1	28,241	28,241	328	328	12	328	328	12	100%
Holmes	1	38,943	38,943	410	410	11	405	405	10	99%
Huron	1	59,487	59,487	887	887	15	924	924	16	104%
Jackson	1	32,641	32,641	335	335	10	344	344	11	103%
Jefferson	2	73,894	36,947	412	206	6	459	230	6	111%

Courts of Common Pleas – Domestic Relations Division

Overall Caseloads

2005

New Filings, Transfers,

and Reactivations

Terminations

County	Judges	Population		New Filings, Transfers, and Reactivations			Terminations			Clearance Rate
		Total	Per Judge	Total	Per Judge	Per 1,000 Population	Total	Per Judge	Per 1,000 Population	
Knox	1	54,500	54,500	635	635	12	648	648	12	102%
Lawrence	2	62,319	31,160	942	471	15	942	471	15	100%
Madison	1	40,213	40,213	320	320	8	338	338	8	106%
Meigs	1	23,072	23,072	420	420	18	416	416	18	99%
Mercer	1	40,924	40,924	423	423	10	422	422	10	100%
Miami	2	98,868	49,434	1,322	661	13	1,319	660	13	100%
Monroe	1	15,180	15,180	156	156	10	147	147	10	94%
Ottawa	1	40,985	40,985	296	296	7	319	319	8	108%
Paulding	1	20,293	20,293	284	284	14	290	290	14	102%
Perry	1	34,078	34,078	296	296	9	324	324	10	109%
Pickaway	1	52,727	52,727	649	649	12	643	643	12	99%
Pike	1	27,695	27,695	351	351	13	357	357	13	102%
Preble	1	42,337	42,337	478	478	11	483	483	11	101%
Putnam	1	34,726	34,726	240	240	7	253	253	7	105%
Ross	2	73,345	36,673	712	356	10	759	380	10	107%
Sandusky	2	61,792	30,896	724	362	12	694	347	11	96%
Seneca	2	58,683	29,342	713	357	12	725	363	12	102%
Shelby	1	47,910	47,910	495	495	10	499	499	10	101%
Tuscarawas	2	90,914	45,457	1,264	632	14	1,188	594	13	94%
Union	1	40,909	40,909	401	401	10	423	423	10	105%
Van Wert	1	29,659	29,659	468	468	16	488	488	16	104%
Vinton	1	12,806	12,806	331	331	26	320	320	25	97%
Washington	2	63,251	31,626	1,232	616	19	1,250	625	20	101%
Wayne	2	111,564	55,782	1,012	506	9	951	476	9	94%
Williams	1	39,188	39,188	397	397	10	377	377	10	95%
Wood	3	121,065	40,355	1,200	400	10	1,172	391	10	98%
The judges of the following counties also have juvenile division jurisdiction										
Clark	1	144,742	144,742	2,403	2,403	17	2,393	2,393	17	100%
Franklin	5	1,068,978	213,796	9,005	1,801	8	8,970	1,794	8	100%
Henry	1	29,210	29,210	231	231	8	203	203	7	88%
Lorain	3	284,664	94,888	2,324	775	8	2,415	805	8	104%
Stark	3	378,098	126,033	7,715	2,572	20	7,781	2,594	21	101%
Trumbull	2	225,116	112,558	2,216	1,108	10	2,216	1,108	10	100%
The judges of the following counties also have probate and juvenile division jurisdiction										
Auglaize	1	46,611	46,611	495	495	11	513	513	11	104%
Logan	2	46,005	23,003	1,027	514	22	961	481	21	94%
Marion	2	66,217	33,109	986	493	15	945	473	14	96%
The judges of the following counties also have general, probate and juvenile division jurisdiction										
Adams	1	27,330	27,330	457	457	17	514	514	19	112%
Morgan	1	14,897	14,897	219	219	15	217	217	15	99%
Morrow	1	31,628	31,628	341	341	11	440	440	14	129%
Noble	1	14,058	14,058	153	153	11	167	167	12	109%
Wyandot	1	22,908	22,908	273	273	12	290	290	13	106%
The judges of the following county have split jurisdiction: 1 judge has domestic relations and juvenile division jurisdiction only; 2 judges have general, domestic relations and probate division jurisdiction										
Erie	3	79,551	26,517	927	309	12	853	284	11	92%
Statewide	131	11,353,140	86,665	138,442	1,057	12	138,541	1,058	12	100%

All population figures based on 2000 U.S. Census

Courts of Common Pleas – Domestic Relations Division
Overall Terminations
2005

County	Uncontested Judge	Uncontested Magistrate	Trial by Judge	Trial by Magistrate	Voluntary Dismissal	Mediation/ Conciliation	Bankruptcy Stay/ Interlocutory Appeal	Transferred Out	Private Judge	Unavailability of Party	Other Terminations	Total Terminations
The judges of the following counties have domestic relations division jurisdiction exclusively												
Allen	329	474	54	152	226	0	6	2	0	1	166	1,410
Butler	1,229	799	605	1,342	735	1	24	36	0	344	1,985	7,100
Clermont	105	231	170	2,436	305	104	6	0	0	114	25	3,496
Cuyahoga	3,840	1,382	243	2,626	1,400	0	55	533	0	0	104	10,183
Fairfield	1,021	757	92	111	270	1	22	0	0	54	1,361	3,689
Greene	240	511	115	382	265	5	10	2	0	16	5	1,551
Hamilton	1,971	13	2,708	2,974	1,668	36	0	0	0	0	0	9,370
Lake	341	0	53	972	240	103	40	23	0	0	459	2,231
Licking	346	490	241	1,557	573	65	16	546	7	0	206	4,047
Lucas	1,404	1,018	100	703	568	24	12	4	0	0	777	4,610
Mahoning	716	1,287	7	0	62	1	0	21	1	5	269	2,369
Medina	384	1,218	216	662	213	67	47	65	0	117	97	3,086
Montgomery	1,387	931	659	1,067	696	52	78	21	0	23	569	5,483
Muskingum	1,380	547	55	499	540	0	9	0	0	75	35	3,140
Portage	299	219	87	446	88	0	0	0	0	5	458	1,602
Richland	711	1,068	117	116	330	0	12	1	0	103	307	2,765
Scioto	314	502	21	67	239	23	15	0	1	10	72	1,264
Summit	1,410	609	55	2,289	201	0	0	19	0	44	1,949	6,576
Warren	464	71	99	1,156	220	9	21	2	0	119	404	2,565
The judges of the following counties also have general division jurisdiction												
Ashland	87	154	22	122	58	1	0	0	0	2	10	456
Ashtabula	170	488	21	23	137	6	4	6	0	7	174	1,036
Athens	6	106	28	442	108	0	3	11	0	3	128	835
Belmont	17	457	2	4	77	0	0	2	0	27	40	626
Brown	1	372	0	122	253	0	2	15	0	11	19	795
Carroll	205	0	18	0	35	0	0	1	0	0	4	263
Champaign	284	167	17	254	22	9	3	0	0	19	11	786
Clinton	0	96	9	277	224	0	1	3	0	14	20	644
Columbiana	55	456	12	355	204	88	5	12	0	53	296	1,536
Coshocton	65	77	29	36	81	0	5	1	0	5	420	719
Crawford	0	206	55	169	34	20	5	1	0	14	46	550
Darke	45	179	18	171	127	0	1	1	0	7	9	558
Defiance	124	53	4	180	47	0	0	1	0	0	4	413
Delaware	87	431	2	131	153	4	9	21	0	1	40	879
Fayette	29	81	24	194	39	0	0	0	1	8	22	398
Fulton	56	74	69	58	46	0	0	1	0	0	42	346
Gallia	114	36	13	169	99	0	3	0	1	0	62	497
Geauga	40	256	12	139	84	0	11	9	0	11	65	627
Guernsey	61	7	9	429	44	9	0	2	0	35	17	613
Hancock	6	572	24	102	178	1	2	2	0	4	40	931
Hardin	1	109	0	18	95	3	5	1	0	27	251	510
Harrison	138	1	38	1	15	5	0	0	0	3	5	206
Highland	0	122	0	384	167	0	0	1	0	12	9	695
Hocking	90	0	54	118	58	0	0	1	0	0	7	328
Holmes	23	174	29	84	48	0	1	1	0	2	43	405
Huron	90	13	12	332	78	2	12	3	0	25	357	924
Jackson	0	237	1	22	61	0	1	0	3	7	12	344

Courts of Common Pleas – Domestic Relations Division
Overall Terminations
2005

County	Uncontested Judge	Uncontested Magistrate	Trial by Judge	Trial by Magistrate	Voluntary Dismissal	Mediation/ Conciliation	Bankruptcy Stay/ Interlocutory Appeal	Transferred Out	Private Judge	Unavailability of Party	Other Terminations	Total Terminations
Jefferson	254	32	15	36	30	0	0	5	0	0	87	459
Knox	1	235	0	7	35	7	2	0	0	0	361	648
Lawrence	419	203	9	11	81	0	0	19	0	0	200	942
Madison	76	20	11	133	71	0	0	0	0	1	26	338
Meigs	59	0	260	1	83	0	0	3	0	1	9	416
Mercer	6	193	16	162	32	1	1	2	0	6	3	422
Miami	137	322	8	119	269	1	12	4	0	5	442	1,319
Monroe	30	0	23	1	28	0	0	0	0	0	65	147
Ottawa	0	56	0	204	16	0	0	0	0	0	43	319
Paulding	196	5	41	2	36	0	1	0	0	1	8	290
Perry	81	4	1	73	21	2	9	2	0	0	131	324
Pickaway	16	1	168	402	40	0	3	0	0	9	4	643
Pike	277	0	4	0	51	0	1	0	0	1	23	357
Preble	53	29	179	144	42	0	11	4	0	9	12	483
Putnam	148	0	0	15	27	0	0	1	0	6	56	253
Ross	263	72	57	117	111	0	2	14	0	2	121	759
Sandusky	117	7	123	2	46	5	1	5	0	2	386	694
Seneca	49	330	11	134	125	0	0	6	0	12	58	725
Shelby	1	211	0	159	113	0	0	0	0	9	6	499
Tuscarawas	1	433	30	398	113	41	3	4	0	1	164	1,188
Union	92	0	188	2	53	0	6	4	0	1	77	423
Van Wert	0	414	0	0	62	0	0	0	0	10	2	488
Vinton	135	2	120	0	50	2	0	0	0	5	6	320
Washington	452	0	226	0	129	23	1	12	0	15	392	1,250
Wayne	5	319	3	393	62	0	0	7	0	6	156	951
Williams	40	305	0	0	30	0	0	0	0	0	2	377
Wood	63	828	2	70	80	0	0	8	0	0	121	1,172
The judges of the following counties also have juvenile division jurisdiction												
Clark	456	5	299	1,236	164	16	12	2	0	117	86	2,393
Franklin	4,802	309	203	215	1,073	0	79	91	534	397	1,267	8,970
Henry	135	48	1	0	19	0	0	0	0	0	0	203
Lorain	1,380	272	1	20	163	1	38	41	0	8	491	2,415
Stark	412	876	211	819	151	1	25	14	0	0	5,272	7,781
Trumbull	775	296	241	71	128	4	1	13	0	3	684	2,216
The judges of the following counties also have probate and juvenile division jurisdiction												
Auglaize	331	0	79	0	43	7	4	1	0	7	41	513
Logan	58	401	95	117	83	0	8	71	0	0	128	961
Marion	634	0	79	5	153	10	3	4	0	6	51	945
The judges of the following counties also have general, probate and juvenile division jurisdiction												
Adams	23	70	14	175	99	0	1	4	0	28	100	514
Morgan	91	0	81	1	11	0	1	0	0	4	28	217
Morrow	35	2	60	169	24	1	2	1	2	0	144	440
Noble	13	0	98	0	30	0	0	0	0	0	26	167
Wyandot	16	159	14	47	22	4	2	13	1	6	6	290
The judges of the following county have split jurisdiction: 1 judge has domestic relations and juvenile division jurisdiction; 2 judges have general, domestic relations and probate division jurisdiction												
Erie	25	483	5	16	34	1	2	1	0	91	195	853
Statewide	31,842	23,993	9,195	29,369	15,444	766	677	1,727	551	2,096	22,881	138,541

Common Pleas – Domestic Relations Division

Courts of Common Pleas – Domestic Relations Division
Marriage Terminations with Children Overall Caseloads
2005

County	Cases Pending January 1	New Filings	Reactivations and Transfers	Total Cases	Total Terminations	Clearance Rate	Cases Pending December 31	Cases Pending Beyond Time Guidelines
Adams	34	46	1	81	71	151%	10	0
Allen	90	171	2	263	195	113%	68	0
Ashland	29	47	2	78	35	71%	43	1
Ashtabula	153	166	8	327	204	117%	123	11
Athens	66	126	0	192	94	75%	98	2
Auglaize	35	55	6	96	68	111%	28	0
Belmont	39	81	1	121	85	104%	36	2
Brown	91	108	0	199	110	102%	89	6
Butler	235	442	14	691	475	104%	216	0
Carroll	11	53	0	64	49	92%	15	0
Champaign	50	72	7	129	79	100%	50	3
Clark	135	239	21	395	260	100%	135	2
Clermont	163	263	61	487	303	94%	184	4
Clinton	30	72	0	102	58	81%	44	1
Columbiana	98	165	7	270	164	95%	106	3
Coshocton	30	47	1	78	56	117%	22	0
Crawford	46	64	14	124	79	101%	45	0
Cuyahoga	1,142	1,613	282	3,037	1,983	105%	1,054	92
Darke	42	58	1	101	74	125%	27	0
Defiance	46	87	0	133	77	89%	56	0
Delaware	98	172	2	272	169	97%	103	3
Erie	81	123	80	284	185	91%	99	5
Fairfield	121	234	18	373	221	88%	152	10
Fayette	35	43	1	79	42	95%	37	2
Franklin	1,138	1,452	52	2,642	1,575	105%	1,067	114
Fulton	53	64	2	119	70	106%	49	5
Gallia	46	47	0	93	66	140%	27	2
Geauga	95	108	23	226	138	105%	88	1
Greene	173	218	2	393	242	110%	151	4
Guernsey	28	71	1	100	72	100%	28	0
Hamilton	13	795	0	808	780	98%	28	0
Hancock	83	82	1	166	101	122%	65	5
Hardin	54	55	40	149	122	128%	27	0
Harrison	11	24	2	37	17	65%	20	0
Henry	38	50	1	89	46	90%	43	0
Highland	36	71	0	107	78	110%	29	0
Hocking	25	46	0	71	43	93%	28	0
Holmes	9	34	0	43	30	88%	13	0
Huron	74	83	7	164	109	121%	55	2
Jackson	34	61	0	95	63	103%	32	3
Jefferson	31	76	0	107	79	104%	28	0
Knox	52	84	2	138	91	106%	47	2
Lake	204	274	55	533	318	97%	215	9
Lawrence	106	172	11	289	170	93%	119	3
Licking	129	242	138	509	373	98%	136	3
Logan	30	92	20	142	102	91%	40	0

Courts of Common Pleas – Domestic Relations Division
Marriage Terminations with Children Overall Caseloads
2005

County	Cases Pending January 1	New Filings	Reactivations and Transfers	Total Cases	Total Terminations	Clearance Rate	Cases Pending December 31	Cases Pending Beyond Time Guidelines
Lorain	301	406	16	723	449	106%	274	2
Lucas	459	711	21	1,191	697	95%	494	27
Madison	55	47	6	108	67	126%	41	5
Mahoning	173	301	3	477	316	104%	161	0
Marion	66	123	10	199	148	111%	51	0
Medina	188	241	45	474	297	104%	177	0
Meigs	14	40	0	54	37	93%	17	0
Mercer	15	42	0	57	30	71%	27	1
Miami	63	170	3	236	161	93%	75	0
Monroe	13	21	0	34	22	105%	12	0
Montgomery	519	815	81	1,415	922	103%	493	19
Morgan	22	22	0	44	23	105%	21	0
Morrow	93	50	23	166	118	162%	48	5
Muskingum	86	146	1	233	149	101%	84	1
Noble	10	18	0	28	16	89%	12	0
Ottawa	61	61	0	122	75	123%	47	2
Paulding	22	40	2	64	42	100%	22	0
Perry	20	58	0	78	63	109%	15	0
Pickaway	50	71	5	126	73	96%	53	1
Pike	44	52	0	96	55	106%	41	6
Portage	137	187	17	341	236	116%	105	3
Preble	66	87	0	153	92	106%	61	4
Putnam	32	37	10	79	50	106%	29	2
Richland	127	197	12	336	222	106%	114	9
Ross	122	124	3	249	133	105%	116	29
Sandusky	64	82	4	150	82	95%	68	7
Scioto	68	155	13	236	169	101%	67	0
Seneca	41	82	5	128	84	97%	44	2
Shelby	34	74	2	110	89	117%	21	0
Stark	298	525	28	851	570	103%	281	1
Summit	480	631	10	1,121	663	103%	458	13
Trumbull	241	308	27	576	344	103%	232	0
Tuscarawas	51	142	34	227	143	81%	84	2
Union	21	81	2	104	83	100%	21	0
Van Wert	21	44	3	68	53	113%	15	0
Vinton	12	30	0	42	23	77%	19	0
Warren	161	278	23	462	284	94%	178	3
Washington	44	119	0	163	104	87%	59	0
Wayne	103	158	2	263	172	108%	91	0
Williams	23	69	0	92	63	91%	29	0
Wood	104	141	4	249	150	103%	99	7
Wyandot	22	33	7	62	46	115%	16	0
Statewide	9,908	15,767	1,308	26,983	17,436	102%	9,547	451

Courts of Common Pleas – Domestic Relations Division
Marriage Terminations with Children Terminations
2005

County	Uncontested Judge	Uncontested Magistrate	Trial by Judge	Trial by Magistrate	Voluntary Dismissal	Mediation/ Conciliation	Bankruptcy Stay/ Interlocutory Appeal	Transferred Out	Private Judge	Unavailability of Party	Other Terminations	Total Terminations
Adams	5	17	3	15	16	0	1	0	0	1	13	71
Allen	128	0	14	1	39	0	0	1	0	0	12	195
Ashland	2	16	0	9	4	1	0	0	0	0	3	35
Ashtabula	38	96	5	7	40	5	4	1	0	0	8	204
Athens	0	12	0	29	17	0	0	5	0	0	31	94
Auglaize	44	0	7	0	8	4	2	1	0	0	2	68
Belmont	7	57	0	1	13	0	0	1	0	0	6	85
Brown	0	57	0	19	31	0	2	0	0	0	1	110
Butler	284	17	76	6	49	0	13	10	0	1	19	475
Carroll	38	0	2	0	8	0	0	1	0	0	0	49
Champaign	1	25	7	34	6	5	0	0	0	0	1	79
Clark	95	0	12	104	22	8	3	1	0	5	10	260
Clermont	0	3	8	206	23	52	2	0	0	1	8	303
Clinton	0	0	0	45	11	0	0	0	0	0	2	58
Columbiana	1	101	6	13	19	3	4	5	0	0	12	164
Coshocton	0	16	0	6	12	0	1	0	0	0	21	56
Crawford	0	45	2	10	6	9	4	1	0	0	2	79
Cuyahoga	1,125	316	2	0	257	0	32	224	0	0	27	1,983
Darke	6	26	0	34	8	0	0	0	0	0	0	74
Defiance	24	25	3	13	11	0	0	1	0	0	0	77
Delaware	0	103	1	31	24	2	4	2	0	0	2	169
Erie	10	100	1	1	8	0	2	0	0	15	48	185
Fairfield	164	0	6	2	15	0	13	0	0	0	21	221
Fayette	0	5	0	28	7	0	0	0	0	0	2	42
Franklin	1,184	0	23	0	146	0	47	41	51	47	36	1,575
Fulton	8	4	22	17	17	0	0	1	0	0	1	70
Gallia	10	1	0	41	12	0	2	0	0	0	0	66
Geauga	14	48	5	31	20	0	7	4	0	1	8	138
Greene	37	82	25	42	47	1	3	0	0	1	4	242
Guernsey	1	0	0	52	10	7	0	0	0	0	2	72
Hamilton	411	0	284	0	85	0	0	0	0	0	0	780
Hancock	2	67	6	12	8	0	1	0	0	0	5	101
Hardin	0	30	0	3	17	3	1	0	0	4	64	122
Harrison	8	0	6	0	1	1	0	0	0	0	1	17
Henry	31	9	1	0	5	0	0	0	0	0	0	46
Highland	0	0	0	61	16	0	0	0	0	0	1	78
Hocking	7	0	2	27	6	0	0	1	0	0	0	43
Holmes	2	1	1	17	5	0	1	0	0	0	3	30
Huron	4	0	0	71	23	2	6	0	0	1	2	109
Jackson	0	55	0	0	8	0	0	0	0	0	0	63
Jefferson	36	17	0	14	8	0	0	1	0	0	3	79
Knox	0	56	0	0	14	6	0	0	0	0	15	91
Lake	2	0	3	201	39	27	21	1	0	0	24	318
Lawrence	94	11	4	5	18	0	0	3	0	0	35	170
Licking	60	6	108	25	42	50	4	73	1	0	4	373
Logan	12	25	8	9	13	0	1	18	0	0	16	102
Lorain	329	0	0	0	53	0	26	22	0	4	15	449

Courts of Common Pleas – Domestic Relations Division
Marriage Terminations with Children Terminations
2005

County	Uncontested Judge	Uncontested Magistrate	Trial by Judge	Trial by Magistrate	Voluntary Dismissal	Mediation/Conciliation	Bankruptcy Stay/ Interlocutory Appeal	Transferred Out	Private Judge	Unavailability of Party	Other Terminations	Total Terminations
Lucas	443	32	51	2	71	16	9	2	0	0	71	697
Madison	9	8	0	38	11	0	0	0	0	0	1	67
Mahoning	235	3	5	0	34	1	0	11	0	1	26	316
Marion	111	0	7	0	18	5	0	1	0	0	6	148
Medina	58	71	40	8	33	30	19	22	0	5	11	297
Meigs	3	0	25	0	8	0	0	0	0	0	1	37
Mercer	0	0	0	22	7	1	0	0	0	0	0	30
Miami	0	122	0	2	22	0	4	2	0	0	9	161
Monroe	9	0	0	0	4	0	0	0	0	0	9	22
Montgomery	303	46	341	8	91	37	35	16	0	10	35	922
Morgan	8	0	10	0	1	0	1	0	0	0	3	23
Morrow	1	0	16	52	4	0	0	0	0	0	45	118
Muskingum	90	3	9	13	20	0	2	0	0	1	11	149
Noble	0	0	12	0	4	0	0	0	0	0	0	16
Ottawa	0	0	0	59	10	0	0	0	0	0	6	75
Paulding	32	0	0	0	7	0	0	0	0	0	3	42
Perry	11	3	0	5	3	0	4	2	0	0	35	63
Pickaway	2	0	21	35	10	0	2	0	0	2	1	73
Pike	38	0	0	0	15	0	0	0	0	0	2	55
Portage	62	62	32	21	31	0	0	0	0	0	28	236
Preble	5	8	27	24	14	0	5	2	0	0	7	92
Putnam	33	0	0	0	6	0	0	1	0	1	9	50
Richland	103	44	31	10	13	0	5	1	0	0	15	222
Ross	47	10	22	21	20	0	0	6	0	0	7	133
Sandusky	0	0	65	0	6	2	0	2	0	0	7	82
Scioto	99	12	10	0	23	11	5	0	0	0	9	169
Seneca	1	52	0	14	9	0	0	3	0	0	5	84
Shelby	0	18	0	49	21	0	0	0	0	1	0	89
Stark	189	211	29	23	54	1	9	8	0	0	46	570
Summit	326	178	23	23	70	0	0	2	0	2	39	663
Trumbull	204	16	46	10	22	2	1	8	0	0	35	344
Tuscarawas	0	57	5	27	19	18	1	1	0	0	15	143
Union	2	0	48	0	10	0	3	1	0	0	19	83
Van Wert	0	43	0	0	10	0	0	0	0	0	0	53
Vinton	1	0	19	0	3	0	0	0	0	0	0	23
Warren	82	26	45	56	36	7	15	1	0	1	15	284
Washington	67	0	23	0	9	0	1	1	0	0	3	104
Wayne	0	47	0	88	27	0	0	2	0	0	8	172
Williams	1	53	0	0	8	0	0	0	0	0	1	63
Wood	0	116	0	13	14	0	0	2	0	0	5	150
Wyandot	3	22	3	7	3	1	1	5	0	0	1	46
Statewide	6,802	2,712	1,618	1,872	2,068	318	329	521	52	105	1,039	17,436

Courts of Common Pleas – Domestic Relations Division
Marriage Terminations without Children Overall Caseloads
2005

County	Cases Pending January 1	New Filings	Reactivations and Transfers	Total Cases	Total Terminations	Clearance Rate	Cases Pending December 31	Cases Pending Beyond Time Guidelines
Adams	27	54	1	82	61	111%	21	3
Allen	57	151	4	212	152	98%	60	0
Ashland	6	31	1	38	19	59%	19	0
Ashtabula	76	138	5	219	146	102%	73	5
Athens	48	85	0	133	90	106%	43	8
Auglaize	17	37	5	59	46	110%	13	0
Belmont	24	71	3	98	64	86%	34	0
Brown	47	70	1	118	74	104%	44	6
Butler	146	443	12	601	438	96%	163	1
Carroll	11	37	0	48	37	100%	11	0
Champaign	16	39	2	57	41	100%	16	8
Clark	93	174	13	280	161	86%	119	5
Clermont	97	209	12	318	196	89%	122	8
Clinton	26	44	0	70	55	125%	15	0
Columbiana	46	126	4	176	106	82%	70	0
Coshocton	14	27	2	43	33	114%	10	1
Crawford	30	50	5	85	58	105%	27	4
Cuyahoga	755	1,734	226	2,715	1,913	98%	802	85
Darke	22	47	0	69	45	96%	24	0
Defiance	33	55	0	88	60	109%	28	4
Delaware	50	99	2	151	112	111%	39	4
Erie	63	106	9	178	117	102%	61	7
Fairfield	70	137	2	209	129	93%	80	15
Fayette	21	29	0	50	30	103%	20	4
Franklin	685	1,634	75	2,394	1,667	98%	727	83
Fulton	24	37	0	61	42	114%	19	2
Gallia	29	47	0	76	58	123%	18	1
Geauga	46	69	6	121	83	111%	38	3
Greene	117	185	1	303	218	117%	85	9
Guernsey	14	54	0	68	56	104%	12	0
Hamilton	19	719	0	738	694	97%	44	0
Hancock	33	69	0	102	70	101%	32	1
Hardin	13	42	6	61	40	83%	21	0
Harrison	6	20	1	27	15	71%	12	0
Henry	17	24	2	43	22	85%	21	0
Highland	28	52	0	80	54	104%	26	5
Hocking	23	31	0	54	36	116%	18	1
Holmes	5	29	0	34	22	76%	12	0
Huron	37	66	4	107	76	109%	31	2
Jackson	22	41	0	63	43	105%	20	0
Jefferson	46	80	1	127	98	121%	29	2
Knox	27	56	0	83	57	102%	26	1
Lake	100	176	15	291	207	108%	84	4
Lawrence	76	135	5	216	149	106%	67	15
Licking	78	187	72	337	256	99%	81	3
Logan	29	71	23	123	90	96%	33	3

Courts of Common Pleas – Domestic Relations Division
Marriage Terminations without Children Overall Caseloads
2005

County	Cases Pending January 1	New Filings	Reactivations and Transfers	Total Cases	Total Terminations	Clearance Rate	Cases Pending December 31	Cases Pending Beyond Time Guidelines
Lorain	168	294	6	468	331	110%	137	4
Lucas	339	743	13	1,095	687	91%	408	29
Madison	27	35	0	62	40	114%	22	2
Mahoning	124	258	4	386	263	100%	123	0
Marion	35	107	2	144	105	96%	39	1
Medina	83	137	14	234	162	107%	72	1
Meigs	12	30	0	42	24	80%	18	1
Mercer	12	32	1	45	32	97%	13	0
Miami	42	137	2	181	120	86%	61	0
Monroe	8	19	1	28	19	95%	9	0
Montgomery	337	848	33	1,218	839	95%	379	20
Morgan	10	22	1	33	16	70%	17	0
Morrow	41	38	0	79	55	145%	24	5
Muskingum	40	129	3	172	109	83%	63	3
Noble	8	12	0	20	15	125%	5	1
Ottawa	30	44	0	74	41	93%	33	5
Paulding	12	21	1	34	26	118%	8	0
Perry	14	29	0	43	38	131%	5	0
Pickaway	25	50	3	78	57	108%	21	0
Pike	28	32	0	60	40	125%	20	5
Portage	80	154	8	242	170	105%	72	4
Preble	51	54	1	106	74	135%	32	5
Putnam	5	22	1	28	14	61%	14	0
Richland	92	140	12	244	179	118%	65	7
Ross	77	89	2	168	96	105%	72	26
Sandusky	41	63	6	110	74	107%	36	11
Scioto	48	139	8	195	146	99%	49	2
Seneca	24	48	0	72	55	115%	17	1
Shelby	13	51	0	64	50	98%	14	0
Stark	193	377	11	581	410	106%	171	2
Summit	311	575	8	894	564	97%	330	16
Trumbull	147	218	19	384	247	104%	137	0
Tuscarawas	36	87	17	140	92	88%	48	3
Union	10	39	1	50	38	95%	12	1
Van Wert	16	31	1	48	38	119%	10	1
Vinton	12	24	0	36	27	113%	9	0
Warren	90	184	10	284	209	108%	75	1
Washington	48	78	0	126	95	122%	31	2
Wayne	56	107	1	164	113	105%	51	2
Williams	14	48	0	62	42	88%	20	1
Wood	65	114	1	180	121	105%	59	5
Wyandot	12	17	4	33	23	110%	10	0
Statewide	6,105	13,493	715	20,313	14,132	99%	6,181	470

Courts of Common Pleas – Domestic Relations Division
Marriage Terminations without Children Terminations
2005

County	Uncontested Judge	Uncontested Magistrate	Trial by Judge	Trial by Magistrate	Voluntary Dismissal	Mediation/Conciliation	Bankruptcy Stay/ Interlocutory Appeal	Transferred Out	Private Judge	Unavailability of Party	Other Terminations	Total Terminations
Adams	7	9	2	21	11	0	0	1	0	0	10	61
Allen	96	1	15	1	20	0	1	1	0	0	17	152
Ashland	2	14	0	1	2	0	0	0	0	0	0	19
Ashtabula	27	84	5	3	21	1	0	0	0	1	4	146
Athens	0	18	2	26	9	0	1	2	0	0	32	90
Auglaize	22	0	13	0	4	3	1	0	0	0	3	46
Belmont	1	53	0	1	4	0	0	1	0	0	4	64
Brown	0	48	0	13	13	0	0	0	0	0	0	74
Butler	305	36	24	3	45	1	6	4	0	5	9	438
Carroll	29	0	2	0	5	0	0	0	0	0	1	37
Champaign	6	18	1	10	3	2	1	0	0	0	0	41
Clark	82	1	36	8	15	4	1	0	0	6	8	161
Clermont	0	5	0	161	21	5	4	0	0	0	0	196
Clinton	0	0	0	43	12	0	0	0	0	0	0	55
Columbiana	9	81	1	5	6	1	0	2	0	0	1	106
Coshocton	5	3	5	2	4	0	1	0	0	0	13	33
Crawford	0	39	4	3	7	4	0	0	0	0	1	58
Cuyahoga	1,226	228	1	0	242	0	23	158	0	0	35	1,913
Darke	1	16	0	19	8	0	0	0	0	0	1	45
Defiance	22	20	0	8	9	0	0	0	0	0	1	60
Delaware	1	72	0	21	13	0	2	1	0	0	2	112
Erie	9	81	2	1	3	1	0	0	0	1	19	117
Fairfield	94	0	8	2	15	0	5	0	0	0	5	129
Fayette	3	3	1	17	5	0	0	0	0	0	1	30
Franklin	1,411	0	11	0	96	0	24	16	65	36	8	1,667
Fulton	6	7	12	8	8	0	0	0	0	0	1	42
Gallia	28	2	0	22	4	0	0	0	0	0	2	58
Geauga	6	32	4	21	13	0	2	0	0	0	5	83
Greene	41	96	16	30	26	3	6	0	0	0	0	218
Guernsey	0	0	0	48	5	1	0	0	0	1	1	56
Hamilton	494	0	144	0	56	0	0	0	0	0	0	694
Hancock	0	45	2	13	9	0	0	0	0	0	1	70
Hardin	0	18	0	9	6	0	1	0	0	0	6	40
Harrison	6	0	4	1	4	0	0	0	0	0	0	15
Henry	14	4	0	0	4	0	0	0	0	0	0	22
Highland	0	0	0	46	7	0	0	0	0	0	1	54
Hocking	8	0	1	21	6	0	0	0	0	0	0	36
Holmes	1	0	4	9	2	0	0	0	0	1	5	22
Huron	9	0	0	50	7	0	5	1	0	0	4	76
Jackson	0	37	0	0	4	0	1	0	0	0	1	43
Jefferson	89	2	3	0	3	0	0	1	0	0	0	98
Knox	1	44	0	0	4	1	1	0	0	0	6	57
Lake	1	0	3	145	25	15	8	1	0	0	9	207
Lawrence	95	7	4	1	25	0	0	1	0	0	16	149
Licking	52	7	65	30	26	5	7	57	1	0	6	256
Logan	15	28	3	12	6	0	1	8	0	0	17	90
Lorain	267	0	1	0	33	1	10	4	0	2	13	331

Courts of Common Pleas – Domestic Relations Division
Marriage Terminations without Children Terminations
2005

County	Uncontested Judge	Uncontested Magistrate	Trial by Judge	Trial by Magistrate	Voluntary Dismissal	Mediation/ Conciliation	Bankruptcy Stay/ Interlocutory Appeal	Transferred Out	Private Judge	Unavailability of Party	Other Terminations	Total Terminations
Lucas	494	35	43	0	51	8	3	0	0	0	53	687
Madison	16	3	0	16	3	0	0	0	0	0	2	40
Mahoning	214	3	1	0	23	0	0	3	0	4	15	263
Marion	86	0	4	1	7	2	2	2	0	0	1	105
Medina	33	45	21	6	17	3	5	15	0	8	9	162
Meigs	8	0	8	0	6	0	0	1	0	0	1	24
Mercer	0	1	0	25	4	0	1	0	0	0	1	32
Miami	1	86	0	4	16	1	5	1	0	0	6	120
Monroe	9	0	2	0	2	0	0	0	0	0	6	19
Montgomery	416	46	227	6	69	12	19	2	0	8	34	839
Morgan	8	0	7	0	1	0	0	0	0	0	0	16
Morrow	2	0	8	24	5	0	1	0	0	0	15	55
Muskingum	81	1	5	4	14	0	3	0	0	0	1	109
Noble	0	0	13	0	2	0	0	0	0	0	0	15
Ottawa	0	2	0	34	3	0	0	0	0	0	2	41
Paulding	22	0	0	0	4	0	0	0	0	0	0	26
Perry	10	1	0	5	3	0	2	0	0	0	17	38
Pickaway	2	0	19	26	8	0	1	0	0	0	1	57
Pike	30	0	0	0	7	0	1	0	0	0	2	40
Portage	64	55	12	9	21	0	0	0	0	0	9	170
Preble	3	2	26	30	7	0	4	0	0	0	2	74
Putnam	12	0	0	0	2	0	0	0	0	0	0	14
Richland	82	41	19	8	16	0	3	0	0	0	10	179
Ross	52	6	5	13	8	0	0	5	0	0	7	96
Sandusky	0	0	56	0	7	2	1	1	0	0	7	74
Scioto	106	10	5	0	12	3	6	0	0	1	3	146
Seneca	1	33	1	12	6	0	0	0	0	0	2	55
Shelby	0	17	0	25	8	0	0	0	0	0	0	50
Stark	116	163	32	11	35	0	6	4	0	0	43	410
Summit	294	167	9	10	58	0	0	0	0	2	24	564
Trumbull	144	14	29	10	22	1	0	3	0	0	24	247
Tuscarawas	1	37	1	27	13	8	1	0	0	1	3	92
Union	0	0	28	0	1	0	2	0	0	0	7	38
Van Wert	0	33	0	0	4	0	0	0	0	0	1	38
Vinton	14	1	10	0	2	0	0	0	0	0	0	27
Warren	95	23	26	31	21	2	3	0	0	1	7	209
Washington	68	0	14	0	7	1	0	2	0	0	3	95
Wayne	0	52	0	50	7	0	0	0	0	0	4	113
Williams	9	26	0	0	6	0	0	0	0	0	1	42
Wood	0	94	1	13	9	0	0	1	0	0	3	121
Wyandot	4	8	0	3	3	3	0	1	1	0	0	23
Statewide	6,988	2,164	1,031	1,238	1,396	94	181	300	67	78	595	14,132

Courts of Common Pleas – Domestic Relations Division
Marriage Dissolutions with Children Overall Caseloads
2005

County	Cases Pending January 1	New Filings	Reactivations and Transfers	Total Cases	Total Terminations	Clearance Rate	Cases Pending December 31	Cases Pending Beyond Time Guidelines
Adams	4	32	0	36	32	100%	4	0
Allen	12	92	2	106	96	102%	10	0
Ashland	17	56	0	73	67	120%	6	0
Ashtabula	14	89	2	105	84	92%	21	5
Athens	13	38	0	51	43	113%	8	1
Auglaize	4	33	0	37	33	100%	4	0
Belmont	10	79	3	92	81	99%	11	0
Brown	8	47	0	55	52	111%	3	0
Butler	53	275	0	328	304	111%	24	0
Carroll	4	36	0	40	38	106%	2	0
Champaign	17	24	2	43	30	115%	13	2
Clark	12	121	1	134	118	97%	16	1
Clermont	11	157	5	173	143	88%	30	0
Clinton	5	40	0	45	39	98%	6	0
Columbiana	10	82	3	95	86	101%	9	0
Coshocton	10	38	22	70	61	102%	9	0
Crawford	5	54	1	60	53	96%	7	0
Cuyahoga	82	698	35	815	732	100%	83	4
Darke	2	49	0	51	44	90%	7	0
Defiance	5	30	0	35	31	103%	4	0
Delaware	9	96	0	105	87	91%	18	2
Erie	1	14	3	18	13	76%	5	1
Fairfield	11	111	0	122	114	103%	8	0
Fayette	6	33	0	39	29	88%	10	0
Franklin	93	679	4	776	713	104%	63	0
Fulton	6	41	0	47	41	100%	6	0
Gallia	2	39	0	41	38	97%	3	0
Geauga	6	50	7	63	54	95%	9	0
Greene	17	106	0	123	98	92%	25	2
Guernsey	4	28	0	32	27	96%	5	0
Hamilton	18	464	0	482	453	98%	29	0
Hancock	9	67	0	76	65	97%	11	2
Hardin	23	34	9	66	64	149%	2	0
Harrison	0	14	0	14	13	93%	1	0
Henry	5	28	0	33	30	107%	3	0
Highland	11	49	0	60	52	106%	8	0
Hocking	8	30	0	38	33	110%	5	0
Holmes	6	13	0	19	17	131%	2	0
Huron	5	49	0	54	45	92%	9	0
Jackson	7	35	0	42	38	109%	4	1
Jefferson	17	50	0	67	65	130%	2	0
Knox	6	62	0	68	65	105%	3	0
Lake	19	168	2	189	159	94%	30	0
Lawrence	5	58	0	63	54	93%	9	0
Licking	25	137	12	174	159	107%	15	0
Logan	4	52	1	57	47	89%	10	2

Courts of Common Pleas – Domestic Relations Division
Marriage Dissolutions with Children Overall Caseloads
2005

County	Cases Pending January 1	New Filings	Reactivations and Transfers	Total Cases	Total Terminations	Clearance Rate	Cases Pending December 31	Cases Pending Beyond Time Guidelines
Lorain	20	173	3	196	174	99%	22	0
Lucas	50	223	1	274	244	109%	30	0
Madison	1	25	0	26	22	88%	4	0
Mahoning	19	100	0	119	116	116%	3	0
Marion	4	57	0	61	52	91%	9	0
Medina	24	158	4	186	159	98%	27	0
Meigs	1	26	0	27	26	100%	1	0
Mercer	5	28	0	33	30	107%	3	0
Miami	9	119	0	128	117	98%	11	0
Monroe	1	13	0	14	12	92%	2	0
Montgomery	46	330	0	376	315	95%	61	0
Morgan	1	7	0	8	7	100%	1	0
Morrow	26	27	3	56	48	160%	8	3
Muskingum	15	112	1	128	108	96%	20	0
Noble	4	16	2	22	20	111%	2	0
Ottawa	3	29	0	32	29	100%	3	0
Paulding	1	10	1	12	11	100%	1	0
Perry	1	34	0	35	35	103%	0	0
Pickaway	5	53	0	58	47	89%	11	0
Pike	3	44	0	47	40	91%	7	0
Portage	13	113	5	131	120	102%	11	1
Preble	6	40	0	46	37	93%	9	0
Putnam	5	17	4	26	24	114%	2	1
Richland	10	117	3	130	115	96%	15	0
Ross	8	73	0	81	70	96%	11	1
Sandusky	9	58	1	68	62	105%	6	0
Scioto	8	39	0	47	45	115%	2	0
Seneca	4	36	2	42	37	97%	5	0
Shelby	2	51	0	53	47	92%	6	0
Stark	40	299	0	339	304	102%	35	1
Summit	62	346	0	408	365	105%	43	0
Trumbull	25	204	1	230	203	99%	27	0
Tuscarawas	7	126	2	135	116	91%	19	1
Union	10	28	0	38	37	132%	1	0
Van Wert	3	33	1	37	34	100%	3	0
Vinton	1	21	0	22	19	90%	3	0
Warren	21	157	7	185	158	96%	27	1
Washington	7	35	0	42	38	109%	4	1
Wayne	16	96	3	115	94	95%	21	1
Williams	5	54	1	60	54	98%	6	0
Wood	11	89	1	101	90	100%	11	0
Wyandot	6	20	0	26	24	120%	2	0
Statewide	1,139	8,213	160	9,512	8,445	101%	1,067	34

Courts of Common Pleas – Domestic Relations Division
Marriage Dissolutions with Children Terminations
2005

County	Uncontested Judge	Uncontested Magistrate	Trial by Judge	Trial by Magistrate	Voluntary Dismissal	Mediation/Conciliation	Bankruptcy Stay/ Interlocutory Appeal	Transferred Out	Private Judge	Unavailability of Party	Other Terminations	Total Terminations
Adams	4	14	6	8	0	0	0	0	0	0	0	32
Allen	0	86	0	0	2	0	0	0	0	0	8	96
Ashland	20	43	0	0	3	0	0	0	0	0	1	67
Ashtabula	2	76	0	0	3	0	0	0	0	0	3	84
Athens	0	36	0	0	4	0	0	1	0	0	2	43
Auglaize	33	0	0	0	0	0	0	0	0	0	0	33
Belmont	0	73	0	0	3	0	0	0	0	0	5	81
Brown	0	52	0	0	0	0	0	0	0	0	0	52
Butler	280	5	0	0	8	0	0	0	0	0	11	304
Carroll	35	0	0	0	2	0	0	0	0	0	1	38
Champaign	25	0	0	0	2	0	1	0	0	0	2	30
Clark	103	2	0	9	2	0	0	0	0	0	2	118
Clermont	56	71	7	5	2	0	0	0	0	0	2	143
Clinton	0	36	0	0	2	0	0	0	0	0	1	39
Columbiana	6	72	0	3	3	0	0	0	0	0	2	86
Coshocton	1	55	0	0	0	0	0	0	0	0	5	61
Crawford	0	40	7	0	1	0	0	0	0	0	5	53
Cuyahoga	540	123	0	0	35	0	0	27	0	0	7	732
Darke	2	38	0	0	3	0	1	0	0	0	0	44
Defiance	31	0	0	0	0	0	0	0	0	0	0	31
Delaware	34	39	0	0	6	0	1	6	0	0	1	87
Erie	1	11	0	0	1	0	0	0	0	0	0	13
Fairfield	110	0	0	0	3	0	0	0	0	0	1	114
Fayette	1	21	0	4	1	0	0	0	0	0	2	29
Franklin	449	0	0	0	13	0	1	3	205	17	25	713
Fulton	14	26	0	0	1	0	0	0	0	0	0	41
Gallia	34	1	0	0	2	0	0	0	0	0	1	38
Geauga	2	46	0	3	0	0	0	0	0	0	3	54
Greene	22	65	0	0	11	0	0	0	0	0	0	98
Guernsey	0	0	2	24	1	0	0	0	0	0	0	27
Hamilton	416	0	0	0	37	0	0	0	0	0	0	453
Hancock	2	61	0	1	1	0	0	0	0	0	0	65
Hardin	0	32	0	0	3	0	2	0	0	0	27	64
Harrison	13	0	0	0	0	0	0	0	0	0	0	13
Henry	22	8	0	0	0	0	0	0	0	0	0	30
Highland	0	48	0	0	3	0	0	0	0	0	1	52
Hocking	29	0	0	0	4	0	0	0	0	0	0	33
Holmes	7	4	0	5	0	0	0	0	0	0	1	17
Huron	29	8	0	0	4	0	0	0	0	0	4	45
Jackson	0	35	0	1	0	0	0	0	2	0	0	38
Jefferson	63	0	0	0	2	0	0	0	0	0	0	65
Knox	0	57	0	0	3	0	1	0	0	0	4	65
Lake	142	0	0	1	5	0	2	0	0	0	9	159
Lawrence	52	0	0	0	0	0	0	0	0	0	2	54
Licking	107	25	0	2	8	0	0	11	2	0	4	159
Logan	0	40	2	1	0	0	0	1	0	0	3	47
Lorain	157	0	0	0	6	0	1	3	0	0	7	174

Courts of Common Pleas – Domestic Relations Division
Marriage Dissolutions with Children Terminations
2005

County	Uncontested Judge	Uncontested Magistrate	Trial by Judge	Trial by Magistrate	Voluntary Dismissal	Mediation/Conciliation	Bankruptcy Stay/ Interlocutory Appeal	Transferred Out	Private Judge	Unavailability of Party	Other Terminations	Total Terminations
Lucas	206	20	1	0	5	0	0	0	0	0	12	244
Madison	16	3	0	0	1	0	0	0	0	0	2	22
Mahoning	108	0	0	0	3	0	0	0	0	0	5	116
Marion	46	0	0	0	2	0	0	0	0	0	4	52
Medina	126	15	1	0	3	2	0	4	0	0	8	159
Meigs	19	0	2	0	5	0	0	0	0	0	0	26
Mercer	0	30	0	0	0	0	0	0	0	0	0	30
Miami	0	113	0	0	1	0	0	0	0	0	3	117
Monroe	6	0	0	0	1	0	0	0	0	0	5	12
Montgomery	273	27	0	0	13	0	1	0	0	0	1	315
Morgan	6	0	1	0	0	0	0	0	0	0	0	7
Morrow	8	2	3	20	2	0	0	0	0	0	13	48
Muskingum	93	0	0	0	10	0	1	0	0	0	4	108
Noble	9	0	9	0	0	0	0	0	0	0	2	20
Ottawa	0	23	0	5	0	0	0	0	0	0	1	29
Paulding	11	0	0	0	0	0	0	0	0	0	0	11
Perry	26	0	0	0	0	0	0	0	0	0	9	35
Pickaway	0	0	42	3	2	0	0	0	0	0	0	47
Pike	35	0	0	0	2	0	0	0	0	0	3	40
Portage	64	40	1	1	4	0	0	0	0	0	10	120
Preble	14	8	14	0	1	0	0	0	0	0	0	37
Putnam	18	0	0	0	2	0	0	0	0	0	4	24
Richland	83	15	10	0	5	0	0	0	0	0	2	115
Ross	53	0	0	1	5	0	0	1	0	1	9	70
Sandusky	53	0	1	0	2	0	0	0	0	0	6	62
Scioto	32	9	0	0	1	0	0	0	0	0	3	45
Seneca	0	36	0	0	0	0	0	0	0	0	1	37
Shelby	0	40	0	1	5	0	0	0	0	0	1	47
Stark	51	232	0	0	3	0	1	0	0	0	17	304
Summit	331	1	0	0	2	0	0	0	0	0	31	365
Trumbull	181	11	3	0	4	0	0	0	0	0	4	203
Tuscarawas	0	97	0	6	5	0	0	0	0	0	8	116
Union	36	0	0	0	1	0	0	0	0	0	0	37
Van Wert	0	33	0	0	1	0	0	0	0	0	0	34
Vinton	18	0	0	0	0	0	0	0	0	0	1	19
Warren	125	12	2	1	6	0	0	0	0	0	12	158
Washington	36	0	0	0	2	0	0	0	0	0	0	38
Wayne	0	62	0	27	1	0	0	1	0	0	3	94
Williams	2	51	0	0	1	0	0	0	0	0	0	54
Wood	19	71	0	0	0	0	0	0	0	0	0	90
Wyandot	0	22	0	0	1	0	0	0	0	0	1	24
Statewide	4,948	2,322	114	132	292	2	13	58	209	18	337	8,445

Courts of Common Pleas – Domestic Relations Division
Marriage Dissolutions without Children Overall Caseloads
2005

County	Cases Pending January 1	New Filings	Reactivations and Transfers	Total Cases	Total Terminations	Clearance Rate	Cases Pending December 31	Cases Pending Beyond Time Guidelines
Adams	5	45	0	50	43	96%	7	0
Allen	11	100	1	112	102	101%	10	0
Ashland	7	77	0	84	78	101%	6	0
Ashtabula	22	109	0	131	113	104%	18	5
Athens	8	51	0	59	51	100%	8	1
Auglaize	2	33	0	35	27	82%	8	0
Belmont	5	71	1	77	67	93%	10	0
Brown	1	73	0	74	60	82%	14	1
Butler	42	315	2	359	330	104%	29	0
Carroll	6	28	0	34	34	121%	0	0
Champaign	19	31	0	50	34	110%	16	1
Clark	20	155	0	175	152	98%	23	0
Clermont	29	220	0	249	223	101%	26	0
Clinton	5	70	0	75	68	97%	7	0
Columbiana	14	114	0	128	101	89%	27	1
Coshocton	9	60	8	77	64	94%	13	0
Crawford	5	47	1	53	47	98%	6	0
Cuyahoga	119	1,020	49	1,188	1,087	102%	101	2
Darke	4	70	1	75	69	97%	6	0
Defiance	5	33	0	38	33	100%	5	0
Delaware	19	132	2	153	131	98%	22	2
Erie	5	21	2	28	25	109%	3	0
Fairfield	12	152	0	164	152	100%	12	0
Fayette	8	45	1	54	50	109%	4	0
Franklin	124	1,102	18	1,244	1,138	102%	106	0
Fulton	5	50	0	55	46	92%	9	0
Gallia	3	50	0	53	49	98%	4	0
Geauga	3	62	4	69	56	85%	13	0
Greene	20	125	0	145	133	106%	12	0
Guernsey	1	54	0	55	48	89%	7	0
Hamilton	32	674	0	706	668	99%	38	0
Hancock	11	92	0	103	94	102%	9	1
Hardin	3	32	1	36	33	100%	3	0
Harrison	1	18	0	19	17	94%	2	0
Henry	6	28	1	35	31	107%	4	0
Highland	8	88	0	96	80	91%	16	0
Hocking	6	47	0	53	48	102%	5	0
Holmes	2	27	0	29	26	96%	3	0
Huron	9	53	3	65	56	100%	9	0
Jackson	10	62	1	73	59	94%	14	1
Jefferson	11	53	0	64	56	106%	8	0
Knox	8	79	0	87	77	97%	10	0
Lake	38	192	3	233	203	104%	30	0
Lawrence	7	83	1	91	85	101%	6	1
Licking	18	178	12	208	192	101%	16	0
Logan	11	60	10	81	73	104%	8	1

Courts of Common Pleas – Domestic Relations Division
Marriage Dissolutions without Children Overall Caseloads
2005

County	Cases Pending January 1	New Filings	Reactivations and Transfers	Total Cases	Total Terminations	Clearance Rate	Cases Pending December 31	Cases Pending Beyond Time Guidelines
Lorain	13	203	0	216	195	96%	21	0
Lucas	45	291	5	341	292	99%	49	2
Madison	6	38	0	44	36	95%	8	0
Mahoning	17	122	0	139	138	113%	1	0
Marion	6	56	0	62	59	105%	3	0
Medina	33	169	2	204	175	102%	29	0
Meigs	2	35	0	37	36	103%	1	0
Mercer	0	33	0	33	31	94%	2	0
Miami	15	139	1	155	144	103%	11	0
Monroe	1	18	0	19	16	89%	3	0
Montgomery	41	461	2	504	447	97%	57	0
Morgan	6	15	0	21	21	140%	0	0
Morrow	21	38	0	59	54	142%	5	2
Muskingum	15	108	0	123	106	98%	17	0
Noble	3	13	0	16	15	115%	1	0
Ottawa	5	35	0	40	36	103%	4	0
Paulding	2	13	0	15	11	85%	4	0
Perry	2	46	0	48	40	87%	8	0
Pickaway	6	68	4	78	69	96%	9	0
Pike	2	47	0	49	46	98%	3	0
Portage	20	158	1	179	167	105%	12	1
Preble	7	63	0	70	54	86%	16	0
Putnam	4	19	0	23	20	105%	3	0
Richland	11	117	2	130	114	96%	16	0
Ross	11	97	1	109	97	99%	12	0
Sandusky	12	62	0	74	67	108%	7	0
Scioto	15	85	1	101	81	94%	20	1
Seneca	2	48	1	51	49	100%	2	0
Shelby	3	67	0	70	65	97%	5	0
Stark	30	400	2	432	357	89%	75	1
Summit	61	484	0	545	478	99%	67	0
Trumbull	32	262	1	295	253	96%	42	0
Tuscarawas	15	138	1	154	146	105%	8	1
Union	4	55	0	59	56	102%	3	0
Van Wert	5	34	0	39	37	109%	2	0
Vinton	2	28	0	30	27	96%	3	0
Warren	14	172	3	189	175	100%	14	0
Washington	10	76	0	86	72	95%	14	1
Wayne	14	98	2	114	101	101%	13	0
Williams	5	56	1	62	49	86%	13	0
Wood	18	106	0	124	109	103%	15	0
Wyandot	5	37	1	43	40	105%	3	0
Statewide	1,260	10,891	153	12,304	10,990	100%	1,314	26

Courts of Common Pleas – Domestic Relations Division
Marriage Dissolutions without Children Terminations
2005

County	Uncontested Judge	Uncontested Magistrate	Trial by Judge	Trial by Magistrate	Voluntary Dismissal	Mediation/ Conciliation	Bankruptcy Stay/ Interlocutory Appeal	Transferred Out	Private Judge	Unavailability of Party	Other Terminations	Total Terminations
Adams	6	22	1	6	6	0	0	0	0	0	2	43
Allen	1	81	0	0	4	0	0	0	0	0	16	102
Ashland	21	55	0	0	1	0	0	0	0	0	1	78
Ashtabula	6	100	0	2	2	0	0	0	0	0	3	113
Athens	0	40	0	3	3	0	0	1	0	0	4	51
Auglaize	27	0	0	0	0	0	0	0	0	0	0	27
Belmont	0	63	0	0	3	0	0	0	0	0	1	67
Brown	0	55	0	0	4	0	0	0	0	0	1	60
Butler	305	4	1	0	9	0	1	0	0	0	10	330
Carroll	29	0	0	0	4	0	0	0	0	0	1	34
Champaign	28	0	0	1	1	1	0	0	0	1	2	34
Clark	142	2	5	1	1	0	0	0	0	0	1	152
Clermont	49	151	0	13	8	0	0	0	0	0	2	223
Clinton	0	60	0	0	7	0	0	0	0	0	1	68
Columbiana	6	88	0	0	6	0	0	0	0	0	1	101
Coshocton	54	3	1	0	5	0	0	0	0	0	1	64
Crawford	0	38	7	0	0	0	0	0	0	0	2	47
Cuyahoga	753	232	0	0	38	0	0	38	0	0	26	1,087
Darke	3	63	0	0	3	0	0	0	0	0	0	69
Defiance	33	0	0	0	0	0	0	0	0	0	0	33
Delaware	52	64	0	0	5	0	0	9	0	0	1	131
Erie	2	22	0	0	0	0	0	0	0	0	1	25
Fairfield	143	0	0	0	8	0	0	0	0	0	1	152
Fayette	12	34	1	2	1	0	0	0	0	0	0	50
Franklin	874	0	0	0	19	0	1	9	213	12	10	1,138
Fulton	11	32	0	0	3	0	0	0	0	0	0	46
Gallia	42	3	0	0	2	0	1	0	1	0	0	49
Geauga	11	40	1	0	0	0	0	0	0	0	4	56
Greene	25	102	0	0	6	0	0	0	0	0	0	133
Guernsey	0	0	0	48	0	0	0	0	0	0	0	48
Hamilton	650	0	0	0	18	0	0	0	0	0	0	668
Hancock	0	91	0	1	1	0	0	0	0	0	1	94
Hardin	0	26	0	1	2	0	0	0	0	0	4	33
Harrison	16	0	0	0	0	0	0	0	0	0	1	17
Henry	26	5	0	0	0	0	0	0	0	0	0	31
Highland	0	74	0	4	1	0	0	1	0	0	0	80
Hocking	41	0	0	0	2	0	0	0	0	0	5	48
Holmes	10	5	3	7	0	0	0	0	0	0	1	26
Huron	48	5	0	1	0	0	0	0	0	0	2	56
Jackson	0	56	0	0	3	0	0	0	0	0	0	59
Jefferson	55	0	0	0	0	0	0	0	0	0	1	56
Knox	0	72	0	0	1	0	0	0	0	0	4	77
Lake	183	0	0	1	7	1	0	0	0	0	11	203
Lawrence	75	0	0	0	1	0	0	1	0	0	8	85
Licking	96	70	0	1	8	0	0	9	2	0	6	192
Logan	0	57	0	0	5	0	0	1	0	0	10	73
Lorain	185	0	0	0	4	0	0	3	0	0	3	195

Courts of Common Pleas – Domestic Relations Division
Marriage Dissolutions without Children Terminations
2005

County	Uncontested Judge	Uncontested Magistrate	Trial by Judge	Trial by Magistrate	Voluntary Dismissal	Mediation/ Conciliation	Bankruptcy Stay/ Interlocutory Appeal	Transferred Out	Private Judge	Unavailability of Party	Other Terminations	Total Terminations
Lucas	258	22	0	0	6	0	0	0	0	0	6	292
Madison	32	2	0	0	2	0	0	0	0	0	0	36
Mahoning	132	0	1	0	2	0	0	0	0	0	3	138
Marion	58	0	0	0	1	0	0	0	0	0	0	59
Medina	138	12	0	0	3	0	0	12	0	1	9	175
Meigs	28	0	5	0	3	0	0	0	0	0	0	36
Mercer	0	29	0	0	1	0	0	0	0	0	1	31
Miami	136	1	0	0	7	0	0	0	0	0	0	144
Monroe	3	0	0	0	3	0	0	0	0	0	10	16
Montgomery	389	44	0	0	9	0	1	0	0	0	4	447
Morgan	19	0	0	0	2	0	0	0	0	0	0	21
Morrow	24	0	8	5	1	0	0	0	0	0	16	54
Muskingum	101	3	0	0	2	0	0	0	0	0	0	106
Noble	4	0	9	0	2	0	0	0	0	0	0	15
Ottawa	0	31	0	5	0	0	0	0	0	0	0	36
Paulding	11	0	0	0	0	0	0	0	0	0	0	11
Perry	34	0	0	1	0	2	0	0	0	0	3	40
Pickaway	3	0	57	8	1	0	0	0	0	0	0	69
Pike	45	0	0	0	1	0	0	0	0	0	0	46
Portage	104	54	0	1	2	0	0	0	0	0	6	167
Preble	22	8	20	0	4	0	0	0	0	0	0	54
Putnam	18	0	0	0	2	0	0	0	0	0	0	20
Richland	62	18	28	0	2	0	0	0	0	0	4	114
Ross	85	0	2	0	1	0	0	0	0	0	9	97
Sandusky	63	0	0	0	2	0	0	0	0	0	2	67
Scioto	53	15	0	0	3	1	0	0	0	0	9	81
Seneca	1	48	0	0	0	0	0	0	0	0	0	49
Shelby	1	62	0	1	1	0	0	0	0	0	0	65
Stark	56	270	0	0	5	0	0	0	0	0	26	357
Summit	447	1	0	0	2	0	0	0	0	0	28	478
Trumbull	227	8	7	1	6	0	0	0	0	0	4	253
Tuscarawas	0	127	0	8	5	0	0	0	0	0	6	146
Union	54	0	1	0	1	0	0	0	0	0	0	56
Van Wert	0	34	0	0	2	0	0	0	0	0	1	37
Vinton	20	0	0	0	6	0	0	0	0	1	0	27
Warren	159	10	1	1	1	0	0	0	0	0	3	175
Washington	67	0	0	0	4	0	0	0	0	0	1	72
Wayne	0	70	1	21	4	0	0	1	0	0	4	101
Williams	12	35	0	0	2	0	0	0	0	0	0	49
Wood	40	67	0	0	2	0	0	0	0	0	0	109
Wyandot	3	32	0	0	1	0	1	3	0	0	0	40
Statewide	6,929	2,818	160	144	306	5	5	88	216	15	304	10,990

Courts of Common Pleas – Domestic Relations Division
Change of Custody Overall Caseloads
2005

County	Cases Pending January 1	New Filings	Reactivations and Transfers	Total Cases	Total Terminations	Clearance Rate	Cases Pending December 31	Cases Pending Beyond Time Guidelines
Adams	11	0	13	24	20	154%	4	1
Allen	56	0	133	189	148	111%	41	3
Ashland	10	0	41	51	29	71%	22	8
Ashtabula	38	7	95	140	92	90%	48	17
Athens	8	0	21	29	16	76%	13	2
Auglaize	27	0	50	77	59	118%	18	1
Belmont	16	0	27	43	35	130%	8	2
Brown	31	0	41	72	47	115%	25	11
Butler	49	0	605	654	495	82%	159	0
Carroll	1	0	1	2	2	200%	0	0
Champaign	22	48	2	72	59	118%	13	12
Clark	52	5	134	191	114	82%	77	9
Clermont	41	0	176	217	185	105%	32	2
Clinton	22	0	40	62	46	115%	16	5
Columbiana	6	0	23	29	18	78%	11	0
Coshocton	16	0	38	54	41	108%	13	1
Crawford	25	0	30	55	34	113%	21	4
Cuyahoga	303	0	784	1,087	737	94%	350	71
Darke	16	42	1	59	37	86%	22	0
Defiance	10	0	14	24	15	107%	9	2
Delaware	37	14	39	90	62	117%	28	7
Erie	13	5	32	50	36	97%	14	2
Fairfield	78	31	238	347	261	97%	86	12
Fayette	7	0	28	35	23	82%	12	1
Franklin	338	0	627	965	549	88%	416	122
Fulton	29	4	37	70	42	102%	28	10
Gallia	3	0	19	22	14	74%	8	0
Geauga	5	2	6	13	10	125%	3	0
Greene	40	4	77	121	97	120%	24	2
Guernsey	11	2	37	50	45	115%	5	0
Hamilton	203	0	325	528	429	132%	99	0
Hancock	22	0	47	69	45	96%	24	5
Hardin	0	0	17	17	8	47%	9	0
Harrison	3	0	11	14	13	118%	1	0
Henry	20	1	5	26	11	183%	15	0
Highland	13	0	40	53	30	75%	23	3
Hocking	5	0	19	24	14	74%	10	1
Holmes	6	17	2	25	21	111%	4	0
Huron	28	1	58	87	61	103%	26	4
Jackson	15	0	29	44	31	107%	13	1
Jefferson	3	0	36	39	31	86%	8	0
Knox	21	36	0	57	37	103%	20	3
Lake	44	45	121	210	167	101%	43	5
Lawrence	34	0	75	109	72	96%	37	9
Licking	74	21	185	280	204	99%	76	2
Logan	25	0	62	87	59	95%	28	5

Courts of Common Pleas – Domestic Relations Division
Change of Custody Overall Caseloads
2005

County	Cases Pending January 1	New Filings	Reactivations and Transfers	Total Cases	Total Terminations	Clearance Rate	Cases Pending December 31	Cases Pending Beyond Time Guidelines
Lorain	80	180	2	262	197	108%	65	5
Lucas	143	1	336	480	340	101%	140	15
Madison	19	28	4	51	33	103%	18	2
Mahoning	33	0	126	159	109	87%	50	0
Marion	18	0	66	84	69	105%	15	0
Medina	36	0	92	128	95	103%	33	0
Meigs	4	3	12	19	16	107%	3	0
Mercer	10	0	43	53	41	95%	12	0
Miami	39	0	100	139	110	110%	29	0
Monroe	4	0	11	15	12	109%	3	1
Montgomery	127	4	237	368	266	110%	102	8
Morgan	5	0	13	18	14	108%	4	0
Morrow	1	5	27	33	29	91%	4	2
Muskingum	56	95	122	273	211	97%	62	3
Noble	1	0	4	5	4	100%	1	0
Ottawa	11	12	0	23	15	125%	8	0
Paulding	9	0	35	44	38	109%	6	0
Perry	5	23	0	28	20	87%	8	0
Pickaway	4	0	8	12	10	125%	2	0
Pike	24	0	26	50	24	92%	26	11
Portage	50	5	169	224	191	110%	33	1
Preble	12	20	1	33	21	100%	12	1
Putnam	4	0	8	12	12	150%	0	0
Richland	67	73	69	209	165	116%	44	18
Ross	59	2	40	101	51	121%	50	32
Sandusky	40	5	56	101	54	89%	47	21
Scioto	27	49	18	94	78	116%	16	1
Seneca	17	0	53	70	50	94%	20	1
Shelby	15	2	40	57	39	93%	18	0
Stark	143	9	321	473	380	115%	93	9
Summit	231	67	192	490	246	95%	244	11
Trumbull	78	2	175	255	156	88%	99	0
Tuscarawas	23	0	94	117	84	89%	33	3
Union	8	0	37	45	39	105%	6	0
Van Wert	11	3	32	46	39	111%	7	0
Vinton	3	5	10	18	12	80%	6	0
Warren	29	1	79	109	85	106%	24	1
Washington	12	44	0	56	51	116%	5	2
Wayne	18	15	46	79	64	105%	15	3
Williams	13	0	28	41	33	118%	8	2
Wood	36	1	52	89	57	108%	32	9
Wyandot	8	0	15	23	16	107%	7	0
Statewide	3,370	939	7,240	11,549	8,177	100%	3,372	507

Courts of Common Pleas – Domestic Relations Division
Change of Custody Terminations
2005

County	Uncontested Judge	Uncontested Magistrate	Trial by Judge	Trial by Magistrate	Voluntary Dismissal	Mediation/Conciliation	Bankruptcy Stay/ Interlocutory Appeal	Transferred Out	Private Judge	Unavailability of Party	Other Terminations	Total Terminations
Adams	0	1	0	12	1	0	0	3	0	0	3	20
Allen	9	76	2	27	14	0	0	0	0	0	20	148
Ashland	22	3	0	3	1	0	0	0	0	0	0	29
Ashtabula	46	7	1	1	7	0	0	1	0	0	29	92
Athens	0	0	0	9	0	0	0	1	0	0	6	16
Auglaize	47	0	8	0	2	0	0	0	0	0	2	59
Belmont	3	25	1	1	4	0	0	0	0	0	1	35
Brown	0	23	0	13	10	0	0	0	0	0	1	47
Butler	10	212	20	100	48	0	0	3	0	7	95	495
Carroll	2	0	0	0	0	0	0	0	0	0	0	2
Champaign	5	22	0	25	2	1	0	0	0	0	4	59
Clark	2	0	67	27	6	3	1	1	0	3	4	114
Clermont	0	0	16	139	9	19	0	0	0	2	0	185
Clinton	0	0	0	41	5	0	0	0	0	0	0	46
Columbiana	0	8	0	0	2	2	0	0	0	0	6	18
Coshocton	0	0	0	6	6	0	0	0	0	0	29	41
Crawford	0	16	0	5	1	4	0	0	0	0	8	34
Cuyahoga	3	5	141	450	138	0	0	0	0	0	0	737
Darke	7	8	0	12	7	0	0	1	0	0	2	37
Defiance	1	1	1	10	2	0	0	0	0	0	0	15
Delaware	0	21	0	16	13	1	0	1	0	0	10	62
Erie	1	26	0	1	1	0	0	0	0	4	3	36
Fairfield	128	64	10	9	14	0	1	0	0	1	34	261
Fayette	5	3	0	10	1	0	0	0	0	0	4	23
Franklin	121	34	1	9	75	0	1	0	0	4	304	549
Fulton	4	3	14	16	3	0	0	0	0	0	2	42
Gallia	0	0	0	12	0	0	0	0	0	0	2	14
Geauga	1	1	0	7	0	0	0	0	0	0	1	10
Greene	19	30	12	25	9	1	0	0	0	0	1	97
Guernsey	7	1	3	31	2	0	0	0	0	0	1	45
Hamilton	0	2	343	78	4	2	0	0	0	0	0	429
Hancock	0	25	4	8	7	0	0	1	0	0	0	45
Hardin	0	0	0	0	0	0	0	0	0	0	8	8
Harrison	8	0	1	0	1	2	0	0	0	0	1	13
Henry	6	3	0	0	2	0	0	0	0	0	0	11
Highland	0	0	0	24	6	0	0	0	0	0	0	30
Hocking	1	0	0	12	1	0	0	0	0	0	0	14
Holmes	0	4	3	6	6	0	0	0	0	0	2	21
Huron	0	0	8	48	4	0	0	0	0	0	1	61
Jackson	0	21	0	2	6	0	0	0	0	0	2	31
Jefferson	3	6	2	12	2	0	0	0	0	0	6	31
Knox	0	1	0	0	3	0	0	0	0	0	33	37
Lake	0	0	6	51	6	35	1	3	0	0	65	167
Lawrence	21	30	0	2	0	0	0	4	0	0	15	72
Licking	6	3	5	109	22	6	1	47	0	0	5	204
Logan	4	17	2	5	2	0	0	12	0	0	17	59
Lorain	128	3	0	0	25	0	0	4	0	1	36	197

Courts of Common Pleas – Domestic Relations Division
Change of Custody Terminations
2005

County	Uncontested Judge	Uncontested Magistrate	Trial by Judge	Trial by Magistrate	Voluntary Dismissal	Mediation/Conciliation	Bankruptcy Stay/ Interlocutory Appeal	Transferred Out	Private Judge	Unavailability of Party	Other Terminations	Total Terminations
Lucas	1	127	0	97	27	0	0	0	0	0	88	340
Madison	2	2	0	18	5	0	0	0	0	0	6	33
Mahoning	4	105	0	0	0	0	0	0	0	0	0	109
Marion	49	0	8	1	8	1	0	0	0	0	2	69
Medina	1	16	6	39	17	11	1	1	0	0	3	95
Meigs	0	0	12	0	4	0	0	0	0	0	0	16
Mercer	1	10	0	29	1	0	0	0	0	0	0	41
Miami	0	0	0	15	9	0	1	1	0	0	84	110
Monroe	0	0	3	0	0	0	0	0	0	0	9	12
Montgomery	0	151	0	55	18	2	2	0	0	0	38	266
Morgan	8	0	5	0	0	0	0	0	0	0	1	14
Morrow	0	0	7	17	1	0	1	0	0	0	3	29
Muskingum	86	14	13	52	35	0	0	0	0	1	10	211
Noble	0	0	2	0	0	0	0	0	0	0	2	4
Ottawa	0	0	0	4	0	0	0	0	0	0	11	15
Paulding	27	0	7	0	4	0	0	0	0	0	0	38
Perry	0	0	0	9	1	0	0	0	0	0	10	20
Pickaway	0	0	0	9	1	0	0	0	0	0	0	10
Pike	19	0	0	0	4	0	0	0	0	0	1	24
Portage	2	5	12	70	7	0	0	0	0	0	95	191
Preble	0	0	2	16	2	0	0	1	0	0	0	21
Putnam	1	0	0	0	3	0	0	0	0	0	8	12
Richland	95	41	8	4	4	0	1	0	0	2	10	165
Ross	4	8	12	7	3	0	0	0	0	0	17	51
Sandusky	0	1	0	0	2	0	0	0	0	0	51	54
Scioto	7	42	1	9	9	2	0	0	0	2	6	78
Seneca	1	29	0	11	5	0	0	0	0	1	3	50
Shelby	0	25	0	8	6	0	0	0	0	0	0	39
Stark	0	0	18	81	7	0	2	0	0	0	272	380
Summit	1	62	0	100	4	0	0	5	0	1	73	246
Trumbull	2	29	9	4	5	0	0	1	0	3	103	156
Tuscarawas	0	23	6	36	8	5	0	0	0	0	6	84
Union	0	0	24	0	4	0	0	1	0	0	10	39
Van Wert	0	33	0	0	5	0	0	0	0	1	0	39
Vinton	1	1	4	0	2	2	0	0	0	0	2	12
Warren	0	0	2	75	7	0	0	0	0	0	1	85
Washington	16	0	15	0	5	1	0	0	0	0	14	51
Wayne	0	18	0	35	4	0	0	0	0	0	7	64
Williams	0	31	0	0	2	0	0	0	0	0	0	33
Wood	0	47	0	1	3	0	0	0	0	0	6	57
Wyandot	3	7	3	2	0	0	0	1	0	0	0	16
Statewide	951	1,532	850	2,178	712	100	13	93	0	33	1,715	8,177

Courts of Common Pleas – Domestic Relations Division
Visitation Enforcement or Modification Overall Caseloads
2005

County	Cases Pending January 1	New Filings	Reactivations and Transfers	Total Cases	Total Terminations	Clearance Rate	Cases Pending December 31	Cases Pending Beyond Time Guidelines
Adams	5	0	7	12	6	86%	6	1
Allen	13	1	31	45	39	122%	6	1
Ashland	4	0	8	12	5	63%	7	2
Ashtabula	14	1	20	35	21	100%	14	4
Athens	7	0	11	18	10	91%	8	4
Auglaize	4	0	6	10	7	117%	3	0
Belmont	8	0	19	27	23	121%	4	1
Brown	5	0	9	14	11	122%	3	1
Butler	69	0	211	280	221	105%	59	0
Carroll	0	0	0	0	0	-	0	0
Champaign	10	5	0	15	12	240%	3	2
Clark	7	1	48	56	38	78%	18	0
Clermont	30	0	127	157	116	91%	41	5
Clinton	5	0	12	17	9	75%	8	1
Columbiana	1	0	4	5	3	75%	2	0
Coshocton	6	0	12	18	16	133%	2	0
Crawford	6	0	20	26	16	80%	10	0
Cuyahoga	185	0	352	537	308	88%	229	56
Darke	2	10	0	12	9	90%	3	0
Defiance	9	0	2	11	9	450%	2	1
Delaware	10	1	12	23	12	92%	11	3
Erie	6	1	7	14	8	100%	6	1
Fairfield	41	1	80	122	86	106%	36	9
Fayette	3	0	16	19	11	69%	8	1
Franklin	45	0	60	105	66	110%	39	21
Fulton	4	0	11	15	10	91%	5	1
Gallia	7	0	15	22	14	93%	8	1
Geauga	6	1	14	21	18	120%	3	0
Greene	20	0	37	57	37	100%	20	1
Guernsey	7	0	20	27	26	130%	1	0
Hamilton	278	0	283	561	295	104%	266	0
Hancock	7	0	9	16	7	78%	9	2
Hardin	1	1	10	12	10	91%	2	0
Harrison	2	0	6	8	6	100%	2	1
Henry	12	3	0	15	2	67%	13	0
Highland	6	0	20	26	16	80%	10	3
Hocking	3	0	8	11	7	88%	4	0
Holmes	2	9	0	11	9	100%	2	0
Huron	7	0	15	22	16	107%	6	0
Jackson	7	0	11	18	10	91%	8	2
Jefferson	7	0	16	23	22	138%	1	0
Knox	2	6	1	9	9	129%	0	0
Lake	23	11	80	114	94	103%	20	1
Lawrence	11	0	15	26	16	107%	10	4
Licking	39	5	130	174	136	101%	38	2
Logan	5	0	5	10	9	180%	1	1

Courts of Common Pleas – Domestic Relations Division
Visitation Enforcement or Modification Overall Caseloads
2005

County	Cases Pending January 1	New Filings	Reactivations and Transfers	Total Cases	Total Terminations	Clearance Rate	Cases Pending December 31	Cases Pending Beyond Time Guidelines
Lorain	17	31	1	49	38	119%	11	0
Lucas	45	0	101	146	95	94%	51	6
Madison	3	3	2	8	6	120%	2	0
Mahoning	19	0	55	74	54	98%	20	2
Marion	7	0	20	27	21	105%	6	0
Medina	35	0	84	119	86	102%	33	1
Meigs	1	0	2	3	2	100%	1	0
Mercer	3	0	4	7	5	125%	2	0
Miami	7	0	21	28	23	110%	5	0
Monroe	3	0	4	7	5	125%	2	0
Montgomery	32	1	142	175	126	88%	49	6
Morgan	1	0	3	4	3	100%	1	0
Morrow	2	1	5	8	3	50%	5	2
Muskingum	25	13	62	100	65	87%	35	4
Noble	3	1	8	12	10	111%	2	0
Ottawa	5	11	0	16	12	109%	4	0
Paulding	2	0	11	13	11	100%	2	0
Perry	2	2	0	4	4	200%	0	0
Pickaway	3	0	9	12	12	133%	0	0
Pike	16	3	14	33	16	94%	17	7
Portage	17	2	72	91	72	97%	19	2
Preble	7	13	1	21	13	93%	8	2
Putnam	0	0	2	2	2	100%	0	0
Richland	33	4	108	145	104	93%	41	5
Ross	14	2	13	29	16	107%	13	6
Sandusky	20	1	26	47	17	63%	30	16
Scioto	15	65	17	97	79	96%	18	1
Seneca	6	1	24	31	22	88%	9	2
Shelby	4	0	11	15	10	91%	5	0
Stark	74	0	299	373	310	104%	63	5
Summit	122	22	156	300	182	102%	118	4
Trumbull	31	0	78	109	67	86%	42	0
Tuscarawas	18	0	65	83	62	95%	21	1
Union	2	0	12	14	10	83%	4	0
Van Wert	2	0	8	10	7	88%	3	0
Vinton	1	0	1	2	2	200%	0	0
Warren	25	2	58	85	73	122%	12	1
Washington	15	47	0	62	52	111%	10	1
Wayne	3	2	20	25	21	95%	4	1
Williams	4	0	5	9	7	140%	2	0
Wood	15	0	31	46	30	97%	16	3
Wyandot	1	0	6	7	5	83%	2	0
Statewide	1,611	284	3,341	5,236	3,591	99%	1,645	211

Courts of Common Pleas – Domestic Relations Division
Visitation Enforcement or Modification Terminations
2005

County	Uncontested Judge	Uncontested Magistrate	Trial by Judge	Trial by Magistrate	Voluntary Dismissal	Mediation/Conciliation	Bankruptcy Stay/ Interlocutory Appeal	Transferred Out	Private Judge	Unavailability of Party	Other Terminations	Total Terminations
Adams	0	0	0	4	0	0	0	0	0	0	2	6
Allen	3	14	0	13	6	0	0	0	0	0	3	39
Ashland	3	0	0	2	0	0	0	0	0	0	0	5
Ashtabula	1	6	0	1	6	0	0	2	0	0	5	21
Athens	0	0	0	3	1	0	0	0	0	0	6	10
Auglaize	3	0	2	0	2	0	0	0	0	0	0	7
Belmont	4	13	0	0	3	0	0	0	0	0	3	23
Brown	0	3	0	6	1	0	0	0	0	0	1	11
Butler	0	38	24	45	37	0	0	4	0	0	73	221
Carroll	0	0	0	0	0	0	0	0	0	0	0	0
Champaign	0	7	0	4	0	0	0	0	0	1	0	12
Clark	0	0	3	34	1	0	0	0	0	0	0	38
Clermont	0	0	8	83	10	12	0	0	0	1	2	116
Clinton	0	0	0	6	2	0	0	0	0	0	1	9
Columbiana	0	1	1	0	0	1	0	0	0	0	0	3
Coshocton	0	0	0	5	3	0	0	0	0	0	8	16
Crawford	0	6	2	3	1	1	0	0	0	0	3	16
Cuyahoga	0	1	21	222	64	0	0	0	0	0	0	308
Darke	2	2	0	4	1	0	0	0	0	0	0	9
Defiance	0	0	0	8	1	0	0	0	0	0	0	9
Delaware	0	6	0	1	3	0	0	0	0	0	2	12
Erie	0	6	0	0	1	0	0	0	0	0	1	8
Fairfield	10	37	3	8	10	1	0	0	0	1	16	86
Fayette	5	2	1	2	1	0	0	0	0	0	0	11
Franklin	1	3	3	4	11	0	0	0	0	0	44	66
Fulton	2	1	5	1	1	0	0	0	0	0	0	10
Gallia	0	0	0	13	1	0	0	0	0	0	0	14
Geauga	0	6	1	5	3	0	0	0	0	0	3	18
Greene	5	8	9	9	6	0	0	0	0	0	0	37
Guernsey	3	1	1	16	1	0	0	1	0	0	3	26
Hamilton	0	0	109	183	3	0	0	0	0	0	0	295
Hancock	0	2	0	1	2	0	0	0	0	0	2	7
Hardin	0	0	0	0	0	0	0	0	0	0	10	10
Harrison	4	0	0	0	1	1	0	0	0	0	0	6
Henry	1	0	0	0	1	0	0	0	0	0	0	2
Highland	0	0	0	14	2	0	0	0	0	0	0	16
Hocking	0	0	0	6	1	0	0	0	0	0	0	7
Holmes	0	0	0	2	3	0	0	0	0	0	4	9
Huron	0	0	1	9	5	0	0	0	0	0	1	16
Jackson	0	7	0	0	1	0	0	0	1	0	1	10
Jefferson	1	0	3	1	0	0	0	0	0	0	17	22
Knox	0	0	0	0	1	0	0	0	0	0	8	9
Lake	0	0	1	35	6	22	0	0	0	0	30	94
Lawrence	3	10	0	0	0	0	0	0	0	0	3	16
Licking	3	2	8	77	12	4	1	24	1	0	4	136
Logan	0	3	0	1	0	0	1	0	0	0	4	9
Lorain	17	4	0	2	4	0	0	1	0	1	9	38

Courts of Common Pleas – Domestic Relations Division
Visitation Enforcement or Modification Terminations
2005

County	Uncontested Judge	Uncontested Magistrate	Trial by Judge	Trial by Magistrate	Voluntary Dismissal	Mediation/ Conciliation	Bankruptcy Stay/ Interlocutory Appeal	Transferred Out	Private Judge	Unavailability of Party	Other Terminations	Total Terminations
Lucas	0	38	0	18	18	0	0	0	0	0	21	95
Madison	0	0	0	5	1	0	0	0	0	0	0	6
Mahoning	0	54	0	0	0	0	0	0	0	0	0	54
Marion	10	0	2	0	6	2	0	0	0	0	1	21
Medina	2	10	10	42	3	7	4	2	0	2	4	86
Meigs	0	0	1	0	1	0	0	0	0	0	0	2
Mercer	0	1	0	3	1	0	0	0	0	0	0	5
Miami	0	0	1	2	5	0	0	0	0	0	15	23
Monroe	0	0	3	0	0	0	0	0	0	0	2	5
Montgomery	1	63	0	35	12	0	0	0	0	0	15	126
Morgan	0	0	3	0	0	0	0	0	0	0	0	3
Morrow	0	0	0	2	0	0	0	0	0	0	1	3
Muskingum	26	4	4	17	14	0	0	0	0	0	0	65
Noble	0	0	6	0	2	0	0	0	0	0	2	10
Ottawa	0	0	0	2	0	0	0	0	0	0	10	12
Paulding	7	0	4	0	0	0	0	0	0	0	0	11
Perry	0	0	1	1	0	0	0	0	0	0	2	4
Pickaway	1	0	0	10	1	0	0	0	0	0	0	12
Pike	14	0	0	0	1	0	0	0	0	0	1	16
Portage	1	0	10	28	2	0	0	0	0	0	31	72
Preble	2	0	2	8	1	0	0	0	0	0	0	13
Putnam	0	0	0	0	0	0	0	0	0	0	2	2
Richland	45	32	4	5	11	0	1	0	0	0	6	104
Ross	0	3	0	11	2	0	0	0	0	0	0	16
Sandusky	0	0	0	0	0	0	0	0	0	0	17	17
Scioto	1	50	0	11	9	2	0	0	0	0	6	79
Seneca	0	8	0	7	2	0	0	0	0	0	5	22
Shelby	0	4	0	4	2	0	0	0	0	0	0	10
Stark	0	0	21	71	9	0	0	0	0	0	209	310
Summit	0	32	1	93	3	0	0	0	0	2	51	182
Trumbull	0	17	4	1	3	1	0	0	0	0	41	67
Tuscarawas	0	17	2	23	6	6	0	2	0	0	6	62
Union	0	0	6	0	1	0	1	0	0	0	2	10
Van Wert	0	5	0	0	2	0	0	0	0	0	0	7
Vinton	0	0	2	0	0	0	0	0	0	0	0	2
Warren	1	0	2	55	12	0	0	0	0	0	3	73
Washington	9	0	8	0	7	16	0	0	0	1	11	52
Wayne	0	4	0	13	1	0	0	0	0	0	3	21
Williams	0	7	0	0	0	0	0	0	0	0	0	7
Wood	0	21	0	3	2	0	0	0	0	0	4	30
Wyandot	0	4	0	0	1	0	0	0	0	0	0	5
Statewide	191	563	303	1,303	360	76	8	36	2	9	740	3,591

Courts of Common Pleas – Domestic Relations Division
Support Enforcement or Modification Overall Caseloads
2005

County	Cases Pending January 1	New Filings	Reactivations and Transfers	Total Cases	Total Terminations	Clearance Rate	Cases Pending December 31	Cases Pending Beyond Time Guidelines
Adams	35	11	110	156	131	108%	25	0
Allen	201	39	366	606	461	114%	145	0
Ashland	35	1	101	137	109	107%	28	2
Ashtabula	182	37	269	488	300	98%	188	32
Athens	86	1	509	596	409	80%	187	2
Auglaize	11	0	105	116	111	106%	5	0
Belmont	59	0	183	242	186	102%	56	0
Brown	32	0	188	220	177	94%	43	5
Butler	360	0	943	1,303	1,110	118%	193	1
Carroll	0	0	75	75	75	100%	0	0
Champaign	50	313	23	386	338	101%	48	11
Clark	260	52	805	1,117	925	108%	192	4
Clermont	330	1	1,234	1,565	1,245	101%	320	4
Clinton	108	11	107	226	146	124%	80	30
Columbiana	192	2	714	908	708	99%	200	7
Coshocton	30	1	381	412	369	97%	43	0
Crawford	41	0	130	171	141	108%	30	0
Cuyahoga	1,006	0	2,257	3,263	2,349	104%	914	76
Darke	29	178	2	209	164	91%	45	0
Defiance	29	0	165	194	160	97%	34	1
Delaware	107	52	172	331	225	100%	106	12
Erie	59	1	274	334	218	79%	116	3
Fairfield	320	285	1,942	2,547	2,191	98%	356	8
Fayette	33	0	132	165	130	98%	35	0
Franklin	555	0	1,457	2,012	1,442	99%	570	64
Fulton	16	4	38	58	36	86%	22	1
Gallia	28	0	214	242	202	94%	40	0
Geauga	62	9	122	193	147	112%	46	2
Greene	144	3	392	539	398	101%	141	2
Guernsey	25	6	265	296	267	99%	29	0
Hamilton	816	16	2,170	3,002	2,661	122%	341	0
Hancock	95	0	255	350	248	97%	102	18
Hardin	15	8	164	187	147	85%	40	0
Harrison	11	0	111	122	98	88%	24	2
Henry	65	44	21	130	25	38%	105	0
Highland	36	0	205	241	190	93%	51	0
Hocking	14	0	35	49	42	120%	7	0
Holmes	13	163	32	208	194	99%	14	0
Huron	76	80	386	542	475	102%	67	2
Jackson	38	0	49	87	54	110%	33	9
Jefferson	7	0	38	45	41	108%	4	0
Knox	22	270	5	297	278	101%	19	0
Lake	225	297	220	742	552	107%	190	7
Lawrence	101	0	176	277	195	111%	82	10
Licking	460	201	1,254	1,915	1,515	104%	400	1
Logan	29	0	377	406	334	89%	72	1

Courts of Common Pleas – Domestic Relations Division
Support Enforcement or Modification Overall Caseloads
2005

County	Cases Pending January 1	New Filings	Reactivations and Transfers	Total Cases	Total Terminations	Clearance Rate	Cases Pending December 31	Cases Pending Beyond Time Guidelines
Lorain	118	446	1	565	465	104%	100	1
Lucas	237	0	734	971	731	100%	240	3
Madison	33	74	7	114	89	110%	25	1
Mahoning	101	5	587	693	470	79%	223	2
Marion	72	0	371	443	321	87%	122	2
Medina	204	0	1,593	1,797	1,590	100%	207	1
Meigs	22	0	166	188	166	100%	22	0
Mercer	26	0	184	210	197	107%	13	0
Miami	104	0	251	355	259	103%	96	0
Monroe	9	0	33	42	29	88%	13	0
Montgomery	191	46	856	1,093	729	81%	364	11
Morgan	17	0	114	131	116	102%	15	0
Morrow	2	11	62	75	64	88%	11	0
Muskingum	250	262	1,901	2,413	2,149	99%	264	1
Noble	15	0	36	51	39	108%	12	4
Ottawa	1	3	5	9	8	100%	1	0
Paulding	19	0	132	151	129	98%	22	0
Perry	21	53	0	74	68	128%	6	0
Pickaway	57	3	304	364	309	101%	55	0
Pike	27	3	21	51	20	83%	31	15
Portage	73	2	383	458	360	94%	98	2
Preble	16	50	22	88	62	86%	26	0
Putnam	18	0	36	54	39	108%	15	8
Richland	273	261	467	1,001	804	110%	197	1
Ross	129	1	101	231	121	119%	110	45
Sandusky	61	19	88	168	103	96%	65	27
Scioto	41	102	91	234	192	99%	42	0
Seneca	26	0	66	92	73	111%	19	0
Shelby	22	2	103	127	106	101%	21	0
Stark	233	0	3,629	3,862	3,616	100%	246	3
Summit	1,081	842	1,695	3,618	2,254	89%	1,364	26
Trumbull	126	1	327	454	354	108%	100	0
Tuscarawas	109	2	315	426	311	98%	115	4
Union	30	0	97	127	106	109%	21	0
Van Wert	38	0	231	269	224	97%	45	0
Vinton	10	18	85	113	102	99%	11	0
Warren	261	1	664	926	774	116%	152	2
Washington	62	660	0	722	673	102%	49	0
Wayne	55	158	171	384	258	78%	126	1
Williams	24	0	99	123	94	95%	29	0
Wood	73	19	300	392	281	88%	111	5
Wyandot	8	0	80	88	74	93%	14	1
Statewide	10,743	5,130	35,581	51,454	40,848	100%	10,606	483

Courts of Common Pleas – Domestic Relations Division
Support Enforcement or Modification Terminations
2005

County	Uncontested Judge	Uncontested Magistrate	Trial by Judge	Trial by Magistrate	Voluntary Dismissal	Mediation/Conciliation	Bankruptcy Stay/ Interlocutory Appeal	Transferred Out	Private Judge	Unavailability of Party	Other Terminations	Total Terminations
Adams	0	6	1	70	13	0	0	0	0	26	15	131
Allen	61	181	11	79	81	0	1	0	0	1	46	461
Ashland	7	6	8	66	19	0	0	0	0	0	3	109
Ashtabula	35	108	3	7	40	0	0	1	0	6	100	300
Athens	0	0	19	329	18	0	0	1	0	3	39	409
Auglaize	95	0	12	0	3	0	0	0	0	0	1	111
Belmont	2	124	1	0	29	0	0	0	0	26	4	186
Brown	1	116	0	5	30	0	0	0	0	11	14	177
Butler	6	119	61	447	70	0	0	1	0	89	317	1,110
Carroll	64	0	0	0	11	0	0	0	0	0	0	75
Champaign	202	10	7	99	3	0	0	0	0	16	1	338
Clark	32	0	170	607	54	1	7	0	0	35	19	925
Clermont	0	0	75	928	121	13	0	0	0	101	7	1,245
Clinton	0	0	9	56	63	0	1	0	0	13	4	146
Columbiana	2	43	2	236	72	77	1	4	0	44	227	708
Coshocton	0	0	0	11	22	0	2	1	0	0	333	369
Crawford	0	14	30	61	4	1	1	0	0	14	16	141
Cuyahoga	2	13	78	1,954	302	0	0	0	0	0	0	2,349
Darke	23	26	0	57	45	0	0	0	0	7	6	164
Defiance	0	3	0	136	18	0	0	0	0	0	3	160
Delaware	0	85	1	54	66	0	1	0	0	0	18	225
Erie	1	121	1	1	13	0	0	0	0	64	17	218
Fairfield	198	591	46	50	127	0	3	0	0	51	1,125	2,191
Fayette	3	10	21	77	11	0	0	0	0	5	3	130
Franklin	53	252	50	176	240	0	4	1	0	104	562	1,442
Fulton	7	0	10	12	6	0	0	0	0	0	1	36
Gallia	0	29	6	61	55	0	0	0	0	0	51	202
Geauga	4	59	1	42	12	0	1	2	0	1	25	147
Greene	47	66	30	180	67	0	1	0	0	7	0	398
Guernsey	16	4	0	183	24	0	0	1	0	34	5	267
Hamilton	0	6	1,374	1,201	78	2	0	0	0	0	0	2,661
Hancock	2	177	3	16	44	0	1	0	0	4	1	248
Hardin	1	0	0	0	36	0	1	1	0	22	86	147
Harrison	71	0	19	0	4	1	0	0	0	3	0	98
Henry	5	17	0	0	3	0	0	0	0	0	0	25
Highland	0	0	0	100	77	0	0	0	0	10	3	190
Hocking	0	0	0	33	7	0	0	0	0	0	2	42
Holmes	0	156	4	10	19	0	0	0	0	1	4	194
Huron	0	0	2	85	26	0	0	1	0	24	337	475
Jackson	0	17	0	10	15	0	0	0	0	7	5	54
Jefferson	5	7	1	6	0	0	0	1	0	0	21	41
Knox	0	4	0	5	4	0	0	0	0	0	265	278
Lake	1	0	2	411	67	0	1	13	0	0	57	552
Lawrence	16	137	0	3	20	0	0	1	0	0	18	195
Licking	2	6	16	888	223	0	2	234	0	0	144	1,515
Logan	2	217	2	75	8	0	0	12	0	0	18	334
Lorain	96	150	0	10	8	0	0	3	0	0	198	465

Courts of Common Pleas – Domestic Relations Division
Support Enforcement or Modification Terminations
2005

County	Uncontested Judge	Uncontested Magistrate	Trial by Judge	Trial by Magistrate	Voluntary Dismissal	Mediation/ Conciliation	Bankruptcy Stay/ Interlocutory Appeal	Transferred Out	Private Judge	Unavailability of Party	Other Terminations	Total Terminations
Lucas	0	327	2	118	194	0	0	0	0	0	90	731
Madison	0	2	0	41	36	0	0	0	0	1	9	89
Mahoning	13	451	0	0	0	0	0	5	1	0	0	470
Marion	206	0	2	1	79	0	1	0	0	1	31	321
Medina	10	1,024	103	259	83	12	11	5	0	69	14	1,590
Meigs	1	0	144	0	16	0	0	1	0	1	3	166
Mercer	3	116	13	52	7	0	0	0	0	6	0	197
Miami	0	0	5	35	80	0	1	0	0	0	138	259
Monroe	2	0	8	1	8	0	0	0	0	0	10	29
Montgomery	0	342	4	156	90	0	14	0	0	4	119	729
Morgan	38	0	52	1	5	0	0	0	0	4	16	116
Morrow	0	0	11	29	0	0	0	0	0	0	24	64
Muskingum	849	496	11	330	393	0	1	0	0	66	3	2,149
Noble	0	0	27	0	5	0	0	0	0	0	7	39
Ottawa	0	0	0	5	0	0	0	0	0	0	3	8
Paulding	78	5	24	2	16	0	0	0	0	0	4	129
Perry	0	0	0	18	10	0	0	0	0	0	40	68
Pickaway	2	1	1	298	2	0	0	0	0	4	1	309
Pike	16	0	1	0	1	0	0	0	0	0	2	20
Portage	0	2	8	154	5	0	0	0	0	0	191	360
Preble	2	0	5	38	6	0	1	0	0	9	1	62
Putnam	22	0	0	0	7	0	0	0	0	1	9	39
Richland	105	401	8	37	113	0	0	0	0	50	90	804
Ross	7	36	3	47	20	0	0	1	0	0	7	121
Sandusky	1	1	1	2	16	1	0	0	0	2	79	103
Scioto	3	133	1	11	32	0	1	0	0	6	5	192
Seneca	8	28	0	20	10	0	0	0	0	6	1	73
Shelby	0	15	0	40	42	0	0	0	0	7	2	106
Stark	0	0	33	427	9	0	3	1	0	0	3,143	3,616
Summit	2	95	10	1,132	31	0	0	12	0	29	943	2,254
Trumbull	9	96	26	4	9	0	0	0	0	0	210	354
Tuscarawas	0	45	7	171	27	3	0	0	0	0	58	311
Union	0	0	52	1	26	0	0	2	0	0	25	106
Van Wert	0	194	0	0	23	0	0	0	0	7	0	224
Vinton	78	0	10	0	9	0	0	0	0	3	2	102
Warren	0	0	12	561	73	0	2	0	0	111	15	774
Washington	176	0	97	0	72	3	0	3	0	13	309	673
Wayne	3	46	0	115	9	0	0	1	0	6	78	258
Williams	1	86	0	0	7	0	0	0	0	0	0	94
Wood	1	192	0	7	11	0	0	0	0	0	70	281
Wyandot	3	53	1	6	2	0	0	3	0	6	0	74
Statewide	2,701	7,067	2,758	12,956	3,862	114	63	312	1	1,141	9,873	40,848

Courts of Common Pleas – Domestic Relations Division
Domestic Violence Overall Caseloads
2005

County	Cases Pending January 1	New Filings	Reactivations and Transfers	Total Cases	Total Terminations	Clearance Rate	Cases Pending December 31	Cases Pending Beyond Time Guidelines
Adams	14	109	7	130	123	106%	7	3
Allen	8	141	0	149	138	98%	11	6
Ashland	3	77	0	80	74	96%	6	5
Ashtabula	9	39	0	48	39	100%	9	8
Athens	14	111	0	125	103	93%	22	16
Auglaize	4	38	0	42	38	100%	4	0
Belmont	6	35	1	42	37	103%	5	4
Brown	13	261	0	274	232	89%	42	24
Butler	36	1,369	0	1,405	1,348	98%	57	1
Carroll	0	28	0	28	26	93%	2	0
Champaign	8	91	0	99	84	92%	15	13
Clark	29	498	106	633	603	100%	30	4
Clermont	51	820	12	883	849	102%	34	4
Clinton	16	186	0	202	181	97%	21	13
Columbiana	20	245	4	269	248	100%	21	15
Coshocton	5	54	3	62	60	105%	2	1
Crawford	11	106	0	117	105	99%	12	3
Cuyahoga	86	420	119	625	537	100%	88	56
Darke	4	95	9	108	103	99%	5	1
Defiance	3	10	0	13	12	120%	1	0
Delaware	8	61	0	69	55	90%	14	11
Erie	18	227	8	253	238	101%	15	11
Fairfield	5	102	18	125	113	94%	12	4
Fayette	5	59	2	66	62	102%	4	2
Franklin	94	1,269	56	1,419	1,319	100%	100	0
Fulton	2	13	0	15	13	100%	2	0
Gallia	0	21	0	21	21	100%	0	0
Geauga	6	76	2	84	78	100%	6	6
Greene	56	206	1	263	248	120%	15	7
Guernsey	0	0	0	0	0	-	0	0
Hamilton	0	1,631	0	1,631	1,602	98%	29	0
Hancock	31	209	3	243	216	102%	27	18
Hardin	8	39	7	54	51	111%	3	0
Harrison	0	6	0	6	6	100%	0	0
Henry	26	13	2	41	28	187%	13	0
Highland	13	135	14	162	155	104%	7	2
Hocking	3	81	7	91	84	95%	7	0
Holmes	2	26	0	28	28	108%	0	0
Huron	4	50	3	57	52	98%	5	0
Jackson	9	41	0	50	30	73%	20	14
Jefferson	0	29	3	32	31	97%	1	3
Knox	0	0	0	0	0	-	0	0
Lake	8	146	1	155	151	103%	4	0
Lawrence	16	139	16	171	156	101%	15	6
Licking	35	463	29	527	496	101%	31	6
Logan	7	179	28	214	205	99%	9	7

Courts of Common Pleas – Domestic Relations Division
Domestic Violence Overall Caseloads
2005

County	Cases Pending January 1	New Filings	Reactivations and Transfers	Total Cases	Total Terminations	Clearance Rate	Cases Pending December 31	Cases Pending Beyond Time Guidelines
Lorain	1	282	0	283	280	99%	3	0
Lucas	92	938	32	1,062	1,010	104%	52	20
Madison	0	18	4	22	18	82%	4	0
Mahoning	22	774	3	799	756	97%	43	0
Marion	3	129	1	133	125	96%	8	2
Medina	14	281	23	318	303	100%	15	0
Meigs	2	45	3	50	47	98%	3	1
Mercer	1	10	5	16	15	100%	1	1
Miami	4	291	0	295	284	98%	11	0
Monroe	1	18	0	19	16	89%	3	0
Montgomery	160	1,416	8	1,584	1,419	100%	165	0
Morgan	0	3	0	3	0	0%	3	0
Morrow	28	29	5	62	49	144%	13	11
Muskingum	8	127	3	138	133	102%	5	1
Noble	6	26	2	34	30	107%	4	3
Ottawa	20	80	0	100	81	101%	19	0
Paulding	1	2	1	4	4	133%	0	0
Perry	2	41	0	43	43	105%	0	0
Pickaway	1	47	7	55	53	98%	2	0
Pike	19	95	0	114	96	101%	18	14
Portage	20	96	33	149	131	102%	18	14
Preble	1	85	0	86	85	100%	1	0
Putnam	2	41	1	44	41	98%	3	2
Richland	1	220	2	223	210	95%	13	5
Ross	34	96	0	130	104	108%	26	17
Sandusky	25	108	0	133	101	94%	32	29
Scioto	20	182	5	207	201	107%	6	1
Seneca	16	299	0	315	307	103%	8	0
Shelby	3	31	0	34	30	97%	4	0
Stark	21	191	1	213	202	105%	11	1
Summit	67	772	0	839	780	101%	59	21
Trumbull	51	282	34	367	323	102%	44	0
Tuscarawas	4	93	2	99	92	97%	7	2
Union	1	27	0	28	27	100%	1	1
Van Wert	2	19	8	29	28	104%	1	0
Vinton	1	100	0	101	99	99%	2	0
Warren	40	500	152	692	641	98%	51	26
Washington	10	110	0	120	111	101%	9	7
Wayne	3	56	1	60	55	96%	5	2
Williams	0	10	0	10	8	80%	2	0
Wood	42	285	1	328	275	96%	53	40
Wyandot	9	46	6	61	57	110%	4	1
Statewide	1,454	18,255	804	20,513	19,048	100%	1,465	496

Courts of Common Pleas – Domestic Relations Division
Domestic Violence Terminations
2005

County	Uncontested Judge	Uncontested Magistrate	Trial by Judge	Trial by Magistrate	Voluntary Dismissal	Mediation/Conciliation	Bankruptcy Stay/ Interlocutory Appeal	Transferred Out	Private Judge	Unavailability of Party	Other Terminations	Total Terminations
Adams	1	1	1	30	48	0	0	0	0	0	42	123
Allen	25	13	7	17	40	0	0	0	0	0	36	138
Ashland	3	6	8	35	18	0	0	0	0	2	2	74
Ashtabula	9	3	3	1	14	0	0	0	0	0	9	39
Athens	6	0	6	35	51	0	2	0	0	0	3	103
Auglaize	6	0	16	0	11	0	0	0	0	0	5	38
Belmont	0	14	0	0	8	0	0	0	0	0	15	37
Brown	0	1	0	66	162	0	0	3	0	0	0	232
Butler	8	208	90	139	244	0	0	3	0	87	569	1,348
Carroll	6	0	14	0	5	0	0	0	0	0	1	26
Champaign	3	11	2	62	5	0	0	0	0	1	0	84
Clark	0	0	4	444	56	0	0	0	0	68	31	603
Clermont	0	0	10	739	93	1	0	0	0	4	2	849
Clinton	0	0	0	69	110	0	0	1	0	1	0	181
Columbiana	1	62	2	85	88	4	0	1	0	1	4	248
Coshocton	5	0	23	0	26	0	0	0	0	5	1	60
Crawford	0	3	0	80	13	0	0	0	0	0	9	105
Cuyahoga	2	241	0	0	205	0	0	84	0	0	5	537
Darke	1	0	18	36	48	0	0	0	0	0	0	103
Defiance	7	0	0	0	5	0	0	0	0	0	0	12
Delaware	0	29	0	4	18	1	0	2	0	1	0	55
Erie	1	111	0	12	7	0	0	1	0	4	102	238
Fairfield	3	27	0	29	45	0	0	0	0	0	9	113
Fayette	0	2	0	41	9	0	0	0	0	3	7	62
Franklin	630	1	62	2	340	0	0	21	0	156	107	1,319
Fulton	4	0	3	2	4	0	0	0	0	0	0	13
Gallia	0	0	7	0	9	0	0	0	0	0	5	21
Geauga	0	16	0	18	30	0	0	1	0	9	4	78
Greene	21	49	15	74	79	0	0	2	0	8	0	248
Guernsey	0	0	0	0	0	0	0	0	0	0	0	0
Hamilton	0	0	9	367	1,197	29	0	0	0	0	0	1,602
Hancock	0	63	5	32	92	0	0	0	0	0	24	216
Hardin	0	2	0	4	25	0	0	0	0	1	19	51
Harrison	3	1	1	0	1	0	0	0	0	0	0	6
Henry	24	0	0	0	4	0	0	0	0	0	0	28
Highland	0	0	0	104	50	0	0	0	0	0	1	155
Hocking	4	0	51	3	26	0	0	0	0	0	0	84
Holmes	2	0	3	14	4	0	0	0	0	0	5	28
Huron	0	0	1	46	2	0	0	0	0	0	3	52
Jackson	0	1	0	8	21	0	0	0	0	0	0	30
Jefferson	1	0	2	2	11	0	0	0	0	0	15	31
Knox	0	0	0	0	0	0	0	0	0	0	0	0
Lake	0	0	7	31	13	0	1	2	0	0	97	151
Lawrence	45	0	1	0	12	0	0	7	0	0	91	156
Licking	1	0	24	283	147	0	0	27	0	0	14	496
Logan	19	4	78	2	47	0	2	19	0	0	34	205
Lorain	74	66	0	0	5	0	0	0	0	0	135	280

Courts of Common Pleas – Domestic Relations Division
Domestic Violence Terminations
2005

County	Uncontested Judge	Uncontested Magistrate	Trial by Judge	Trial by Magistrate	Voluntary Dismissal	Mediation/Conciliation	Bankruptcy Stay/ Interlocutory Appeal	Transferred Out	Private Judge	Unavailability of Party	Other Terminations	Total Terminations
Lucas	2	298	0	291	129	0	0	2	0	0	288	1,010
Madison	0	0	11	1	5	0	0	0	0	0	1	18
Mahoning	5	531	0	0	0	0	0	0	0	0	220	756
Marion	41	0	49	2	27	0	0	0	0	4	2	125
Medina	3	1	8	228	23	1	0	0	0	24	15	303
Meigs	0	0	11	1	32	0	0	1	0	0	2	47
Mercer	1	2	3	5	3	0	0	0	0	0	1	15
Miami	0	0	0	32	115	0	0	0	0	5	132	284
Monroe	1	0	3	0	7	0	0	0	0	0	5	16
Montgomery	0	4	1	756	363	0	0	2	0	0	293	1,419
Morgan	0	0	0	0	0	0	0	0	0	0	0	0
Morrow	0	0	5	14	7	1	0	1	2	0	19	49
Muskingum	0	16	6	69	34	0	0	0	0	6	2	133
Noble	0	0	13	0	9	0	0	0	0	0	8	30
Ottawa	0	0	0	75	3	0	0	0	0	0	3	81
Paulding	1	0	1	0	2	0	0	0	0	0	0	4
Perry	0	0	0	29	3	0	1	0	0	0	10	43
Pickaway	6	0	28	5	13	0	0	0	0	0	1	53
Pike	68	0	2	0	17	0	0	0	0	1	8	96
Portage	1	0	2	105	10	0	0	0	0	5	8	131
Preble	3	2	79	0	1	0	0	0	0	0	0	85
Putnam	21	0	0	15	2	0	0	0	0	1	2	41
Richland	5	68	6	28	59	0	0	0	0	3	41	210
Ross	12	2	11	4	29	0	0	1	0	0	45	104
Sandusky	0	2	0	0	5	0	0	0	0	0	94	101
Scioto	6	95	2	14	78	0	0	0	0	0	6	201
Seneca	35	82	7	60	82	0	0	3	0	5	33	307
Shelby	0	6	0	9	14	0	0	0	0	1	0	30
Stark	0	0	0	112	5	0	0	0	0	0	85	202
Summit	1	8	4	468	3	0	0	0	0	2	294	780
Trumbull	0	42	93	27	55	0	0	1	0	0	105	323
Tuscarawas	0	5	0	33	14	0	0	0	0	0	40	92
Union	0	0	11	1	7	0	0	0	0	1	7	27
Van Wert	0	19	0	0	9	0	0	0	0	0	0	28
Vinton	0	0	72	0	26	0	0	0	0	0	1	99
Warren	0	0	3	276	45	0	0	0	0	1	316	641
Washington	7	0	59	0	16	2	0	6	0	1	20	111
Wayne	1	6	2	8	4	0	0	1	0	0	33	55
Williams	7	0	0	0	1	0	0	0	0	0	0	8
Wood	2	187	1	27	30	0	0	4	0	0	24	275
Wyandot	0	9	7	28	11	0	0	0	0	0	2	57
Statewide	1,144	2,320	973	5,639	4,746	39	6	196	2	411	3,572	19,048

Courts of Common Pleas – Domestic Relations Division
U.I.F.S.A. Overall Caseloads
2005

County	Cases Pending January 1	New Filings	Reactivations and Transfers	Total Cases	Total Terminations	Clearance Rate	Cases Pending December 31	Cases Pending Beyond Time Guidelines
Adams	2	2	1	5	5	167%	0	0
Allen	8	11	0	19	15	136%	4	0
Ashland	0	1	0	1	1	100%	0	0
Ashtabula	2	9	1	12	4	40%	8	6
Athens	4	11	0	15	9	82%	6	5
Auglaize	0	0	0	0	0	-	0	0
Belmont	16	31	3	50	43	126%	7	1
Brown	6	28	0	34	31	111%	3	1
Butler	0	13	0	13	13	100%	0	0
Carroll	0	2	0	2	2	100%	0	0
Champaign	3	4	1	8	6	120%	2	1
Clark	0	26	0	26	18	69%	8	2
Clermont	5	46	2	53	41	85%	12	2
Clinton	2	6	0	8	5	83%	3	1
Columbiana	17	120	5	142	100	80%	42	4
Coshocton	0	2	0	2	2	100%	0	0
Crawford	0	0	0	0	0	-	0	0
Cuyahoga	107	322	5	434	344	105%	90	45
Darke	0	0	0	0	0	-	0	0
Defiance	2	6	0	8	5	83%	3	0
Delaware	0	0	0	0	0	-	0	0
Erie	0	0	0	0	0	-	0	0
Fairfield	2	23	4	29	26	96%	3	0
Fayette	3	3	0	6	4	133%	2	1
Franklin	0	0	0	0	0	-	0	0
Fulton	2	47	1	50	42	88%	8	0
Gallia	12	12	1	25	19	146%	6	0
Geauga	0	0	1	1	0	0%	1	0
Greene	2	9	0	11	7	78%	4	0
Guernsey	6	8	0	14	12	150%	2	0
Hamilton	20	504	2	526	499	99%	27	0
Hancock	0	0	0	0	0	-	0	0
Hardin	2	4	1	7	5	100%	2	0
Harrison	0	6	0	6	5	83%	1	0
Henry	7	3	1	11	2	50%	9	0
Highland	0	0	0	0	0	-	0	0
Hocking	0	0	1	1	1	100%	0	0
Holmes	0	1	0	1	1	100%	0	0
Huron	0	0	0	0	0	-	0	0
Jackson	0	0	0	0	0	-	0	0
Jefferson	0	4	0	4	4	100%	0	1
Knox	2	6	0	8	5	83%	3	0
Lake	7	30	0	37	27	90%	10	1
Lawrence	0	0	0	0	0	-	0	0
Licking	8	16	4	28	25	125%	3	0
Logan	0	0	0	0	0	-	0	0

Courts of Common Pleas – Domestic Relations Division
U.I.F.S.A. Overall Caseloads
2005

County	Cases Pending January 1	New Filings	Reactivations and Transfers	Total Cases	Total Terminations	Clearance Rate	Cases Pending December 31	Cases Pending Beyond Time Guidelines
Lorain	6	29	0	35	27	93%	8	0
Lucas	0	0	0	0	0	-	0	0
Madison	3	12	0	15	10	83%	5	5
Mahoning	1	11	0	12	9	82%	3	0
Marion	0	0	0	0	0	-	0	0
Medina	4	20	4	28	25	104%	3	0
Meigs	0	6	0	6	6	100%	0	0
Mercer	3	27	0	30	26	96%	4	0
Miami	2	10	0	12	11	110%	1	0
Monroe	0	0	0	0	0	-	0	0
Montgomery	0	0	0	0	0	-	0	0
Morgan	0	0	0	0	0	-	0	0
Morrow	6	1	1	8	7	350%	1	1
Muskingum	4	19	1	24	22	110%	2	0
Noble	0	1	0	1	1	100%	0	0
Ottawa	2	8	0	10	8	100%	2	0
Paulding	0	0	0	0	0	-	0	0
Perry	0	0	0	0	0	-	0	0
Pickaway	2	12	1	15	8	62%	7	0
Pike	0	0	0	0	0	-	0	0
Portage	15	39	1	55	41	103%	14	5
Preble	4	6	0	10	9	150%	1	0
Putnam	1	3	2	6	4	80%	2	1
Richland	1	13	0	14	9	69%	5	4
Ross	33	44	0	77	52	118%	25	16
Sandusky	0	0	0	0	0	-	0	0
Scioto	4	22	0	26	20	91%	6	1
Seneca	0	0	0	0	0	-	0	0
Shelby	0	8	0	8	5	63%	3	1
Stark	0	0	0	0	0	-	0	0
Summit	92	127	0	219	147	116%	72	12
Trumbull	23	101	1	125	97	95%	28	0
Tuscarawas	6	4	0	10	8	200%	2	1
Union	3	12	0	15	14	117%	1	0
Van Wert	4	4	0	8	8	200%	0	0
Vinton	0	3	0	3	3	100%	0	0
Warren	4	17	2	23	19	100%	4	2
Washington	0	1	0	1	1	100%	0	0
Wayne	0	20	0	20	16	80%	4	0
Williams	1	6	0	7	6	100%	1	0
Wood	0	0	0	0	0	-	0	0
Wyandot	3	1	0	4	4	400%	0	0
Statewide	474	1,903	47	2,424	1,951	100%	473	120

Courts of Common Pleas – Domestic Relations Division
U.I.F.S.A. Terminations
2005

County	Uncontested Judge	Uncontested Magistrate	Trial by Judge	Trial by Magistrate	Voluntary Dismissal	Mediation/Conciliation	Bankruptcy Stay/ Interlocutory Appeal	Transferred Out	Private Judge	Unavailability of Party	Other Terminations	Total Terminations
Adams	0	0	0	0	1	0	0	0	0	1	3	5
Allen	1	9	1	2	1	0	0	0	0	0	1	15
Ashland	1	0	0	0	0	0	0	0	0	0	0	1
Ashtabula	0	1	0	0	0	0	0	0	0	0	3	4
Athens	0	0	1	1	5	0	0	0	0	0	2	9
Auglaize	0	0	0	0	0	0	0	0	0	0	0	0
Belmont	0	31	0	1	9	0	0	0	0	1	1	43
Brown	0	17	0	0	2	0	0	12	0	0	0	31
Butler	0	0	0	0	0	0	0	0	0	0	13	13
Carroll	2	0	0	0	0	0	0	0	0	0	0	2
Champaign	4	0	0	2	0	0	0	0	0	0	0	6
Clark	0	0	0	1	6	0	0	0	0	0	11	18
Clermont	0	0	34	7	0	0	0	0	0	0	0	41
Clinton	0	0	0	1	3	0	0	1	0	0	0	5
Columbiana	29	0	0	13	8	0	0	0	0	8	42	100
Coshocton	0	0	0	0	0	0	0	0	0	0	2	2
Crawford	0	0	0	0	0	0	0	0	0	0	0	0
Cuyahoga	172	101	0	0	68	0	0	0	0	0	3	344
Darke	0	0	0	0	0	0	0	0	0	0	0	0
Defiance	2	1	0	1	1	0	0	0	0	0	0	5
Delaware	0	0	0	0	0	0	0	0	0	0	0	0
Erie	0	0	0	0	0	0	0	0	0	0	0	0
Fairfield	0	2	0	0	2	0	0	0	0	0	22	26
Fayette	0	0	0	3	1	0	0	0	0	0	0	4
Franklin	0	0	0	0	0	0	0	0	0	0	0	0
Fulton	0	1	0	2	3	0	0	0	0	0	36	42
Gallia	0	0	0	9	10	0	0	0	0	0	0	19
Geauga	0	0	0	0	0	0	0	0	0	0	0	0
Greene	4	2	0	1	0	0	0	0	0	0	0	7
Guernsey	9	0	0	3	0	0	0	0	0	0	0	12
Hamilton	0	5	54	252	185	3	0	0	0	0	0	499
Hancock	0	0	0	0	0	0	0	0	0	0	0	0
Hardin	0	0	0	0	2	0	0	0	0	0	3	5
Harrison	3	0	1	0	1	0	0	0	0	0	0	5
Henry	2	0	0	0	0	0	0	0	0	0	0	2
Highland	0	0	0	0	0	0	0	0	0	0	0	0
Hocking	0	0	0	0	1	0	0	0	0	0	0	1
Holmes	0	0	0	0	0	0	0	0	0	0	1	1
Huron	0	0	0	0	0	0	0	0	0	0	0	0
Jackson	0	0	0	0	0	0	0	0	0	0	0	0
Jefferson	0	0	0	0	0	0	0	1	0	0	3	4
Knox	0	0	0	2	0	0	0	0	0	0	3	5
Lake	12	0	0	6	2	0	0	0	0	0	7	27
Lawrence	0	0	0	0	0	0	0	0	0	0	0	0
Licking	0	0	0	12	7	0	0	4	0	0	2	25
Logan	0	0	0	0	0	0	0	0	0	0	0	0
Lorain	22	1	0	0	0	0	0	0	0	0	4	27

Courts of Common Pleas – Domestic Relations Division
U.I.F.S.A. Terminations
2005

County	Uncontested Judge	Uncontested Magistrate	Trial by Judge	Trial by Magistrate	Voluntary Dismissal	Mediation/Conciliation	Bankruptcy Stay/ Interlocutory Appeal	Transferred Out	Private Judge	Unavailability of Party	Other Terminations	Total Terminations
Lucas	0	0	0	0	0	0	0	0	0	0	0	0
Madison	0	0	0	6	3	0	0	0	0	0	1	10
Mahoning	0	9	0	0	0	0	0	0	0	0	0	9
Marion	0	0	0	0	0	0	0	0	0	0	0	0
Medina	7	1	0	8	0	0	0	0	0	3	6	25
Meigs	0	0	6	0	0	0	0	0	0	0	0	6
Mercer	1	3	0	15	5	0	0	2	0	0	0	26
Miami	0	0	0	0	0	0	0	0	0	0	11	11
Monroe	0	0	0	0	0	0	0	0	0	0	0	0
Montgomery	0	0	0	0	0	0	0	0	0	0	0	0
Morgan	0	0	0	0	0	0	0	0	0	0	0	0
Morrow	0	0	0	1	0	0	0	0	0	0	6	7
Muskingum	7	4	0	3	4	0	0	0	0	1	3	22
Noble	0	0	0	0	1	0	0	0	0	0	0	1
Ottawa	0	0	0	8	0	0	0	0	0	0	0	8
Paulding	0	0	0	0	0	0	0	0	0	0	0	0
Perry	0	0	0	0	0	0	0	0	0	0	0	0
Pickaway	0	0	0	5	1	0	0	0	0	2	0	8
Pike	0	0	0	0	0	0	0	0	0	0	0	0
Portage	0	0	0	15	1	0	0	0	0	0	25	41
Preble	0	0	0	9	0	0	0	0	0	0	0	9
Putnam	4	0	0	0	0	0	0	0	0	0	0	4
Richland	0	5	0	1	1	0	0	0	0	2	0	9
Ross	3	4	0	3	23	0	0	0	0	1	18	52
Sandusky	0	0	0	0	0	0	0	0	0	0	0	0
Scioto	0	5	0	0	1	0	0	0	0	0	14	20
Seneca	0	0	0	0	0	0	0	0	0	0	0	0
Shelby	0	2	0	0	1	0	0	0	0	0	2	5
Stark	0	0	0	0	0	0	0	0	0	0	0	0
Summit	0	0	0	95	1	0	0	0	0	2	49	147
Trumbull	0	17	14	11	1	0	0	0	0	0	54	97
Tuscarawas	0	2	0	1	0	0	0	0	0	0	5	8
Union	0	0	10	0	1	0	0	0	0	0	3	14
Van Wert	0	3	0	0	4	0	0	0	0	1	0	8
Vinton	2	0	1	0	0	0	0	0	0	0	0	3
Warren	0	0	1	2	1	0	0	1	0	0	14	19
Washington	1	0	0	0	0	0	0	0	0	0	0	1
Wayne	0	2	0	10	0	0	0	1	0	0	3	16
Williams	6	0	0	0	0	0	0	0	0	0	0	6
Wood	0	0	0	0	0	0	0	0	0	0	0	0
Wyandot	0	2	0	1	0	0	0	0	0	0	1	4
Statewide	294	230	123	513	367	3	0	22	0	22	377	1,951

Courts of Common Pleas – Domestic Relations Division
Parentage Overall Caseloads
2005

County	Cases Pending January 1	New Filings	Reactivations and Transfers	Total Cases	Total Terminations	Clearance Rate	Cases Pending December 31	Cases Pending Beyond Time Guidelines
Adams	0	0	0	0	0	-	0	0
Allen	0	10	0	10	0	0%	10	0
Ashland	0	0	0	0	0	-	0	0
Ashtabula	0	0	0	0	0	-	0	0
Athens	0	0	0	0	0	-	0	0
Auglaize	0	0	0	0	0	-	0	0
Belmont	0	0	0	0	0	-	0	0
Brown	0	0	0	0	0	-	0	0
Butler	0	0	0	0	0	-	0	0
Carroll	0	0	0	0	0	-	0	0
Champaign	0	0	0	0	0	-	0	0
Clark	0	0	0	0	0	-	0	0
Clermont	0	0	0	0	0	-	0	0
Clinton	0	0	0	0	0	-	0	0
Columbiana	0	0	0	0	0	-	0	0
Coshocton	0	0	0	0	0	-	0	0
Crawford	0	0	0	0	0	-	0	0
Cuyahoga	101	153	4	258	159	101%	99	10
Darke	0	0	0	0	0	-	0	0
Defiance	0	0	0	0	0	-	0	0
Delaware	0	0	0	0	0	-	0	0
Erie	0	0	0	0	0	-	0	0
Fairfield	37	139	9	185	157	106%	28	0
Fayette	0	0	0	0	0	-	0	0
Franklin	0	0	0	0	0	-	0	0
Fulton	0	0	0	0	0	-	0	0
Gallia	0	0	0	0	0	-	0	0
Geauga	0	0	0	0	0	-	0	0
Greene	0	0	0	0	0	-	0	0
Guernsey	0	0	0	0	0	-	0	0
Hamilton	0	0	0	0	0	-	0	0
Hancock	0	0	0	0	0	-	0	0
Hardin	1	0	1	2	2	200%	0	0
Harrison	1	0	0	1	1	-	0	0
Henry	0	1	0	1	0	0%	1	0
Highland	0	0	0	0	0	-	0	0
Hocking	0	0	0	0	0	-	0	0
Holmes	0	0	0	0	0	-	0	0
Huron	0	0	0	0	0	-	0	0
Jackson	0	0	0	0	0	-	0	0
Jefferson	0	0	0	0	0	-	0	0
Knox	0	0	0	0	0	-	0	0
Lake	2	0	1	3	3	300%	0	0
Lawrence	0	0	0	0	0	-	0	0
Licking	47	464	35	546	477	96%	69	0
Logan	0	0	0	0	0	-	0	0

Courts of Common Pleas – Domestic Relations Division
Parentage Overall Caseloads
2005

County	Cases Pending January 1	New Filings	Reactivations and Transfers	Total Cases	Total Terminations	Clearance Rate	Cases Pending December 31	Cases Pending Beyond Time Guidelines
Lorain	0	0	0	0	0	-	0	0
Lucas	0	0	0	0	0	-	0	0
Madison	0	0	0	0	0	-	0	0
Mahoning	0	0	0	0	0	-	0	0
Marion	0	0	0	0	0	-	0	0
Medina	0	0	1	1	1	100%	0	0
Meigs	0	0	0	0	0	-	0	0
Mercer	0	0	0	0	0	-	0	0
Miami	0	0	0	0	0	-	0	0
Monroe	0	0	0	0	0	-	0	0
Montgomery	0	0	0	0	0	-	0	0
Morgan	0	0	0	0	0	-	0	0
Morrow	0	0	1	1	0	0%	1	0
Muskingum	5	7	3	15	12	120%	3	0
Noble	0	0	1	1	1	100%	0	0
Ottawa	0	0	0	0	0	-	0	0
Paulding	1	0	0	1	1	-	0	0
Perry	0	0	0	0	0	-	0	0
Pickaway	0	0	0	0	0	-	0	0
Pike	0	0	0	0	0	-	0	0
Portage	0	0	0	0	0	-	0	0
Preble	0	0	0	0	0	-	0	0
Putnam	0	0	1	1	1	100%	0	0
Richland	106	329	26	461	368	104%	93	3
Ross	1	0	0	1	0	-	1	1
Sandusky	0	0	0	0	0	-	0	0
Scioto	26	76	2	104	77	99%	27	1
Seneca	0	0	0	0	0	-	0	0
Shelby	0	0	0	0	0	-	0	0
Stark	0	0	0	0	0	-	0	0
Summit	283	390	1	674	384	98%	290	5
Trumbull	0	0	0	0	0	-	0	0
Tuscarawas	0	0	0	0	0	-	0	0
Union	0	0	0	0	0	-	0	0
Van Wert	0	0	0	0	0	-	0	0
Vinton	0	0	0	0	0	-	0	0
Warren	0	0	0	0	0	-	0	0
Washington	0	0	0	0	0	-	0	0
Wayne	0	1	0	1	1	100%	0	0
Williams	0	0	0	0	0	-	0	1
Wood	0	0	0	0	0	-	0	0
Wyandot	0	0	0	0	0	-	0	0
Statewide	611	1,570	86	2,267	1,645	99%	622	21

Courts of Common Pleas – Domestic Relations Division
Parentage Terminations
2005

County	Uncontested Judge	Uncontested Magistrate	Trial by Judge	Trial by Magistrate	Voluntary Dismissal	Mediation/ Conciliation	Bankruptcy Stay/ Interlocutory Appeal	Transferred Out	Private Judge	Unavailability of Party	Other Terminations	Total Terminations
Adams	0	0	0	0	0	0	0	0	0	0	0	0
Allen	0	0	0	0	0	0	0	0	0	0	0	0
Ashland	0	0	0	0	0	0	0	0	0	0	0	0
Ashtabula	0	0	0	0	0	0	0	0	0	0	0	0
Athens	0	0	0	0	0	0	0	0	0	0	0	0
Auglaize	0	0	0	0	0	0	0	0	0	0	0	0
Belmont	0	0	0	0	0	0	0	0	0	0	0	0
Brown	0	0	0	0	0	0	0	0	0	0	0	0
Butler	0	0	0	0	0	0	0	0	0	0	0	0
Carroll	0	0	0	0	0	0	0	0	0	0	0	0
Champaign	0	0	0	0	0	0	0	0	0	0	0	0
Clark	0	0	0	0	0	0	0	0	0	0	0	0
Clermont	0	0	0	0	0	0	0	0	0	0	0	0
Clinton	0	0	0	0	0	0	0	0	0	0	0	0
Columbiana	0	0	0	0	0	0	0	0	0	0	0	0
Coshocton	0	0	0	0	0	0	0	0	0	0	0	0
Crawford	0	0	0	0	0	0	0	0	0	0	0	0
Cuyahoga	3	110	0	0	46	0	0	0	0	0	0	159
Darke	0	0	0	0	0	0	0	0	0	0	0	0
Defiance	0	0	0	0	0	0	0	0	0	0	0	0
Delaware	0	0	0	0	0	0	0	0	0	0	0	0
Erie	0	0	0	0	0	0	0	0	0	0	0	0
Fairfield	107	16	1	3	14	0	0	0	0	0	16	157
Fayette	0	0	0	0	0	0	0	0	0	0	0	0
Franklin	0	0	0	0	0	0	0	0	0	0	0	0
Fulton	0	0	0	0	0	0	0	0	0	0	0	0
Gallia	0	0	0	0	0	0	0	0	0	0	0	0
Geauga	0	0	0	0	0	0	0	0	0	0	0	0
Greene	0	0	0	0	0	0	0	0	0	0	0	0
Guernsey	0	0	0	0	0	0	0	0	0	0	0	0
Hamilton	0	0	0	0	0	0	0	0	0	0	0	0
Hancock	0	0	0	0	0	0	0	0	0	0	0	0
Hardin	0	0	0	0	0	0	0	0	0	0	2	2
Harrison	1	0	0	0	0	0	0	0	0	0	0	1
Henry	0	0	0	0	0	0	0	0	0	0	0	0
Highland	0	0	0	0	0	0	0	0	0	0	0	0
Hocking	0	0	0	0	0	0	0	0	0	0	0	0
Holmes	0	0	0	0	0	0	0	0	0	0	0	0
Huron	0	0	0	0	0	0	0	0	0	0	0	0
Jackson	0	0	0	0	0	0	0	0	0	0	0	0
Jefferson	0	0	0	0	0	0	0	0	0	0	0	0
Knox	0	0	0	0	0	0	0	0	0	0	0	0
Lake	0	0	0	3	0	0	0	0	0	0	0	3
Lawrence	0	0	0	0	0	0	0	0	0	0	0	0
Licking	9	349	1	46	46	0	0	25	0	0	1	477
Logan	0	0	0	0	0	0	0	0	0	0	0	0
Lorain	0	0	0	0	0	0	0	0	0	0	0	0

Courts of Common Pleas – Domestic Relations Division
Parentage Terminations
2005

County	Uncontested Judge	Uncontested Magistrate	Trial by Judge	Trial by Magistrate	Voluntary Dismissal	Mediation/ Conciliation	Bankruptcy Stay/ Interlocutory Appeal	Transferred Out	Private Judge	Unavailability of Party	Other Terminations	Total Terminations
Lucas	0	0	0	0	0	0	0	0	0	0	0	0
Madison	0	0	0	0	0	0	0	0	0	0	0	0
Mahoning	0	0	0	0	0	0	0	0	0	0	0	0
Marion	0	0	0	0	0	0	0	0	0	0	0	0
Medina	0	0	0	1	0	0	0	0	0	0	0	1
Meigs	0	0	0	0	0	0	0	0	0	0	0	0
Mercer	0	0	0	0	0	0	0	0	0	0	0	0
Miami	0	0	0	0	0	0	0	0	0	0	0	0
Monroe	0	0	0	0	0	0	0	0	0	0	0	0
Montgomery	0	0	0	0	0	0	0	0	0	0	0	0
Morgan	0	0	0	0	0	0	0	0	0	0	0	0
Morrow	0	0	0	0	0	0	0	0	0	0	0	0
Muskingum	0	1	0	5	5	0	0	0	0	0	1	12
Noble	0	0	1	0	0	0	0	0	0	0	0	1
Ottawa	0	0	0	0	0	0	0	0	0	0	0	0
Paulding	1	0	0	0	0	0	0	0	0	0	0	1
Perry	0	0	0	0	0	0	0	0	0	0	0	0
Pickaway	0	0	0	0	0	0	0	0	0	0	0	0
Pike	0	0	0	0	0	0	0	0	0	0	0	0
Portage	0	0	0	0	0	0	0	0	0	0	0	0
Preble	0	0	0	0	0	0	0	0	0	0	0	0
Putnam	0	0	0	0	0	0	0	0	0	1	0	1
Richland	74	195	0	9	40	0	0	0	0	12	38	368
Ross	0	0	0	0	0	0	0	0	0	0	0	0
Sandusky	0	0	0	0	0	0	0	0	0	0	0	0
Scioto	0	53	0	1	21	0	0	0	0	1	1	77
Seneca	0	0	0	0	0	0	0	0	0	0	0	0
Shelby	0	0	0	0	0	0	0	0	0	0	0	0
Stark	0	0	0	0	0	0	0	0	0	0	0	0
Summit	3	29	3	183	8	0	0	0	0	0	158	384
Trumbull	0	0	0	0	0	0	0	0	0	0	0	0
Tuscarawas	0	0	0	0	0	0	0	0	0	0	0	0
Union	0	0	0	0	0	0	0	0	0	0	0	0
Van Wert	0	0	0	0	0	0	0	0	0	0	0	0
Vinton	0	0	0	0	0	0	0	0	0	0	0	0
Warren	0	0	0	0	0	0	0	0	0	0	0	0
Washington	0	0	0	0	0	0	0	0	0	0	0	0
Wayne	0	0	0	0	0	0	0	0	0	0	1	1
Williams	0	0	0	0	0	0	0	0	0	0	0	0
Wood	0	0	0	0	0	0	0	0	0	0	0	0
Wyandot	0	0	0	0	0	0	0	0	0	0	0	0
Statewide	198	753	6	251	180	0	0	25	0	14	218	1,645

Courts of Common Pleas – Domestic Relations Division
All Others Overall Caseloads
2005

County	Cases Pending January 1	New Filings	Reactivations and Transfers	Total Cases	Total Terminations	Clearance Rate	Cases Pending December 31	Cases Pending Beyond Time Guidelines
Adams	7	3	15	25	22	122%	3	1
Allen	16	0	63	79	64	102%	15	1
Ashland	15	0	28	43	39	139%	4	3
Ashtabula	16	0	31	47	33	106%	14	8
Athens	7	0	7	14	10	143%	4	2
Auglaize	18	3	124	145	124	98%	21	1
Belmont	2	4	0	6	5	125%	1	1
Brown	0	1	0	1	1	100%	0	0
Butler	384	2	2,380	2,766	2,366	99%	400	7
Carroll	0	0	0	0	0	-	0	0
Champaign	25	113	0	138	103	91%	35	12
Clark	0	0	4	4	4	100%	0	0
Clermont	39	5	194	238	195	98%	43	7
Clinton	13	14	31	58	37	82%	21	9
Columbiana	0	2	0	2	2	100%	0	0
Coshocton	5	0	16	21	17	106%	4	1
Crawford	9	0	18	27	17	94%	10	3
Cuyahoga	15	27	1	43	34	121%	9	4
Darke	2	19	1	22	13	65%	9	1
Defiance	2	11	1	14	11	92%	3	0
Delaware	12	12	12	36	26	108%	10	5
Erie	10	1	13	24	13	93%	11	2
Fairfield	22	2	248	272	239	96%	33	4
Fayette	5	3	20	28	17	74%	11	1
Franklin	244	0	520	764	501	96%	263	118
Fulton	1	1	4	6	4	80%	2	0
Gallia	8	0	18	26	16	89%	10	3
Geauga	14	11	26	51	43	116%	8	2
Greene	24	2	79	105	73	90%	32	0
Guernsey	8	2	54	64	60	107%	4	0
Hamilton	33	226	1,407	1,666	1,289	79%	377	0
Hancock	51	12	59	122	85	120%	37	18
Hardin	2	6	23	31	28	97%	3	0
Harrison	2	1	18	21	15	79%	6	3
Henry	31	2	1	34	6	200%	28	0
Highland	9	0	48	57	40	83%	17	6
Hocking	3	0	23	26	20	87%	6	0
Holmes	5	57	0	62	57	100%	5	0
Huron	10	2	27	39	34	117%	5	0
Jackson	16	0	5	21	16	320%	5	3
Jefferson	8	2	24	34	32	123%	2	0
Knox	7	27	1	35	29	104%	6	2
Lake	100	74	261	435	350	104%	85	11
Lawrence	15	13	43	71	45	80%	26	8
Licking	63	49	127	239	214	122%	25	0
Logan	14	0	47	61	42	89%	19	11

Courts of Common Pleas – Domestic Relations Division
All Others Overall Caseloads
2005

County	Cases Pending January 1	New Filings	Reactivations and Transfers	Total Cases	Total Terminations	Clearance Rate	Cases Pending December 31	Cases Pending Beyond Time Guidelines
Lorain	66	249	2	317	259	103%	58	3
Lucas	169	4	514	687	514	99%	173	35
Madison	7	17	0	24	17	100%	7	4
Mahoning	34	0	139	173	138	99%	35	1
Marion	17	4	40	61	45	102%	16	3
Medina	50	1	185	236	193	104%	43	3
Meigs	10	0	52	62	56	108%	6	1
Mercer	3	0	14	17	15	107%	2	1
Miami	19	0	78	97	90	115%	7	0
Monroe	3	0	18	21	16	89%	5	1
Montgomery	101	0	397	498	420	106%	78	12
Morgan	2	2	17	21	17	89%	4	0
Morrow	1	4	10	15	13	93%	2	0
Muskingum	14	1	87	102	76	86%	26	3
Noble	6	0	13	19	16	123%	3	0
Ottawa	11	8	0	19	14	175%	5	0
Paulding	3	0	15	18	17	113%	1	1
Perry	3	10	0	13	13	130%	0	0
Pickaway	1	3	1	5	5	125%	0	0
Pike	11	1	13	25	20	143%	5	1
Portage	33	0	100	133	114	114%	19	6
Preble	14	22	13	49	36	103%	13	5
Putnam	16	3	33	52	46	128%	6	2
Richland	172	0	493	665	475	96%	190	23
Ross	24	3	21	48	19	79%	29	23
Sandusky	35	118	27	180	134	92%	46	21
Scioto	47	133	33	213	176	106%	37	4
Seneca	12	1	47	60	48	100%	12	0
Shelby	14	1	52	67	58	109%	9	0
Stark	126	0	1,623	1,749	1,632	101%	117	13
Summit	222	50	453	725	513	102%	212	21
Trumbull	59	0	175	234	172	98%	62	0
Tuscarawas	35	5	137	177	134	94%	43	10
Union	4	1	9	14	13	130%	1	0
Van Wert	7	4	12	23	20	125%	3	0
Vinton	2	0	6	8	6	100%	2	0
Warren	40	0	165	205	147	89%	58	4
Washington	4	62	0	66	53	85%	13	0
Wayne	15	24	31	70	56	102%	14	1
Williams	8	0	20	28	21	105%	7	0
Wood	30	3	52	85	59	107%	26	8
Wyandot	1	0	0	1	1	-	0	0
Statewide	2,743	1,443	11,119	15,305	12,278	98%	3,027	468

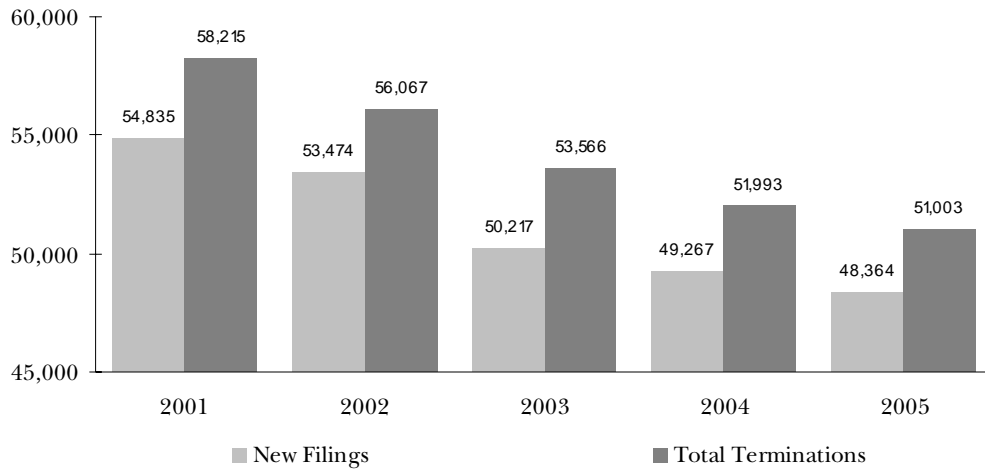
Courts of Common Pleas – Domestic Relations Division
All Others Terminations
2005

County	Uncontested Judge	Uncontested Magistrate	Trial by Judge	Trial by Magistrate	Voluntary Dismissal	Mediation/ Conciliation	Bankruptcy Stay/ Interlocutory Appeal	Transferred Out	Private Judge	Unavailability of Party	Other Terminations	Total Terminations
Adams	0	0	0	9	3	0	0	0	0	0	10	22
Allen	5	13	4	12	19	0	4	0	0	0	7	64
Ashland	6	11	6	6	10	0	0	0	0	0	0	39
Ashtabula	6	7	4	1	4	0	0	1	0	0	10	33
Athens	0	0	0	7	0	0	0	0	0	0	3	10
Auglaize	54	0	21	0	13	0	1	0	0	7	28	124
Belmont	0	4	0	0	1	0	0	0	0	0	0	5
Brown	0	0	0	0	0	0	0	0	0	0	1	1
Butler	31	160	309	602	225	0	4	11	0	155	869	2,366
Carroll	0	0	0	0	0	0	0	0	0	0	0	0
Champaign	10	74	0	17	0	0	1	0	0	0	1	103
Clark	0	0	2	1	1	0	0	0	0	0	0	4
Clermont	0	1	12	155	18	2	0	0	0	5	2	195
Clinton	0	0	0	16	9	0	0	1	0	0	11	37
Columbiana	1	0	0	0	0	0	0	0	0	0	1	2
Coshocton	0	0	0	6	3	0	1	0	0	0	7	17
Crawford	0	5	3	7	1	1	0	0	0	0	0	17
Cuyahoga	14	12	0	0	5	0	0	2	0	0	1	34
Darke	0	0	0	9	4	0	0	0	0	0	0	13
Defiance	4	3	0	4	0	0	0	0	0	0	0	11
Delaware	0	12	0	4	5	0	1	0	0	0	4	26
Erie	0	5	1	0	0	0	0	0	0	3	4	13
Fairfield	64	20	18	8	17	0	0	0	0	1	111	239
Fayette	0	1	0	10	2	0	0	0	1	0	3	17
Franklin	79	19	53	24	133	0	1	0	0	21	171	501
Fulton	0	0	3	0	0	0	0	0	0	0	1	4
Gallia	0	0	0	11	4	0	0	0	0	0	1	16
Geauga	2	8	0	12	6	0	1	2	0	0	12	43
Greene	19	11	8	21	14	0	0	0	0	0	0	73
Guernsey	25	1	3	24	1	1	0	0	0	0	5	60
Hamilton	0	0	391	893	5	0	0	0	0	0	0	1,289
Hancock	0	41	4	18	14	1	0	1	0	0	6	85
Hardin	0	1	0	1	4	0	0	0	0	0	22	28
Harrison	5	0	6	0	2	0	0	0	0	0	2	15
Henry	4	2	0	0	0	0	0	0	0	0	0	6
Highland	0	0	0	31	5	0	0	0	0	2	2	40
Hocking	0	0	0	16	4	0	0	0	0	0	0	20
Holmes	1	4	11	14	9	0	0	1	0	0	17	57
Huron	0	0	0	22	7	0	1	1	0	0	3	34
Jackson	0	8	1	1	3	0	0	0	0	0	3	16
Jefferson	1	0	4	1	4	0	0	1	0	0	21	32
Knox	0	1	0	0	5	0	0	0	0	0	23	29
Lake	0	0	31	87	70	3	6	3	0	0	150	350
Lawrence	18	8	0	0	5	0	0	2	0	0	12	45
Licking	10	22	14	84	32	0	1	35	0	0	16	214
Logan	6	10	0	12	2	0	3	0	0	0	9	42
Lorain	105	48	0	8	25	0	1	1	0	0	71	259

Courts of Common Pleas – Domestic Relations Division
All Others Terminations
2005

County	Uncontested Judge	Uncontested Magistrate	Trial by Judge	Trial by Magistrate	Voluntary Dismissal	Mediation/ Conciliation	Bankruptcy Stay/ Interlocutory Appeal	Transferred Out	Private Judge	Unavailability of Party	Other Terminations	Total Terminations
Lucas	0	119	3	177	67	0	0	0	0	0	148	514
Madison	1	0	0	8	4	0	0	0	0	0	4	17
Mahoning	5	131	0	0	0	0	0	2	0	0	0	138
Marion	27	0	7	0	5	0	0	1	0	1	4	45
Medina	6	23	27	71	31	1	7	4	0	5	18	193
Meigs	0	0	46	0	8	0	0	0	0	0	2	56
Mercer	0	1	0	11	3	0	0	0	0	0	0	15
Miami	0	0	2	29	14	0	1	0	0	0	44	90
Monroe	0	0	4	0	3	0	0	0	0	0	9	16
Montgomery	5	208	86	51	31	1	6	1	0	1	30	420
Morgan	4	0	3	0	2	0	0	0	0	0	8	17
Morrow	0	0	2	5	4	0	0	0	0	0	2	13
Muskingum	47	5	7	6	9	0	2	0	0	0	0	76
Noble	0	0	6	0	5	0	0	0	0	0	5	16
Ottawa	0	0	0	7	0	0	0	0	0	0	7	14
Paulding	6	0	5	0	3	0	1	0	0	1	1	17
Perry	0	0	0	5	1	0	2	0	0	0	5	13
Pickaway	0	0	0	3	1	0	0	0	0	1	0	5
Pike	12	0	1	0	3	0	0	0	0	0	4	20
Portage	1	1	10	42	5	0	0	0	0	0	55	114
Preble	2	1	4	19	6	0	1	1	0	0	2	36
Putnam	19	0	0	0	3	0	0	0	0	2	22	46
Richland	57	208	3	14	66	0	2	0	0	34	91	475
Ross	0	3	2	10	0	0	2	0	0	0	2	19
Sandusky	0	3	0	0	6	0	0	2	0	0	123	134
Scioto	7	78	2	21	50	4	3	0	1	0	10	176
Seneca	2	14	3	10	11	0	0	0	0	0	8	48
Shelby	0	22	0	22	13	0	0	0	0	0	1	58
Stark	0	0	78	94	24	0	4	1	0	0	1,431	1,632
Summit	5	36	5	185	19	0	0	0	0	4	259	513
Trumbull	8	46	10	3	1	0	0	0	0	0	104	172
Tuscarawas	0	23	9	66	16	1	1	1	0	0	17	134
Union	0	0	8	0	1	0	0	0	0	0	4	13
Van Wert	0	17	0	0	2	0	0	0	0	1	0	20
Vinton	1	0	2	0	2	0	0	0	0	1	0	6
Warren	2	0	5	98	18	0	1	0	0	5	18	147
Washington	5	0	10	0	7	0	0	0	0	0	31	53
Wayne	1	12	0	26	5	0	0	0	0	0	12	56
Williams	2	16	0	0	3	0	0	0	0	0	0	21
Wood	1	33	0	6	9	0	0	1	0	0	9	59
Wyandot	0	0	0	0	0	0	0	0	0	0	1	1
Statewide	696	1,512	1,259	3,143	1,155	15	59	76	2	250	4,111	12,278

Courts of Common Pleas - Domestic Relations Division
Marriage Terminations and Dissolutions
2001 - 2005



Section G

Courts of Common Pleas *Probate Division*



Belmont County Courthouse
St. Clairsville

Courts of Common Pleas – Probate Division
 Composite Report for the Entire State
 2005

	Cases Pending January 1	Cases Filed	Cases Closed	Cases Pending December 31
Decedent's Estates	62,307	60,596	61,142	61,761
Guardianships of Minors	22,614	3,407	4,581	21,440
Guardianships of Incompetents	36,089	6,562	5,460	37,191
Emergency, Limited and Interim Guardianships	X	X	830	X
Conservatorships	315	85	81	319
Testamentary Trusts	10,676	577	1,012	10,241
Civil Actions	2,706	2,721	2,709	2,718
Adoptions	1,955	5,375	5,479	1,851
Mental Illness and Mental Retardation	1,930	5,741	5,276	2,395
Minors' Settlements	2,329	1,916	1,880	2,365
Wrongful Death	309	554	520	343
Delayed Registration and Correction of Birth	X	1,143	1,124	X
Change of Name	X	5,031	4,806	X
Totals	141,230	93,708	94,900	140,624

Marriage Applications Granted During
Year 77,581

Note: "X" indicates data not applicable

Courts of Common Pleas – Probate Division
Overall Caseloads
2005

County	Judges	----- Population -----		----- New Filings -----			----- Terminations -----			Clearance Rate
		Total	Per Judge	Total	Per Judge	Per 1,000 Population	Total	Per Judge	Per 1,000 Population	
The judges of the following counties have probate division jurisdiction exclusively										
Butler	1	332,807	332,807	2,115	2,115	6	1,930	1,930	6	91%
Clark	1	144,742	144,742	1,356	1,356	9	1,844	1,844	13	136%
Cuyahoga	2	1,393,978	696,989	12,912	6,456	9	12,318	6,159	9	95%
Franklin	1	1,068,978	1,068,978	8,817	8,817	8	9,010	9,010	8	102%
Greene	1	147,886	147,886	1,285	1,285	9	909	909	6	71%
Hamilton	1	845,303	845,303	6,508	6,508	8	6,675	6,675	8	103%
Lake	1	227,511	227,511	1,553	1,553	7	1,488	1,488	7	96%
Lorain	1	284,664	284,664	2,028	2,028	7	1,991	1,991	7	98%
Lucas	1	455,054	455,054	3,896	3,896	9	3,884	3,884	9	100%
Mahoning	1	257,555	257,555	2,345	2,345	9	2,545	2,545	10	109%
Montgomery	1	559,062	559,062	4,475	4,475	8	4,498	4,498	8	101%
Richland	1	128,852	128,852	981	981	8	999	999	8	102%
Stark	1	378,098	378,098	3,244	3,244	9	3,249	3,249	9	100%
Summit	1	542,899	542,899	4,539	4,539	8	4,582	4,582	8	101%
Trumbull	1	225,116	225,116	2,226	2,226	10	2,173	2,173	10	98%
The judges of the following counties also have juvenile division jurisdiction										
Allen	1	108,473	108,473	1,055	1,055	10	1,122	1,122	10	106%
Ashland	1	52,523	52,523	358	358	7	345	345	7	96%
Ashtabula	1	102,728	102,728	861	861	8	755	755	7	88%
Athens	1	62,223	62,223	534	534	9	594	594	10	111%
Belmont	1	70,226	70,226	731	731	10	732	732	10	100%
Brown	1	42,285	42,285	345	345	8	413	413	10	120%
Carroll	1	28,836	28,836	184	184	7	195	195	7	106%
Champaign	1	38,890	38,890	341	341	9	340	340	9	100%
Clermont	1	177,977	177,977	1,256	1,256	7	1,266	1,266	7	101%
Clinton	1	40,543	40,543	342	342	9	356	356	9	104%
Columbiana	1	112,075	112,075	773	773	7	834	834	7	108%
Coshocton	1	36,655	36,655	308	308	9	327	327	9	106%
Crawford	1	46,966	46,966	428	428	9	416	416	9	97%
Darke	1	53,309	53,309	461	461	9	481	481	9	104%
Defiance	1	39,500	39,500	425	425	11	415	415	11	98%
Delaware	1	109,989	109,989	689	689	6	686	686	6	100%
Fairfield	1	122,759	122,759	925	925	8	946	946	8	102%
Fayette	1	28,433	28,433	222	222	8	237	237	8	107%
Fulton	1	42,084	42,084	347	347	8	362	362	9	104%
Gallia	1	31,069	31,069	302	302	10	348	348	11	115%
Geauga	1	90,895	90,895	563	563	6	585	585	7	104%
Guernsey	1	40,792	40,792	445	445	11	472	472	12	106%
Hancock	1	71,295	71,295	611	611	9	517	517	7	85%
Hardin	1	31,945	31,945	272	272	9	276	276	9	101%
Harrison	1	15,856	15,856	144	144	10	134	134	9	93%
Highland	1	40,875	40,875	352	352	9	445	445	11	126%
Hocking	1	28,241	28,241	244	244	9	260	260	9	107%
Holmes	1	38,943	38,943	189	189	5	178	178	5	94%
Huron	1	59,487	59,487	456	456	8	404	404	7	89%
Jackson	1	32,641	32,641	342	342	11	278	278	9	81%
Jefferson	1	73,894	73,894	694	694	10	764	764	10	110%
Knox	1	54,500	54,500	455	455	8	445	445	8	98%

Courts of Common Pleas – Probate Division
Overall Caseloads
2005

County	Judges	----- Population -----		----- New Filings -----			----- Terminations -----			Clearance Rate
		Total	Per Judge	Total	Per Judge	Per 1,000 Population	Total	Per Judge	Per 1,000 Population	
Lawrence	1	62,319	62,319	550	550	9	649	649	10	118%
Licking	1	145,491	145,491	1,159	1,159	8	1,224	1,224	8	106%
Madison	1	40,213	40,213	262	262	7	284	284	7	108%
Medina	1	151,095	151,095	926	926	6	972	972	6	105%
Meigs	1	23,072	23,072	212	212	9	132	132	6	62%
Mercer	1	40,924	40,924	352	352	9	343	343	9	97%
Miami	1	98,868	98,868	810	810	8	875	875	9	108%
Monroe	1	15,180	15,180	140	140	9	130	130	9	93%
Muskingum	1	84,585	84,585	679	679	8	692	692	8	102%
Ottawa	1	40,985	40,985	385	385	10	396	396	10	103%
Paulding	1	20,293	20,293	212	212	11	243	243	12	115%
Perry	1	34,078	34,078	317	317	9	337	337	10	106%
Pickaway	1	52,727	52,727	412	412	8	396	396	8	96%
Pike	1	27,695	27,695	178	178	7	162	162	6	91%
Portage	1	152,061	152,061	897	897	6	887	887	6	99%
Preble	1	42,337	42,337	338	338	8	374	374	9	111%
Putnam	1	34,726	34,726	294	294	9	314	314	9	107%
Ross	1	73,345	73,345	595	595	8	639	639	9	107%
Sandusky	1	61,792	61,792	530	530	9	690	690	11	130%
Scioto	1	79,195	79,195	642	642	8	928	928	12	145%
Seneca	1	58,683	58,683	1,237	1,237	21	1,299	1,299	22	105%
Shelby	1	47,910	47,910	388	388	8	413	413	9	106%
Tuscarawas	1	90,914	90,914	745	745	8	683	683	8	92%
Union	1	40,909	40,909	270	270	7	261	261	7	97%
Van Wert	1	29,659	29,659	304	304	10	317	317	11	104%
Vinton	1	12,806	12,806	112	112	9	119	119	10	106%
Warren	1	158,383	158,383	1,027	1,027	7	992	992	6	97%
Washington	1	63,251	63,251	532	532	8	506	506	8	95%
Wayne	1	111,564	111,564	822	822	7	848	848	8	103%
Williams	1	39,188	39,188	407	407	10	411	411	11	101%
Wood	1	121,065	121,065	731	731	6	866	866	7	118%
The judges of the following counties also have domestic relations and juvenile division jurisdiction										
Auglaize	1	46,611	46,611	398	398	9	385	385	8	97%
Logan	2	46,005	23,003	492	246	11	489	245	11	99%
Marion	2	66,217	33,109	547	274	8	565	283	9	103%
The judge of the following county also has general division jurisdiction										
Henry	1	29,210	29,210	231	231	8	230	230	8	100%
The judges of the following counties also have general, domestic relations and juvenile division jurisdiction										
Adams	1	27,330	27,330	201	201	7	200	200	7	100%
Morgan	1	14,897	14,897	137	137	10	131	131	9	96%
Morrow	1	31,628	31,628	205	205	7	308	308	10	150%
Noble	1	14,058	14,058	87	87	6	102	102	7	117%
Wyandot	1	22,908	22,908	219	219	10	244	244	11	111%
The judges of the following county have split jurisdiction: 1 judge has probate division jurisdiction only; 2 judges have general, domestic relations and probate division jurisdiction										
Erie	3	79,551	26,517	792	264	10	841	280	11	106%
Statewide	93	11,353,140	122,077	93,708	1,008	10	94,900	1,020	11	101%

All population figures based on 2000 U.S. Census

Courts of Common Pleas – Probate Division
Decedents' Estates and Wrongful Death Overall Caseloads
2005

County	----- Decedent's Estates -----				----- Wrongful Death -----			
	Cases Pending January 1	Cases Filed	Cases Closed	Cases Pending December 31	Cases Pending January 1	Cases Filed	Cases Closed	Cases Pending December 31
Adams	165	125	135	155	0	0	0	0
Allen	619	661	709	571	0	0	0	0
Ashland	307	271	258	320	0	0	0	0
Ashtabula	535	619	536	618	0	0	0	0
Athens	152	196	230	118	19	15	11	23
Auglaize	196	294	289	201	0	0	0	0
Belmont	520	553	561	512	0	0	0	0
Brown	254	215	241	228	0	0	0	0
Butler	1,264	1,316	1,230	1,350	0	0	0	0
Carroll	230	144	165	209	0	0	0	0
Champaign	168	238	249	157	0	0	0	0
Clark	758	856	996	618	1	0	1	0
Clermont	355	767	751	371	0	0	0	0
Clinton	205	251	248	208	0	0	0	0
Columbiana	655	606	685	576	0	0	0	0
Coshocton	162	233	230	165	0	0	0	0
Crawford	283	325	304	304	0	0	0	0
Cuyahoga	15,888	7,578	7,078	16,388	0	0	0	0
Darke	433	345	375	403	0	0	0	0
Defiance	160	294	287	167	0	5	5	0
Delaware	274	418	418	274	0	0	0	0
Erie	555	533	579	509	0	0	0	0
Fairfield	410	595	634	371	4	17	13	8
Fayette	109	153	151	111	4	5	2	7
Franklin	3,422	5,250	5,266	3,406	0	0	0	0
Fulton	212	241	250	203	0	0	0	0
Gallia	250	162	171	241	0	0	0	0
Geauga	309	361	389	281	0	0	0	0
Greene	929	828	511	1,246	0	1	1	0
Guernsey	198	180	202	176	3	8	9	2
Hamilton	2,653	4,181	4,229	2,605	0	0	0	0
Hancock	454	446	418	482	5	4	2	7
Hardin	175	186	196	165	0	10	5	5
Harrison	69	112	101	80	0	2	2	0
Henry	246	177	187	236	0	0	0	0
Highland	685	211	251	645	0	0	0	0
Hocking	77	161	158	80	6	2	4	4
Holmes	72	115	106	81	0	3	2	1
Huron	438	313	290	461	27	12	6	33
Jackson	367	241	192	416	10	4	4	10
Jefferson	562	545	594	513	0	0	0	0
Knox	152	323	302	173	0	0	0	0
Lake	1,173	1,108	1,058	1,223	7	0	0	7
Lawrence	298	330	286	342	30	24	15	39
Licking	390	744	742	392	31	23	22	32
Logan	249	363	360	252	0	0	0	0
Lorain	1,147	1,365	1,315	1,197	0	0	0	0
Lucas	1,985	2,420	2,556	1,849	0	0	0	0

Courts of Common Pleas – Probate Division
Decedents' Estates and Wrongful Death Overall Caseloads
2005

County	----- Decedent's Estates -----				----- Wrongful Death -----			
	Cases Pending January 1	Cases Filed	Cases Closed	Cases Pending December 31	Cases Pending January 1	Cases Filed	Cases Closed	Cases Pending December 31
Madison	186	201	192	195	0	2	2	0
Mahoning	2,588	1,622	1,641	2,569	0	0	0	0
Marion	327	393	410	310	1	11	12	0
Medina	473	570	573	470	50	13	15	48
Meigs	77	127	92	112	0	5	1	4
Mercer	176	285	279	182	0	0	0	0
Miami	423	568	641	350	14	4	4	14
Monroe	105	106	86	125	0	0	0	0
Montgomery	2,223	2,842	2,928	2,137	0	0	0	0
Morgan	181	101	96	186	0	0	0	0
Morrow	357	148	244	261	9	6	2	13
Muskingum	414	440	440	414	0	0	0	0
Noble	60	62	64	58	0	0	0	0
Ottawa	250	301	309	242	0	0	0	0
Paulding	146	140	196	90	1	0	1	0
Perry	124	223	232	115	1	2	1	2
Pickaway	177	271	256	192	4	10	10	4
Pike	164	116	116	164	29	4	3	30
Portage	660	592	622	630	32	10	15	27
Preble	215	243	267	191	0	0	0	0
Putnam	135	209	224	120	0	0	0	0
Richland	599	637	651	585	0	0	0	0
Ross	237	399	421	215	0	0	0	0
Sandusky	725	407	595	537	0	0	0	0
Scioto	690	424	594	520	0	0	0	0
Seneca	298	1,033	1,057	274	1	13	12	2
Shelby	150	304	308	146	0	0	0	0
Stark	1,778	2,072	2,117	1,733	0	0	0	0
Summit	2,904	2,826	2,994	2,736	0	0	0	0
Trumbull	1,491	1,346	1,297	1,540	9	312	308	13
Tuscarawas	362	547	497	412	0	19	19	0
Union	127	169	169	127	0	1	0	1
Van Wert	220	230	240	210	0	0	0	0
Vinton	95	83	100	78	4	3	4	3
Warren	445	624	621	448	0	0	0	0
Washington	248	391	385	254	0	0	0	0
Wayne	424	603	621	406	0	0	0	0
Williams	208	290	298	200	0	0	0	0
Wood	513	537	628	422	0	0	0	0
Wyandot	163	165	172	156	7	4	7	4
Statewide	62,307	60,596	61,142	61,761	309	554	520	343

Courts of Common Pleas – Probate Division
Guardianships Overall Caseloads
2005

County	----- Minors -----				----- Incompetents -----				Emergency, Limited, and Interim Appointments
	Cases Pending Jan. 1	Cases Filed	Cases Closed	Cases Pending Dec. 31	Cases Pending Jan. 1	Cases Filed	Cases Closed	Cases Pending Dec. 31	
Adams	44	10	4	50	105	20	21	104	8
Allen	513	60	88	485	470	134	64	540	68
Ashland	109	12	8	113	146	14	9	151	0
Ashtabula	113	22	20	115	416	44	48	412	1
Athens	49	10	7	52	156	24	23	157	12
Auglaize	64	15	14	65	85	11	11	85	1
Belmont	58	7	10	55	253	39	33	259	12
Brown	100	15	31	84	195	34	50	179	0
Butler	277	73	58	292	632	185	88	729	104
Carroll	46	1	0	47	116	14	4	126	2
Champaign	63	14	20	57	92	19	11	100	0
Clark	1,010	120	327	803	615	133	185	563	49
Clermont	110	21	25	106	579	118	82	615	34
Clinton	115	16	30	101	88	12	14	86	1
Columbiana	89	17	16	90	328	56	48	336	0
Coshocton	76	4	18	62	124	23	21	126	4
Crawford	72	17	9	80	136	19	21	134	1
Cuyahoga	5,869	678	945	5,602	6,824	1,381	1,087	7,118	0
Darke	121	19	20	120	116	30	20	126	5
Defiance	111	14	21	104	155	28	18	165	2
Delaware	123	35	32	126	166	28	30	164	16
Erie	111	9	26	94	322	74	57	339	17
Fairfield	93	11	16	88	316	75	51	340	6
Fayette	50	4	12	42	97	19	18	98	6
Franklin	3,558	670	856	3,372	2,862	612	498	2,976	32
Fulton	81	7	17	71	73	14	8	79	2
Gallia	42	5	1	46	290	26	61	255	2
Geauga	127	23	20	130	201	30	28	203	7
Greene	307	21	28	300	420	75	43	452	0
Guernsey	38	4	8	34	212	46	30	228	16
Hamilton	1,585	175	270	1,490	1,557	323	252	1,628	5
Hancock	34	8	2	40	297	49	19	327	12
Hardin	25	4	1	28	102	14	15	101	8
Harrison	7	1	3	5	28	5	4	29	1
Henry	51	5	7	49	79	8	1	86	0
Highland	175	36	26	185	142	23	15	150	50
Hocking	17	1	0	18	84	31	26	89	23
Holmes	21	4	4	21	126	20	23	123	4
Huron	61	15	4	72	153	36	16	173	12
Jackson	65	7	11	61	137	23	34	126	0
Jefferson	48	7	8	47	293	37	28	302	7
Knox	36	7	6	37	184	37	27	194	5
Lake	405	48	89	364	785	131	111	805	0
Lawrence	331	37	144	224	288	35	86	237	1
Licking	104	33	34	103	378	79	68	389	30
Logan	59	11	9	61	63	15	8	70	7
Lorain	799	133	144	788	619	110	91	638	12
Lucas	329	37	50	316	1,532	210	189	1,553	7

Courts of Common Pleas – Probate Division
Guardianships Overall Caseloads
2005

County	----- Minors -----			----- Incompetents -----				Emergency, Limited, and Interim Appointments	
	Cases Pending Jan. 1	Cases Filed	Cases Closed	Cases Pending Dec. 31	Cases Pending Jan. 1	Cases Filed	Cases Closed		Cases Pending Dec. 31
Madison	78	3	13	68	96	8	13	91	1
Mahoning	365	37	75	327	1,204	149	200	1,153	5
Marion	57	14	9	62	243	33	22	254	7
Medina	336	80	109	307	383	59	29	413	15
Meigs	4	12	1	15	11	25	8	28	1
Mercer	56	10	11	55	79	11	4	86	0
Miami	173	24	35	162	241	47	42	246	0
Monroe	32	9	9	32	28	1	5	24	1
Montgomery	543	97	109	531	1,427	243	264	1,406	0
Morgan	79	10	5	84	93	7	3	97	1
Morrow	52	0	6	46	168	14	10	172	3
Muskingum	92	18	26	84	346	49	47	348	11
Noble	16	1	2	15	21	4	7	18	5
Ottawa	50	16	13	53	153	18	15	156	7
Paulding	31	5	5	31	53	8	8	53	3
Perry	43	3	9	37	129	22	21	130	3
Pickaway	91	24	28	87	81	12	7	86	1
Pike	46	9	8	47	112	15	4	123	1
Portage	128	20	22	126	314	55	26	343	1
Preble	72	10	26	56	134	22	17	139	1
Putnam	98	12	22	88	123	18	17	124	0
Richland	106	20	14	112	538	75	69	544	16
Ross	153	11	31	133	180	24	12	192	3
Sandusky	78	13	12	79	170	31	22	179	0
Scioto	84	16	19	81	277	47	71	253	75
Seneca	80	11	7	84	325	41	42	324	17
Shelby	71	7	11	67	99	19	17	101	13
Stark	148	40	38	150	1,342	250	167	1,425	4
Summit	619	120	169	570	1,738	306	276	1,768	0
Trumbull	320	55	58	317	763	109	83	789	2
Tuscarawas	88	27	19	96	220	43	30	233	11
Union	36	8	7	37	70	15	15	70	5
Van Wert	59	9	11	57	100	18	6	112	1
Vinton	25	5	5	25	53	9	3	59	1
Warren	258	75	66	267	477	84	63	498	0
Washington	38	12	5	45	149	35	25	159	0
Wayne	127	28	38	117	330	52	37	345	2
Williams	71	17	8	80	101	14	13	102	2
Wood	75	10	13	72	220	40	32	228	16
Wyandot	45	6	8	43	61	7	13	55	3
Statewide	22,614	3,407	4,581	21,440	36,089	6,562	5,460	37,191	830

Courts of Common Pleas – Probate Division
 Conservatorships, Testamentary Trusts, and Civil Actions Overall Caseloads
 2005

County	----- Conservatorships -----				----- Testamentary Trusts -----				----- Civil Actions -----			
	Cases Pending Jan. 1	Cases Filed	Cases Closed	Cases Pending Dec. 31	Cases Pending Jan. 1	Cases Filed	Cases Closed	Cases Pending Dec. 31	Cases Pending Jan. 1	Cases Filed	Cases Closed	Cases Pending Dec. 31
Adams	0	0	0	0	4	1	1	4	35	8	4	39
Allen	1	0	0	1	109	9	12	106	24	17	23	18
Ashland	2	0	1	1	87	2	5	84	16	6	6	16
Ashtabula	5	0	2	3	58	8	1	65	23	25	22	26
Athens	2	1	1	2	18	4	3	19	16	11	14	13
Auglaize	0	0	0	0	63	2	1	64	5	10	12	3
Belmont	5	1	5	1	67	0	4	63	8	18	19	7
Brown	1	0	0	1	59	5	4	60	15	9	19	5
Butler	1	1	1	1	175	15	11	179	32	52	47	37
Carroll	2	0	0	2	19	0	1	18	2	0	0	2
Champaign	0	0	0	0	25	0	3	22	5	9	5	9
Clark	6	0	2	4	159	7	23	143	23	35	39	19
Clermont	0	0	0	0	42	1	4	39	25	19	35	9
Clinton	1	0	1	0	71	3	8	66	8	11	9	10
Columbiana	0	0	0	0	115	12	8	119	0	0	0	0
Coshocton	2	0	0	2	87	2	7	82	8	13	9	12
Crawford	3	0	0	3	97	3	10	90	5	7	9	3
Cuyahoga	74	15	12	77	1,390	51	117	1,324	404	506	452	458
Darke	3	0	0	3	77	4	6	75	6	16	8	14
Defiance	3	0	1	2	33	4	4	33	13	15	16	12
Delaware	1	0	0	1	98	13	17	94	15	23	22	16
Erie	6	0	0	6	88	4	3	89	18	21	18	21
Fairfield	0	0	0	0	65	6	8	63	42	46	45	43
Fayette	1	1	1	1	49	4	5	48	8	6	8	6
Franklin	26	13	10	29	565	32	56	541	342	292	324	310
Fulton	0	0	0	0	38	2	5	35	4	10	7	7
Gallia	0	0	0	0	27	2	1	28	11	4	9	6
Geauga	1	0	1	0	67	1	5	63	9	17	16	10
Greene	5	0	2	3	154	7	19	142	19	64	32	51
Guernsey	3	0	0	3	33	2	5	30	10	12	13	9
Hamilton	5	1	2	4	1,285	39	98	1,226	82	111	107	86
Hancock	7	1	1	7	43	4	3	44	13	13	1	25
Hardin	1	0	0	1	60	2	3	59	9	4	6	7
Harrison	1	0	1	0	3	0	0	3	1	0	0	1
Henry	1	1	0	2	49	4	0	53	8	2	3	7
Highland	4	2	0	6	55	1	3	53	79	11	24	66
Hocking	1	0	0	1	17	2	1	18	7	9	13	3
Holmes	0	0	0	0	18	2	0	20	3	6	3	6
Huron	2	0	0	2	44	5	1	48	25	11	13	23
Jackson	3	1	0	4	12	3	1	14	42	18	9	51
Jefferson	0	0	0	0	85	1	11	75	13	4	11	6
Knox	1	0	0	1	38	3	6	35	6	7	8	5
Lake	9	5	2	12	147	10	8	149	87	81	49	119
Lawrence	6	1	0	7	39	2	7	34	23	17	15	25
Licking	1	1	0	2	232	8	44	196	24	23	39	8
Logan	1	0	0	1	80	8	12	76	9	22	20	11
Lorain	3	3	2	4	208	15	29	194	62	70	68	64
Lucas	8	3	4	7	237	16	30	223	89	113	81	121

Courts of Common Pleas – Probate Division
 Conservatorships, Testamentary Trusts, and Civil Actions Overall Caseloads
 2005

County	----- Conservatorships -----				----- Testamentary Trusts -----				----- Civil Actions -----			
	Cases Pending Jan. 1	Cases Filed	Cases Closed	Cases Pending Dec. 31	Cases Pending Jan. 1	Cases Filed	Cases Closed	Cases Pending Dec. 31	Cases Pending Jan. 1	Cases Filed	Cases Closed	Cases Pending Dec. 31
Madison	2	0	0	2	52	0	4	48	12	7	11	8
Mahoning	12	1	5	8	459	20	56	423	129	44	46	127
Marion	0	1	0	1	102	6	9	99	16	16	14	18
Medina	5	3	2	6	70	5	9	66	23	27	35	15
Meigs	0	3	0	3	3	8	0	11	1	1	1	1
Mercer	0	0	0	0	30	4	5	29	0	0	0	0
Miami	0	1	0	1	179	13	21	171	16	16	14	18
Monroe	0	0	0	0	4	1	2	3	1	2	3	0
Montgomery	6	4	3	7	553	19	55	517	148	126	155	119
Morgan	0	0	0	0	29	1	3	27	9	2	5	6
Morrow	3	0	1	2	31	2	1	32	13	5	1	17
Muskingum	1	0	0	1	146	13	8	151	11	12	14	9
Noble	0	0	0	0	8	0	2	6	1	1	0	2
Ottawa	2	0	1	1	42	2	3	41	10	5	13	2
Paulding	1	0	1	0	43	5	3	45	9	3	6	6
Perry	0	0	0	0	14	2	0	16	7	7	12	2
Pickaway	1	0	0	1	53	2	2	53	18	10	16	12
Pike	0	0	0	0	14	3	1	16	3	3	1	5
Portage	4	0	1	3	122	4	5	121	10	25	18	17
Preble	2	0	1	1	47	2	8	41	10	8	10	8
Putnam	1	0	0	1	41	6	6	41	5	4	6	3
Richland	3	1	1	3	188	12	19	181	43	68	63	48
Ross	1	0	0	1	63	10	8	65	15	19	20	14
Sandusky	2	0	0	2	58	1	8	51	14	6	8	12
Scioto	1	1	1	1	57	5	1	61	18	1	0	19
Seneca	3	0	0	3	80	6	6	80	32	50	59	23
Shelby	1	0	1	0	62	1	4	59	4	9	8	5
Stark	5	0	2	3	278	16	27	267	142	138	165	115
Summit	25	9	6	28	409	29	38	400	106	144	146	104
Trumbull	13	4	1	16	265	15	26	254	58	59	56	61
Tuscarawas	0	1	0	1	48	1	1	48	6	5	5	6
Union	1	0	1	0	35	2	5	32	10	7	7	10
Van Wert	0	0	0	0	43	2	4	41	7	6	7	6
Vinton	2	0	0	2	1	2	0	3	3	3	3	3
Warren	1	2	0	3	117	6	14	109	13	20	11	22
Washington	2	0	0	2	71	2	5	68	10	13	14	9
Wayne	3	2	0	5	128	10	15	123	5	22	17	10
Williams	1	0	0	1	69	5	4	70	9	5	2	12
Wood	3	1	1	3	47	3	7	43	23	10	19	14
Wyandot	0	0	0	0	24	0	3	21	3	8	6	5
Statewide	315	85	81	319	10,676	577	1,012	10,241	2,706	2,721	2,709	2,718

Courts of Common Pleas – Probate Division

Miscellaneous Overall Caseloads

2005

County	--- Adoptions ---		Mental Illness and --- Retardation ---		Minors' --- Settlements ---		Birth Record --- Correction ---		Name --- Changes ---		Marriages -- Applications -- Granted
	Cases Filed	Cases Closed	Cases Filed	Cases Closed	Cases Filed	Cases Closed	Cases Filed	Cases Closed	Cases Filed	Cases Closed	
Adams	5	7	6	5	3	2	10	7	13	6	191
Allen	61	48	46	41	25	26	14	12	28	31	657
Ashland	27	31	2	3	5	1	6	12	13	11	332
Ashtabula	53	47	1	2	30	25	6	6	53	45	727
Athens	28	36	204	212	8	9	11	12	22	24	385
Auglaize	25	20	2	2	15	14	5	5	19	16	307
Belmont	30	31	50	25	5	6	12	11	16	15	429
Brown	16	18	9	9	7	6	15	15	20	20	266
Butler	164	141	67	58	110	81	14	14	118	97	2,279
Carroll	13	15	0	1	3	2	3	3	6	2	207
Champaign	23	14	5	4	7	8	5	5	21	21	240
Clark	86	90	44	42	30	43	8	8	37	39	993
Clermont	103	101	141	134	25	34	12	12	49	54	1,265
Clinton	15	11	11	11	4	6	5	5	14	12	334
Columbiana	28	27	6	6	18	15	6	6	24	23	693
Coshocton	15	16	8	8	3	4	3	3	4	7	249
Crawford	25	27	1	1	11	13	3	3	17	18	309
Cuyahoga	565	596	1,022	912	137	137	158	158	821	824	7,892
Darke	22	22	1	1	6	6	10	10	8	8	370
Defiance	38	36	11	12	2	2	3	3	11	8	286
Delaware	57	68	4	4	25	13	8	8	78	58	796
Erie	40	37	42	42	13	10	6	6	50	46	486
Fairfield	79	72	18	17	22	23	5	5	51	56	814
Fayette	8	11	15	15	2	1	0	0	5	7	212
Franklin	592	617	439	480	135	147	125	112	657	612	8,978
Fulton	18	16	25	25	13	15	3	3	14	14	308
Gallia	19	17	55	55	10	12	8	8	11	11	215
Geauga	44	36	11	11	22	22	17	15	37	35	510
Greene	92	93	103	104	25	16	15	15	54	45	838
Guernsey	27	25	135	135	11	10	12	11	8	8	294
Hamilton	257	281	758	771	152	149	115	114	396	397	5,035
Hancock	24	22	15	9	18	3	0	1	29	24	584
Hardin	11	4	9	9	2	1	19	18	11	10	200
Harrison	11	12	2	2	4	4	0	0	7	4	111
Henry	18	16	0	0	7	6	0	0	9	10	197
Highland	22	25	10	9	9	15	9	8	18	19	351
Hocking	16	15	14	13	1	1	0	0	7	6	254
Holmes	10	10	0	0	0	0	19	19	10	7	298
Huron	18	15	6	5	13	12	11	12	16	18	435
Jackson	8	7	9	2	3	1	12	8	13	9	254
Jefferson	21	25	32	28	13	19	7	8	27	25	439
Knox	39	32	4	22	5	7	5	5	25	25	464
Lake	53	62	5	5	13	24	0	0	99	80	1,347
Lawrence	42	36	30	30	7	8	5	5	20	16	264
Licking	96	102	20	20	45	34	11	11	76	78	1,002
Logan	37	38	1	0	13	16	3	3	19	16	400
Lorain	108	118	23	23	68	61	5	5	128	123	1,629
Lucas	314	283	371	330	118	128	54	47	240	179	6,100
Madison	11	19	0	0	9	8	3	3	18	18	233

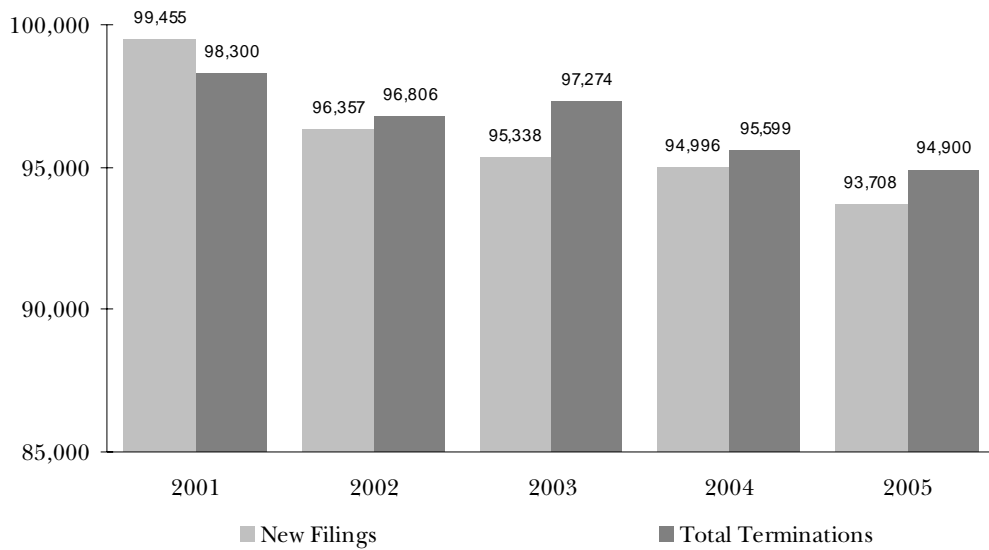
Courts of Common Pleas – Probate Division

Miscellaneous Overall Caseloads

2005

County	--- Adoptions ---		Mental Illness and --- Retardation ---		Minors' --- Settlements ---		Birth Record --- Correction ---		Name --- Changes ---		Marriages -- Applications -- Granted
	Cases Filed	Cases Closed	Cases Filed	Cases Closed	Cases Filed	Cases Closed	Cases Filed	Cases Closed	Cases Filed	Cases Closed	
Mahoning	68	98	191	197	104	116	20	24	89	82	1,273
Marion	20	31	6	5	17	14	12	12	18	20	524
Medina	47	60	2	4	38	30	20	24	62	67	971
Meigs	3	6	4	0	4	4	4	4	16	14	172
Mercer	19	20	1	0	4	4	10	10	8	10	287
Miami	58	47	21	18	13	4	7	7	38	42	718
Monroe	5	7	1	5	3	3	4	2	8	7	124
Montgomery	215	223	657	479	38	37	23	22	211	223	3,519
Morgan	4	6	1	1	3	3	4	4	4	4	91
Morrow	14	22	1	0	7	10	1	0	7	8	202
Muskingum	55	53	37	37	19	19	5	5	31	32	630
Noble	5	6	1	1	1	3	6	6	6	6	110
Ottawa	14	13	0	0	5	5	6	6	18	11	306
Paulding	12	13	0	0	1	1	5	1	33	5	138
Perry	24	24	1	1	6	6	8	7	19	21	254
Pickaway	35	29	2	2	14	15	7	7	25	23	322
Pike	18	17	1	1	3	2	4	5	2	3	204
Portage	81	74	0	1	25	18	9	9	76	75	867
Preble	15	17	10	10	14	8	3	3	11	6	276
Putnam	10	12	7	7	10	10	3	3	15	7	239
Richland	77	80	28	28	15	16	7	7	41	35	876
Ross	30	35	55	56	11	13	4	4	32	36	555
Sandusky	32	31	9	1	11	4	3	0	17	9	428
Scioto	38	44	51	53	13	13	23	29	23	28	445
Seneca	19	24	22	32	15	17	7	7	20	19	366
Shelby	16	18	4	5	9	11	7	7	12	10	378
Stark	219	225	248	248	63	63	44	44	154	149	2,367
Summit	350	333	352	206	69	71	48	49	286	294	3,397
Trumbull	82	96	124	124	39	40	18	18	63	64	1,219
Tuscarawas	64	63	0	0	10	10	7	7	21	21	590
Union	23	13	11	6	11	9	5	7	18	17	307
Van Wert	19	28	3	3	4	3	2	3	11	11	234
Vinton	5	1	0	0	0	0	0	0	2	2	102
Warren	80	82	44	39	17	18	3	3	72	75	1,100
Washington	29	27	12	11	18	12	2	2	18	20	488
Wayne	38	47	11	11	18	20	9	9	29	31	703
Williams	34	37	22	22	6	8	3	3	11	14	312
Wood	48	50	6	5	23	33	4	4	49	58	893
Wyandot	16	19	2	2	3	1	0	0	8	10	135
Statewide	5,375	5,479	5,741	5,276	1,916	1,880	1,143	1,124	5,031	4,806	77,581

Courts of Common Pleas - Probate Division
All Case Types
2001 - 2005



Section H

Courts of Common Pleas *Juvenile Division*



Shelby County Courthouse
Sidney

Courts of Common Pleas – Juvenile Division
Composite Report for the Entire State
2005

	Delinquency	Traffic	Dependency, Neglect or Abuse	Unruly	Adult	Permanent Custody Motion	Change of Custody/Visitation	Enforce/Modify Support	Parentage	U.I.F.S.A.	All Others	Total
Cases Pending Beginning of Year	18,128	7,133	7,256	3,030	1,506	1,289	8,981	16,751	8,121	354	1,014	73,563
New Cases Filed	91,065	73,613	14,827	18,135	5,972	1,094	10,269	21,890	13,623	876	1,881	253,245
Transferred In, Reactivated or Redesignated Cases	30,611	8,783	14,279	5,230	1,406	2,280	12,218	36,365	8,746	139	1,889	121,946
Total Cases	139,804	89,529	36,362	26,395	8,884	4,663	31,468	75,006	30,490	1,369	4,784	448,754
Cases Terminated By:												
Trial by Judge	1,823	468	1,564	154	325	679	855	1,419	345	3	226	7,861
Trial by Magistrate	7,749	1,812	4,341	358	273	575	5,004	8,765	1,764	224	366	31,231
Dismissal by Party, Judge or Prosecutor	16,907	7,324	4,116	4,750	2,577	239	3,955	12,773	4,875	144	535	58,195
Admission to Judge	16,482	10,096	2,491	2,914	1,239	299	3,308	4,152	2,117	105	451	43,654
Admission to Magistrate	52,111	48,062	9,086	9,136	1,173	584	5,116	16,012	4,997	332	694	147,303
Certification or Waiver Granted	248	X	X	X	X	X	X	X	X	X	X	248
Unavailability of Party for Trial	15,756	2,864	126	3,170	1,164	23	197	6,506	2,997	64	96	32,963
Transferred Out	4,637	7,084	252	505	24	28	163	98	36	15	32	12,874
Referred to Private Judge	X	X	X	X	X	X	1	1	1	0	1	4
Interlocutory Appeal or Order	41	1	119	0	0	35	17	14	16	0	0	243
All Other Terminations	4,609	4,595	6,335	2,386	322	839	3,263	7,773	5,785	134	1,361	37,402
Total Terminations	120,363	82,306	28,430	23,373	7,097	3,301	21,879	57,513	22,933	1,021	3,762	371,978
Cases Pending End of Year	19,441	7,223	7,932	3,022	1,787	1,362	9,589	17,493	7,557	348	1,022	76,776
Time Guideline (Months)	6	3	3	3	6	9	9	12	12	3	6	
Cases Pending End of Year Beyond Time Guideline	1,073	651	1,458	391	244	165	1,211	587	560	101	180	6,621
Number of Informal Cases (All Case Types)	30,147											

Note: "X" indicates data not applicable

Courts of Common Pleas – Juvenile Division

Overall Caseloads

2005

New Filings, Transfers,

---- Population ----

----- and Reactivations -----

----- Terminations -----

County	Judges	Total	Per Judge	Total	Per Judge	Per 1,000 Population	Total	Per Judge	Per 1,000 Population	Clearance Rate
The judges of the following counties have juvenile division jurisdiction exclusively										
Butler	2	332,807	166,404	9,794	4,897	29	8,370	4,185	25	85%
Cuyahoga	6	1,393,978	232,330	62,329	10,388	45	62,801	10,467	45	101%
Greene	1	147,886	147,886	3,634	3,634	25	3,429	3,429	23	94%
Hamilton	2	845,303	422,652	47,668	23,834	56	49,826	24,913	59	105%
Lake	1	227,511	227,511	4,569	4,569	20	4,647	4,647	20	102%
Lucas	2	455,054	227,527	17,986	8,993	40	17,252	8,626	38	96%
Mahoning	1	257,555	257,555	7,248	7,248	28	6,716	6,716	26	93%
Montgomery	2	559,062	279,531	17,154	8,577	31	17,704	8,852	32	103%
Richland	1	128,852	128,852	3,507	3,507	27	3,696	3,696	29	105%
Summit	1	542,899	542,899	13,087	13,087	24	11,840	11,840	22	90%
The judges of the following counties also have probate division jurisdiction										
Allen	1	108,473	108,473	4,717	4,717	43	4,737	4,737	44	100%
Ashland	1	52,523	52,523	1,632	1,632	31	1,609	1,609	31	99%
Ashtabula	1	102,728	102,728	2,465	2,465	24	2,346	2,346	23	95%
Athens	1	62,223	62,223	1,777	1,777	29	1,709	1,709	27	96%
Belmont	1	70,226	70,226	1,716	1,716	24	1,792	1,792	26	104%
Brown	1	42,285	42,285	1,500	1,500	35	1,483	1,483	35	99%
Carroll	1	28,836	28,836	589	589	20	599	599	21	102%
Champaign	1	38,890	38,890	1,208	1,208	31	1,202	1,202	31	100%
Clermont	1	177,977	177,977	6,280	6,280	35	6,263	6,263	35	100%
Clinton	1	40,543	40,543	1,428	1,428	35	1,302	1,302	32	91%
Columbiana	1	112,075	112,075	2,703	2,703	24	2,476	2,476	22	92%
Coshocton	1	36,655	36,655	1,069	1,069	29	1,156	1,156	32	108%
Crawford	1	46,966	46,966	1,326	1,326	28	1,404	1,404	30	106%
Darke	1	53,309	53,309	940	940	18	750	750	14	80%
Defiance	1	39,500	39,500	1,266	1,266	32	1,270	1,270	32	100%
Delaware	1	109,989	109,989	2,769	2,769	25	2,605	2,605	24	94%
Fairfield	1	122,759	122,759	2,035	2,035	17	2,069	2,069	17	102%
Fayette	1	28,433	28,433	1,149	1,149	40	1,122	1,122	39	98%
Fulton	1	42,084	42,084	1,214	1,214	29	1,222	1,222	29	101%
Gallia	1	31,069	31,069	1,317	1,317	42	1,286	1,286	41	98%
Geauga	1	90,895	90,895	1,272	1,272	14	1,296	1,296	14	102%
Guernsey	1	40,792	40,792	2,032	2,032	50	2,066	2,066	51	102%
Hancock	1	71,295	71,295	2,520	2,520	35	2,570	2,570	36	102%
Hardin	1	31,945	31,945	1,078	1,078	34	991	991	31	92%
Harrison	1	15,856	15,856	500	500	32	515	515	32	103%
Highland	1	40,875	40,875	1,347	1,347	33	1,398	1,398	34	104%
Hocking	1	28,241	28,241	1,271	1,271	45	1,362	1,362	48	107%
Holmes	1	38,943	38,943	636	636	16	629	629	16	99%
Huron	1	59,487	59,487	1,261	1,261	21	1,316	1,316	22	104%
Jackson	1	32,641	32,641	1,110	1,110	34	1,007	1,007	31	91%
Jefferson	1	73,894	73,894	2,979	2,979	40	2,965	2,965	40	100%
Knox	1	54,500	54,500	1,661	1,661	30	1,642	1,642	30	99%
Lawrence	1	62,319	62,319	1,387	1,387	22	1,389	1,389	22	100%
Licking	1	145,491	145,491	2,919	2,919	20	2,962	2,962	20	101%
Madison	1	40,213	40,213	831	831	21	786	786	20	95%
Medina	1	151,095	151,095	3,266	3,266	22	3,160	3,160	21	97%
Meigs	1	23,072	23,072	1,028	1,028	45	907	907	39	88%

Courts of Common Pleas – Juvenile Division

Overall Caseloads

2005

New Filings, Transfers, and Reactivations

County	Judges	----- Population -----		----- and Reactivations -----			----- Terminations -----			Clearance Rate
		Total	Per Judge	Total	Per Judge	Per 1,000 Population	Total	Per Judge	Per 1,000 Population	
Mercer	1	40,924	40,924	1,798	1,798	44	1,774	1,774	43	99%
Miami	1	98,868	98,868	4,953	4,953	50	5,068	5,068	51	102%
Monroe	1	15,180	15,180	232	232	15	242	242	16	104%
Muskingum	1	84,585	84,585	2,137	2,137	25	2,107	2,107	25	99%
Ottawa	1	40,985	40,985	1,487	1,487	36	1,458	1,458	36	98%
Paulding	1	20,293	20,293	533	533	26	490	490	24	92%
Perry	1	34,078	34,078	930	930	27	929	929	27	100%
Pickaway	1	52,727	52,727	1,669	1,669	32	1,601	1,601	30	96%
Pike	1	27,695	27,695	620	620	22	650	650	23	105%
Portage	1	152,061	152,061	2,423	2,423	16	2,512	2,512	17	104%
Preble	1	42,337	42,337	1,365	1,365	32	1,327	1,327	31	97%
Putnam	1	34,726	34,726	716	716	21	777	777	22	109%
Ross	1	73,345	73,345	1,568	1,568	21	1,537	1,537	21	98%
Sandusky	1	61,792	61,792	1,991	1,991	32	1,720	1,720	28	86%
Scioto	1	79,195	79,195	1,398	1,398	18	1,479	1,479	19	106%
Seneca	1	58,683	58,683	1,840	1,840	31	1,848	1,848	31	100%
Shelby	1	47,910	47,910	1,882	1,882	39	1,898	1,898	40	101%
Tuscarawas	1	90,914	90,914	1,743	1,743	19	1,706	1,706	19	98%
Union	1	40,909	40,909	1,242	1,242	30	1,273	1,273	31	102%
Van Wert	1	29,659	29,659	1,198	1,198	40	1,167	1,167	39	97%
Vinton	1	12,806	12,806	574	574	45	605	605	47	105%
Warren	1	158,383	158,383	5,420	5,420	34	5,254	5,254	33	97%
Washington	1	63,251	63,251	1,036	1,036	16	1,143	1,143	18	110%
Wayne	1	111,564	111,564	3,027	3,027	27	2,946	2,946	26	97%
Williams	1	39,188	39,188	1,082	1,082	28	1,089	1,089	28	101%
Wood	1	121,065	121,065	4,204	4,204	35	4,244	4,244	35	101%
The judges of the following counties also have domestic relations division jurisdiction										
Clark	1	144,742	144,742	6,322	6,322	44	6,362	6,362	44	101%
Erie	1	79,551	79,551	5,216	5,216	66	5,155	5,155	65	99%
Franklin	5	1,068,978	213,796	27,767	5,553	26	26,914	5,383	25	97%
Henry	1	29,210	29,210	1,167	1,167	40	845	845	29	72%
Lorain	3	284,664	94,888	9,014	3,005	32	8,675	2,892	30	96%
Stark	3	378,098	126,033	8,347	2,782	22	8,084	2,695	21	97%
Trumbull	2	225,116	112,558	6,073	3,037	27	6,077	3,039	27	100%
The judges of the following counties also have domestic relations and probate division jurisdiction										
Auglaize	1	46,611	46,611	1,017	1,017	22	1,073	1,073	23	106%
Logan	2	46,005	23,003	2,108	1,054	46	2,108	1,054	46	100%
Marion	2	66,217	33,109	4,801	2,401	73	4,827	2,414	73	101%
The judges of the following counties also have general, domestic relations, and probate division jurisdiction										
Adams	1	27,330	27,330	857	857	31	800	800	29	93%
Morgan	1	14,897	14,897	517	517	35	495	495	33	96%
Morrow	1	31,628	31,628	900	900	28	1,144	1,144	36	127%
Noble	1	14,058	14,058	233	233	17	271	271	19	116%
Wyandot	1	22,908	22,908	610	610	27	660	660	29	108%
Statewide	108	11,353,140	105,122	375,191	3,474	33	371,978	3,444	33	99%

All population figures based on 2000 U.S. Census

Courts of Common Pleas – Juvenile Division

Overall Terminations

2005

County	Trial by Judge	Trial by Magistrate	Dismissal	Admission to Judge	Admission to Magistrate	Certification or Waiver Granted	Unavailability of Party	Transferred Out	Private Judge	Interlocutory Appeal/Order	Other Terminations	Total Terminations
The judges of the following counties have juvenile division jurisdiction exclusively												
Butler	55	740	754	599	5,061	3	456	197	0	0	505	8,370
Cuyahoga	795	1,454	10,565	3,638	18,563	14	8,189	732	0	232	18,619	62,801
Greene	220	1,078	339	32	1,062	0	0	571	0	0	127	3,429
Hamilton	513	8,239	7,191	161	22,069	71	11,149	106	0	0	327	49,826
Lake	30	275	458	309	2,683	5	404	62	0	0	421	4,647
Lucas	255	3,696	3,504	1,039	5,124	22	3,149	28	0	0	435	17,252
Mahoning	69	2,057	853	449	2,600	3	268	230	0	0	187	6,716
Montgomery	33	3,225	2,971	644	9,132	0	1,131	185	0	0	383	17,704
Richland	11	88	338	325	2,628	1	18	261	0	0	26	3,696
Summit	344	1,326	1,457	289	7,333	27	847	146	0	0	71	11,840
The judges of the following counties also have probate division jurisdiction												
Allen	73	1,062	576	477	1,561	3	266	181	1	0	537	4,737
Ashland	259	33	107	689	18	0	67	132	0	0	304	1,609
Ashtabula	48	128	287	43	1,447	0	0	11	0	0	382	2,346
Athens	63	12	317	167	995	0	56	47	0	0	52	1,709
Belmont	62	281	287	833	215	0	0	71	0	0	43	1,792
Brown	99	0	243	920	0	0	10	139	0	0	72	1,483
Carroll	265	0	25	206	0	0	1	55	0	0	47	599
Champaign	1	0	226	483	8	0	37	152	0	0	295	1,202
Clermont	41	167	1,418	580	2,644	0	26	116	0	0	1,271	6,263
Clinton	62	21	220	184	631	0	15	142	0	0	27	1,302
Columbiana	73	53	277	167	1,737	0	45	48	0	0	76	2,476
Coshocton	54	39	228	266	446	0	52	56	0	0	15	1,156
Crawford	19	1	95	223	910	0	0	151	0	0	5	1,404
Darke	13	21	120	416	2	0	0	5	0	0	173	750
Defiance	0	0	93	754	158	2	90	171	0	0	2	1,270
Delaware	36	109	492	139	1,590	0	9	178	0	0	52	2,605
Fairfield	205	9	124	151	1,270	0	28	178	0	0	104	2,069
Fayette	179	213	71	345	78	0	9	39	0	0	188	1,122
Fulton	14	34	189	595	62	0	37	115	1	0	175	1,222
Gallia	122	272	452	310	0	0	0	49	0	0	81	1,286
Geauga	4	5	48	396	599	0	19	52	0	0	173	1,296
Guernsey	271	533	277	508	137	0	116	119	0	0	105	2,066
Hancock	21	240	286	734	1,000	2	54	199	0	0	34	2,570
Hardin	4	0	212	680	0	0	17	46	0	0	32	991
Harrison	91	190	59	126	12	0	4	19	0	0	14	515
Highland	636	0	231	397	0	0	78	29	0	0	27	1,398
Hocking	47	97	230	562	359	0	11	50	0	0	6	1,362
Holmes	17	2	100	328	0	0	0	59	0	0	123	629
Huron	46	19	120	649	283	0	21	112	0	0	66	1,316
Jackson	5	3	365	395	39	0	0	72	0	0	128	1,007
Jefferson	75	29	465	1,345	556	0	29	32	0	0	434	2,965
Knox	7	51	129	320	524	0	0	144	0	0	467	1,642
Lawrence	5	9	382	525	296	0	0	13	0	0	159	1,389
Licking	5	19	123	154	1,703	0	0	209	0	0	749	2,962
Madison	27	0	78	125	364	0	2	129	0	0	61	786
Medina	31	155	243	58	1,685	0	100	287	0	0	601	3,160

Common Pleas – Juvenile Division

Courts of Common Pleas – Juvenile Division
Overall Terminations
2005

County	Trial by Judge	Trial by Magistrate	Dismissal	Admission to Judge	Admission to Magistrate	Certification or Waiver Granted	Unavailability of Party	Transferred Out	Private Judge	Interlocutory Appeal/Order	Other Terminations	Total Terminations
Meigs	195	0	140	521	0	0	0	13	0	0	38	907
Mercer	10	0	419	626	0	0	35	89	0	2	593	1,774
Miami	95	646	682	351	2,134	4	116	266	0	0	774	5,068
Monroe	17	0	30	179	0	0	8	4	0	0	4	242
Muskingum	185	7	335	68	1,100	2	74	176	0	0	160	2,107
Ottawa	33	17	215	888	100	0	43	157	0	0	5	1,458
Paulding	4	0	84	340	0	0	0	41	0	3	18	490
Perry	12	56	107	315	8	0	14	48	0	0	369	929
Pickaway	10	1	273	406	170	0	166	150	0	0	425	1,601
Pike	16	0	166	268	0	0	0	39	0	0	161	650
Portage	111	155	281	50	1,435	1	74	59	0	0	346	2,512
Preble	14	1	159	516	361	0	5	54	0	0	217	1,327
Putnam	6	0	209	499	0	0	14	43	0	0	6	777
Ross	1	15	486	259	513	4	0	101	0	0	158	1,537
Sandusky	1	9	206	421	736	0	7	194	0	0	146	1,720
Scioto	163	36	304	165	683	0	0	50	0	0	78	1,479
Seneca	5	80	191	285	991	0	19	108	0	0	169	1,848
Shelby	4	6	246	734	698	5	21	157	0	0	27	1,898
Tuscarawas	0	0	109	503	959	0	0	106	0	0	29	1,706
Union	12	2	259	140	606	0	5	174	0	0	75	1,273
Van Wert	41	278	162	514	22	0	0	128	0	0	22	1,167
Vinton	341	0	78	25	0	0	8	43	0	0	110	605
Warren	23	209	513	221	2,286	1	0	601	0	0	1,400	5,254
Washington	16	19	186	221	623	0	26	44	0	0	8	1,143
Wayne	7	346	309	261	1,462	3	34	197	0	0	327	2,946
Williams	4	0	148	612	241	0	1	79	0	0	4	1,089
Wood	31	10	660	1,751	1,622	0	0	170	0	0	0	4,244
The judges of the following counties also have domestic relations division jurisdiction												
Clark	274	1,966	1,073	613	1,586	23	499	320	0	0	8	6,362
Erie	9	40	502	191	2,020	0	961	504	0	0	928	5,155
Franklin	29	577	7,560	121	14,424	37	2,258	1,065	0	4	839	26,914
Henry	3	0	94	205	411	0	0	72	0	0	60	845
Lorain	282	185	1,750	1,092	3,737	10	1,027	389	0	0	203	8,675
Stark	99	298	1,013	952	5,364	4	233	85	0	2	34	8,084
Trumbull	10	59	236	3,040	2,250	0	364	47	0	0	71	6,077
The judges of the following counties also have domestic relations and probate division jurisdiction												
Auglaize	18	0	67	799	0	1	9	176	0	0	3	1,073
Logan	54	0	178	425	844	0	23	340	0	0	244	2,108
Marion	6	16	716	1,657	1,707	0	62	129	0	0	534	4,827
The judges of the following counties also have general, domestic relations, and probate division jurisdiction												
Adams	80	158	90	177	203	0	4	50	0	0	38	800
Morgan	197	0	56	120	7	0	12	13	0	0	90	495
Morrow	13	35	164	78	237	0	14	123	2	0	478	1,144
Noble	105	0	59	73	0	0	0	19	0	0	15	271
Wyandot	20	19	55	237	179	0	17	126	0	0	7	660
Statewide	7,861	31,231	58,195	43,654	147,303	248	32,963	12,874	4	243	37,402	371,978

Courts of Common Pleas – Juvenile Division
Delinquency Overall Caseloads
2005

County	Cases Pending January 1	New Filings	Reactivations and Transfers	Total Cases	Total Terminations	Clearance Rate	Cases Pending December 31	Cases Pending Beyond Time Guidelines
Adams	24	79	10	113	95	107%	18	2
Allen	139	593	266	998	831	97%	167	1
Ashland	112	312	58	482	360	97%	122	5
Ashtabula	394	658	0	1,052	691	105%	361	39
Athens	68	434	41	543	469	99%	74	4
Auglaize	34	243	38	315	293	104%	22	1
Belmont	175	549	2	726	616	112%	110	41
Brown	75	362	8	445	338	91%	107	4
Butler	564	2,853	579	3,996	3,277	95%	719	0
Carroll	22	103	7	132	112	102%	20	0
Champaign	22	261	55	338	317	100%	21	0
Clark	341	1,727	357	2,425	2,142	103%	283	10
Clermont	295	1,088	307	1,690	1,429	102%	261	0
Clinton	118	391	186	695	497	86%	198	4
Columbiana	49	140	294	483	436	100%	47	0
Coshocton	32	158	24	214	197	108%	17	0
Crawford	122	337	48	507	432	112%	75	2
Cuyahoga	2,306	8,580	10,374	21,260	18,538	98%	2,722	102
Darke	71	332	4	407	312	93%	95	0
Defiance	17	447	28	492	489	103%	3	0
Delaware	105	568	13	686	494	85%	192	6
Erie	177	1,452	234	1,863	1,667	99%	196	6
Fairfield	98	556	44	698	619	103%	79	0
Fayette	47	274	15	336	272	94%	64	5
Franklin	1,979	6,805	2,031	10,815	8,825	100%	1,990	250
Fulton	39	347	24	410	364	98%	46	0
Gallia	39	214	9	262	191	86%	71	5
Geauga	32	469	5	506	473	100%	33	0
Greene	159	844	0	1,003	824	98%	179	8
Guernsey	91	297	125	513	410	97%	103	6
Hamilton	1,403	15,800	6,419	23,622	22,255	100%	1,318	2
Hancock	122	564	161	847	739	102%	108	3
Hardin	78	214	45	337	231	89%	106	1
Harrison	7	89	34	130	126	102%	4	0
Henry	0	185	251	436	348	80%	88	3
Highland	46	283	37	366	315	98%	51	0
Hocking	100	607	21	728	655	104%	73	1
Holmes	19	131	3	153	141	105%	12	0
Huron	51	254	12	317	304	114%	13	1
Jackson	80	379	2	461	332	87%	129	32
Jefferson	64	254	19	337	289	106%	48	3
Knox	101	368	109	578	458	96%	120	50
Lake	292	1,140	192	1,624	1,314	99%	310	9
Lawrence	70	347	3	420	347	99%	73	0
Licking	73	667	271	1,011	927	99%	84	0
Logan	98	346	30	474	392	104%	82	19
Lorain	556	2,236	388	3,180	2,428	93%	752	1

Courts of Common Pleas – Juvenile Division
Delinquency Overall Caseloads
2005

County	Cases Pending January 1	New Filings	Reactivations and Transfers	Total Cases	Total Terminations	Clearance Rate	Cases Pending December 31	Cases Pending Beyond Time Guidelines
Lucas	978	5,899	1,387	8,264	6,947	95%	1,317	70
Madison	16	171	13	200	181	98%	19	0
Mahoning	387	980	161	1,528	1,024	90%	504	81
Marion	241	1,040	419	1,700	1,496	103%	204	30
Medina	223	925	7	1,155	903	97%	252	11
Meigs	19	158	19	196	164	93%	32	4
Mercer	27	191	192	410	370	97%	40	2
Miami	91	1,302	46	1,439	1,356	101%	83	3
Monroe	5	57	14	76	68	96%	8	0
Montgomery	834	4,006	559	5,399	4,735	104%	664	58
Morgan	3	91	4	98	89	94%	9	0
Morrow	189	212	45	446	370	144%	76	9
Muskingum	108	786	94	988	837	95%	151	2
Noble	21	23	29	73	63	121%	10	1
Ottawa	95	532	129	756	671	102%	85	1
Paulding	32	141	43	216	190	103%	26	1
Perry	41	145	72	258	234	108%	24	4
Pickaway	51	216	30	297	258	105%	39	7
Pike	12	123	25	160	121	82%	39	2
Portage	126	608	138	872	801	107%	71	0
Preble	55	519	33	607	506	92%	101	0
Putnam	53	204	58	315	288	110%	27	0
Richland	331	1,374	513	2,218	1,942	103%	276	5
Ross	87	523	8	618	533	100%	85	13
Sandusky	100	732	53	885	684	87%	201	28
Scioto	161	289	12	462	322	107%	140	40
Seneca	184	629	91	904	749	104%	155	24
Shelby	59	388	202	649	613	104%	36	0
Stark	319	2,284	349	2,952	2,636	100%	316	0
Summit	938	4,711	1,456	7,105	5,804	94%	1,301	0
Trumbull	179	1,201	218	1,598	1,457	103%	141	10
Tuscarawas	52	509	32	593	467	86%	126	0
Union	76	234	33	343	293	110%	50	2
Van Wert	31	291	45	367	316	94%	51	2
Vinton	56	161	18	235	172	96%	63	19
Warren	200	1,255	533	1,988	1,701	95%	287	3
Washington	120	322	35	477	412	115%	65	3
Wayne	223	733	13	969	765	103%	204	9
Williams	91	399	87	577	506	104%	71	0
Wood	387	1,281	180	1,848	1,578	108%	270	1
Wyandot	21	83	33	137	130	112%	7	2
Statewide	18,128	91,065	30,611	139,804	120,363	99%	19,392	1,073

Courts of Common Pleas – Juvenile Division
Delinquency Terminations
2005

County	Trial by Judge	Trial by Magistrate	Dismissal	Admission to Judge	Admission to Magistrate	Certification or Waiver Granted	Unavailability of Party	Transferred Out	Interlocutory Appeal/Order	Other Terminations	Total Terminations
Adams	49	0	13	20	2	0	0	11	0	0	95
Allen	20	49	77	84	437	3	33	62	0	66	831
Ashland	16	2	22	243	11	0	3	26	0	37	360
Ashtabula	24	99	122	20	415	0	0	10	0	1	691
Athens	1	0	106	42	252	0	4	32	0	32	469
Auglaize	9	0	29	197	0	1	2	53	0	2	293
Belmont	10	0	101	458	0	0	0	23	0	24	616
Brown	15	0	47	204	0	0	7	39	0	26	338
Butler	32	197	265	402	1,839	3	293	81	0	165	3,277
Carroll	3	0	6	71	0	0	0	26	0	6	112
Champaign	0	0	52	183	0	0	9	70	0	3	317
Clark	16	230	267	302	734	23	378	192	0	0	2,142
Clermont	0	6	164	479	568	0	26	97	0	89	1,429
Clinton	17	3	57	149	242	0	2	24	0	3	497
Columbiana	5	4	25	1	374	0	8	4	0	15	436
Coshocton	45	0	36	78	0	0	16	22	0	0	197
Crawford	7	1	32	81	269	0	0	41	0	1	432
Cuyahoga	181	86	3,104	2,942	7,069	14	3,223	465	37	1,417	18,538
Darke	1	0	30	268	0	0	0	1	0	12	312
Defiance	0	0	31	333	1	2	29	92	0	1	489
Delaware	2	27	112	6	222	0	4	114	0	7	494
Erie	2	9	114	128	699	0	149	159	0	407	1,667
Fairfield	5	7	44	38	392	0	9	115	0	9	619
Fayette	54	2	18	149	18	0	5	10	0	16	272
Franklin	2	78	2,342	23	4,315	37	1,480	178	2	368	8,825
Fulton	4	0	94	215	1	0	1	45	0	4	364
Gallia	12	0	80	80	0	0	0	12	0	7	191
Geauga	1	2	13	346	43	0	9	47	0	12	473
Greene	6	314	30	14	283	0	0	168	0	9	824
Guernsey	13	2	39	219	79	0	1	38	0	19	410
Hamilton	351	5,610	1,841	122	7,904	71	6,188	38	0	130	22,255
Hancock	4	0	44	505	130	2	9	45	0	0	739
Hardin	3	0	30	174	0	0	0	18	0	6	231
Harrison	58	0	21	44	0	0	0	2	0	1	126
Henry	1	0	35	121	160	0	0	25	0	6	348
Highland	182	0	33	84	0	0	3	13	0	0	315
Hocking	5	0	145	297	198	0	2	6	0	2	655
Holmes	2	0	15	94	0	0	0	18	0	12	141
Huron	9	0	28	129	111	0	2	19	0	6	304
Jackson	0	0	112	178	0	0	0	28	0	14	332
Jefferson	68	0	39	123	0	0	1	2	0	56	289
Knox	0	0	29	209	153	0	0	48	0	19	458
Lake	6	27	158	152	769	5	136	36	0	25	1,314
Lawrence	3	1	112	186	33	0	0	5	0	7	347
Licking	2	9	65	28	680	0	0	78	0	65	927
Logan	17	0	53	50	126	0	9	85	0	52	392
Lorain	67	40	203	361	1,420	10	216	92	0	19	2,428

Courts of Common Pleas – Juvenile Division
Delinquency Terminations
2005

County	Trial by Judge	Trial by Magistrate	Dismissal	Admission to Judge	Admission to Magistrate	Certification or Waiver Granted	Unavailability of Party	Transferred Out	Interlocutory Appeal/Order	Other Terminations	Total Terminations
Lucas	32	63	1,774	43	3,268	22	1,598	10	0	137	6,947
Madison	2	0	11	29	119	0	0	13	0	7	181
Mahoning	8	41	204	13	569	3	140	36	0	10	1,024
Marion	2	3	128	37	1,035	0	9	34	0	248	1,496
Medina	14	49	63	14	662	0	10	77	0	14	903
Meigs	14	0	20	122	0	0	0	3	0	5	164
Mercer	4	0	68	205	0	0	2	14	0	77	370
Miami	3	3	95	258	769	4	41	96	0	87	1,356
Monroe	5	0	7	54	0	0	0	2	0	0	68
Montgomery	13	58	818	250	2,871	0	514	114	0	97	4,735
Morgan	19	0	16	44	1	0	1	7	0	1	89
Morrow	3	20	63	2	47	0	4	45	0	186	370
Muskingum	1	5	89	10	592	2	60	77	0	1	837
Noble	16	0	11	32	0	0	0	4	0	0	63
Ottawa	17	0	118	423	18	0	3	87	0	5	671
Paulding	2	0	18	155	0	0	0	13	0	2	190
Perry	5	0	19	188	1	0	0	15	0	6	234
Pickaway	4	0	62	136	2	0	3	45	0	6	258
Pike	2	0	31	71	0	0	0	1	0	16	121
Portage	72	87	134	45	316	1	27	58	0	61	801
Preble	1	0	75	187	214	0	5	16	0	8	506
Putnam	2	0	60	212	0	0	0	13	0	1	288
Richland	6	24	170	203	1,425	1	12	101	0	0	1,942
Ross	0	5	106	140	241	4	0	36	0	1	533
Sandusky	0	4	123	89	351	0	0	57	0	60	684
Scioto	22	2	47	91	142	0	0	11	0	7	322
Seneca	0	0	73	161	392	0	0	37	0	86	749
Shelby	1	2	75	265	172	5	10	67	0	16	613
Stark	1	27	245	250	1,891	4	201	12	2	3	2,636
Summit	53	165	831	269	3,759	27	627	60	0	13	5,804
Trumbull	9	37	106	29	1,005	0	214	7	0	50	1,457
Tuscarawas	0	0	58	387	0	0	0	22	0	0	467
Union	5	0	46	66	106	0	0	47	0	23	293
Van Wert	7	0	20	248	1	0	0	34	0	6	316
Vinton	96	0	25	0	0	0	0	23	0	28	172
Warren	16	58	99	86	1,078	1	0	234	0	129	1,701
Washington	3	1	66	89	240	0	7	5	0	1	412
Wayne	7	289	63	0	283	3	10	82	0	28	765
Williams	1	0	91	338	31	0	0	41	0	4	506
Wood	17	1	339	511	559	0	0	151	0	0	1,578
Wyandot	8	0	5	98	2	0	1	15	0	1	130
Statewide	1,823	7,749	16,907	16,482	52,111	248	15,756	4,637	41	4,609	120,363

Courts of Common Pleas – Juvenile Division
Traffic Overall Caseloads
2005

County	Cases Pending January 1	New Filings	Reactivations and Transfers	Total Cases	Total Terminations	Clearance Rate	Cases Pending December 31	Cases Pending Beyond Time Guidelines
Adams	14	239	8	261	234	95%	27	1
Allen	62	739	96	897	876	105%	21	2
Ashland	23	399	57	479	473	104%	6	0
Ashtabula	71	634	0	705	602	95%	103	62
Athens	19	278	24	321	300	99%	21	0
Auglaize	24	391	95	510	488	100%	22	0
Belmont	12	255	2	269	253	98%	16	4
Brown	24	387	6	417	379	96%	38	1
Butler	358	2,144	407	2,909	2,542	100%	367	0
Carroll	7	164	1	172	166	101%	6	0
Champaign	16	225	84	325	322	104%	3	0
Clark	127	840	54	1,021	897	100%	124	19
Clermont	111	1,626	8	1,745	1,651	101%	94	0
Clinton	132	383	38	553	410	97%	143	1
Columbiana	72	516	16	604	512	96%	92	3
Coshocton	12	134	31	177	172	104%	5	0
Crawford	64	382	20	466	410	102%	56	2
Cuyahoga	1,031	8,156	3,773	12,960	12,072	101%	888	169
Darke	71	353	1	425	305	86%	120	0
Defiance	15	293	39	347	338	102%	9	0
Delaware	104	962	105	1,171	1,113	104%	58	15
Erie	84	867	13	964	915	104%	49	3
Fairfield	45	941	127	1,113	1,062	99%	51	0
Fayette	16	200	3	219	192	95%	27	0
Franklin	627	6,369	291	7,287	6,657	100%	630	57
Fulton	27	321	41	389	370	102%	19	0
Gallia	53	221	9	283	263	114%	20	3
Geauga	28	600	2	630	613	102%	17	0
Greene	63	1,176	0	1,239	1,157	98%	82	3
Guernsey	38	279	50	367	352	107%	15	2
Hamilton	249	5,481	477	6,207	5,960	100%	268	2
Hancock	58	618	63	739	715	105%	24	1
Hardin	73	181	29	283	202	96%	81	0
Harrison	4	72	20	96	92	100%	4	0
Henry	0	218	26	244	222	91%	22	0
Highland	30	264	82	376	346	100%	30	0
Hocking	12	178	10	200	188	100%	12	0
Holmes	6	227	5	238	228	98%	10	0
Huron	47	433	133	613	581	103%	32	0
Jackson	34	343	0	377	303	88%	74	34
Jefferson	26	409	31	466	429	98%	37	8
Knox	93	412	26	531	475	108%	56	25
Lake	63	1,647	18	1,728	1,698	102%	30	1
Lawrence	22	372	3	397	380	101%	17	1
Licking	55	933	50	1,038	1,004	102%	34	0
Logan	32	483	5	520	490	100%	30	2
Lorain	196	1,946	91	2,233	1,979	97%	254	0

Courts of Common Pleas – Juvenile Division
Traffic Overall Caseloads
2005

County	Cases Pending January 1	New Filings	Reactivations and Transfers	Total Cases	Total Terminations	Clearance Rate	Cases Pending December 31	Cases Pending Beyond Time Guidelines
Lucas	267	2,857	257	3,381	3,113	100%	268	35
Madison	4	236	139	379	357	95%	22	2
Mahoning	255	1,510	50	1,815	1,578	101%	237	54
Marion	99	549	3	651	582	105%	69	9
Medina	76	1,145	12	1,233	1,130	98%	103	5
Meigs	11	137	2	150	136	98%	14	8
Mercer	34	371	274	679	659	102%	20	0
Miami	133	756	32	921	786	100%	135	1
Monroe	2	33	19	54	54	104%	0	0
Montgomery	239	3,103	113	3,455	3,229	100%	226	29
Morgan	1	46	7	54	51	96%	3	0
Morrow	29	342	9	380	340	97%	40	2
Muskingum	54	517	53	624	576	101%	48	6
Noble	8	38	21	67	60	102%	7	1
Ottawa	13	285	60	358	331	96%	27	4
Paulding	7	122	34	163	146	94%	17	4
Perry	26	167	29	222	194	99%	28	2
Pickaway	30	316	94	440	408	100%	32	3
Pike	31	206	0	237	202	98%	35	0
Portage	32	918	50	1,000	960	99%	40	0
Preble	62	247	21	330	310	116%	20	0
Putnam	29	150	74	253	235	105%	18	0
Richland	79	868	16	963	937	106%	26	0
Ross	67	448	2	517	413	92%	104	13
Sandusky	26	621	6	653	597	95%	56	2
Scioto	51	562	43	656	600	99%	56	23
Seneca	39	310	79	428	396	102%	32	0
Shelby	39	357	101	497	474	103%	23	0
Stark	106	2,072	0	2,178	2,065	100%	113	0
Summit	395	3,416	206	4,017	3,324	92%	693	6
Trumbull	63	921	121	1,105	1,042	100%	63	1
Tuscarawas	69	504	47	620	568	103%	52	0
Union	41	351	89	481	456	104%	25	3
Van Wert	34	277	20	331	297	100%	34	1
Vinton	22	124	20	166	136	94%	30	6
Warren	69	1,516	57	1,642	1,561	99%	81	6
Washington	36	317	0	353	329	104%	24	1
Wayne	86	682	75	843	705	93%	138	3
Williams	36	283	27	346	304	98%	42	0
Wood	69	1,033	9	1,111	1,019	98%	92	0
Wyandot	14	209	42	265	258	103%	7	0
Statewide	7,133	73,613	8,783	89,529	82,306	100%	7,244	651

Courts of Common Pleas – Juvenile Division
Traffic Terminations
2005

County	Trial by Judge	Trial by Magistrate	Dismissal	Admission to Judge	Admission to Magistrate	Unavailability of Party	Transferred Out	Interlocutory Appeal/Order	Other Terminations	Total Terminations
Adams	6	4	18	34	134	0	37	0	1	234
Allen	3	31	35	176	511	2	103	0	15	876
Ashland	7	0	13	344	2	1	102	0	4	473
Ashtabula	2	1	30	0	568	0	0	0	1	602
Athens	0	1	37	84	165	2	11	0	0	300
Auglaize	4	0	9	362	0	3	110	0	0	488
Belmont	5	0	23	178	0	0	41	0	6	253
Brown	1	0	13	264	0	1	96	0	4	379
Butler	2	117	24	93	2,121	20	104	0	61	2,542
Carroll	0	0	2	109	0	0	29	0	26	166
Champaign	0	0	16	241	0	0	64	0	1	322
Clark	0	0	119	0	636	32	110	0	0	897
Clermont	28	4	612	54	937	0	16	0	0	1,651
Clinton	0	0	41	12	236	2	115	0	4	410
Columbiana	0	7	8	0	453	2	37	0	5	512
Coshocton	0	0	0	149	0	0	22	0	1	172
Crawford	2	0	14	23	288	0	83	0	0	410
Cuyahoga	0	365	2,149	12	5,360	1,413	114	1	2,658	12,072
Darke	2	0	54	126	0	0	3	0	120	305
Defiance	0	0	10	236	11	30	51	0	0	338
Delaware	0	0	36	17	976	2	55	0	27	1,113
Erie	0	5	41	0	411	4	312	0	142	915
Fairfield	0	0	13	95	855	11	60	0	28	1,062
Fayette	7	2	1	118	31	0	23	0	10	192
Franklin	0	41	724	0	4,746	323	711	0	112	6,657
Fulton	0	0	11	291	0	3	65	0	0	370
Gallia	7	6	98	117	0	0	29	0	6	263
Geauga	0	3	4	15	550	1	4	0	36	613
Greene	0	33	14	1	713	0	396	0	0	1,157
Guernsey	16	6	13	208	21	1	78	0	9	352
Hamilton	22	772	370	4	4,480	270	35	0	7	5,960
Hancock	0	0	18	68	489	3	137	0	0	715
Hardin	1	0	12	143	0	0	20	0	26	202
Harrison	4	0	1	69	0	0	17	0	1	92
Henry	0	0	3	7	151	0	45	0	16	222
Highland	67	0	18	249	0	0	9	0	3	346
Hocking	12	7	9	98	19	0	43	0	0	188
Holmes	1	0	7	180	0	0	40	0	0	228
Huron	8	0	24	447	7	10	84	0	1	581
Jackson	0	0	143	125	0	0	34	0	1	303
Jefferson	0	0	305	85	7	1	30	0	1	429
Knox	2	9	7	42	269	0	83	0	63	475
Lake	2	6	33	51	1,576	18	11	0	1	1,698
Lawrence	1	8	28	159	167	0	8	0	9	380
Licking	1	10	10	0	814	0	131	0	38	1,004
Logan	10	0	38	226	3	7	191	0	15	490
Lorain	0	57	110	0	1,507	64	239	0	2	1,979
Lucas	3	3	58	955	1,562	386	16	0	130	3,113

Courts of Common Pleas – Juvenile Division
Traffic Terminations
2005

County	Trial by Judge	Trial by Magistrate	Dismissal	Admission to Judge	Admission to Magistrate	Unavailability of Party	Transferred Out	Interlocutory Appeal/Order	Other Terminations	Total Terminations
Madison	10	0	6	38	188	0	113	0	2	357
Mahoning	15	77	164	407	632	51	188	0	44	1,578
Marion	0	0	8	90	378	13	93	0	0	582
Medina	1	37	8	0	621	2	206	0	255	1,130
Meigs	0	0	15	106	0	0	7	0	8	136
Mercer	3	0	224	148	0	2	59	0	223	659
Miami	0	5	55	11	590	0	122	0	3	786
Monroe	3	0	0	51	0	0	0	0	0	54
Montgomery	0	21	157	21	2,854	92	46	0	38	3,229
Morgan	6	0	2	40	0	0	3	0	0	51
Morrow	1	1	9	62	138	0	70	0	59	340
Muskingum	0	0	131	55	304	1	85	0	0	576
Noble	9	0	0	30	0	0	15	0	6	60
Ottawa	2	0	14	250	9	0	56	0	0	331
Paulding	0	0	29	94	0	0	23	0	0	146
Perry	1	0	2	36	0	0	33	0	122	194
Pickaway	5	1	65	203	24	5	105	0	0	408
Pike	0	0	24	105	0	0	34	0	39	202
Portage	0	1	21	3	918	17	0	0	0	960
Preble	0	0	7	233	2	0	38	0	30	310
Putnam	0	0	120	93	0	0	22	0	0	235
Richland	0	3	73	20	693	1	141	0	6	937
Ross	0	3	207	35	103	0	61	0	4	413
Sandusky	0	0	9	273	127	0	129	0	59	597
Scioto	0	3	126	6	427	0	38	0	0	600
Seneca	0	0	9	18	296	0	63	0	10	396
Shelby	3	4	10	266	109	2	80	0	0	474
Stark	6	21	23	0	1,965	0	48	0	2	2,065
Summit	135	65	126	3	2,880	42	63	0	10	3,324
Trumbull	0	1	42	4	936	19	40	0	0	1,042
Tuscarawas	0	0	5	0	480	0	83	0	0	568
Union	0	0	32	2	294	0	119	0	9	456
Van Wert	2	21	60	125	1	0	88	0	0	297
Vinton	39	0	10	25	0	0	19	0	43	136
Warren	0	27	20	0	1,135	0	350	0	29	1,561
Washington	0	6	13	36	239	0	34	0	1	329
Wayne	0	14	5	0	571	2	111	0	2	705
Williams	0	0	25	241	0	0	38	0	0	304
Wood	1	0	92	656	259	0	11	0	0	1,019
Wyandot	0	3	0	43	113	3	96	0	0	258
Statewide	468	1,812	7,324	10,096	48,062	2,864	7,084	1	4,595	82,306

Courts of Common Pleas – Juvenile Division
Dependency, Neglect and Abuse Overall Caseloads
2005

County	Cases Pending January 1	New Filings	Reactivations and Transfers	Total Cases	Total Terminations	Clearance Rate	Cases Pending December 31	Cases Pending Beyond Time Guidelines
Adams	20	67	6	93	58	79%	35	13
Allen	120	192	408	720	552	92%	168	44
Ashland	20	41	36	97	75	97%	22	7
Ashtabula	157	91	0	248	21	23%	227	209
Athens	4	57	15	76	63	88%	13	5
Auglaize	1	9	2	12	11	100%	1	0
Belmont	7	53	0	60	51	96%	9	2
Brown	15	79	10	104	74	83%	30	13
Butler	413	601	85	1,099	427	62%	672	0
Carroll	6	26	9	41	39	111%	2	0
Champaign	3	28	0	31	21	75%	10	1
Clark	86	239	87	412	317	97%	95	44
Clermont	49	148	13	210	142	88%	68	0
Clinton	38	32	4	74	36	100%	38	1
Columbiana	37	108	190	335	314	105%	21	0
Coshocton	7	30	2	39	32	100%	7	0
Crawford	17	91	0	108	89	98%	19	0
Cuyahoga	1,356	2,072	9,698	13,126	11,766	100%	1,360	454
Darke	52	35	2	89	18	49%	71	0
Defiance	6	38	1	45	28	72%	17	0
Delaware	19	116	0	135	101	87%	34	4
Erie	19	105	15	139	96	80%	43	5
Fairfield	41	114	85	240	202	102%	38	0
Fayette	13	35	3	51	43	113%	8	4
Franklin	848	3,309	925	5,082	4,103	97%	979	135
Fulton	8	53	20	81	75	103%	6	0
Gallia	10	48	8	66	42	75%	24	13
Geauga	3	23	1	27	21	88%	6	0
Greene	32	178	0	210	150	84%	60	5
Guernsey	23	38	52	113	84	93%	29	6
Hamilton	1,536	2	212	1,750	458	214%	1,312	22
Hancock	11	44	0	55	48	109%	7	0
Hardin	34	44	8	86	41	79%	45	0
Harrison	1	8	7	16	14	93%	2	0
Henry	0	20	23	43	24	56%	19	5
Highland	22	70	10	102	88	110%	14	0
Hocking	34	54	0	88	80	148%	8	0
Holmes	8	63	1	72	62	97%	10	0
Huron	14	107	0	121	92	86%	29	0
Jackson	3	39	1	43	31	78%	12	3
Jefferson	49	71	61	181	151	114%	30	11
Knox	12	38	14	64	51	98%	13	10
Lake	51	196	35	282	258	112%	24	0
Lawrence	16	50	0	66	48	96%	18	0
Licking	47	138	294	479	432	100%	47	0
Logan	23	78	103	204	177	98%	27	7
Lorain	51	338	34	423	357	96%	66	0

Courts of Common Pleas – Juvenile Division
Dependency, Neglect and Abuse Overall Caseloads
2005

County	Cases Pending January 1	New Filings	Reactivations and Transfers	Total Cases	Total Terminations	Clearance Rate	Cases Pending December 31	Cases Pending Beyond Time Guidelines
Lucas	67	461	57	585	501	97%	84	4
Madison	1	21	4	26	19	76%	7	0
Mahoning	170	250	104	524	396	112%	128	49
Marion	84	118	123	325	284	118%	41	13
Medina	18	61	2	81	72	114%	9	2
Meigs	15	45	27	87	61	85%	26	12
Mercer	14	34	67	115	90	89%	25	5
Miami	89	53	0	142	50	94%	92	1
Monroe	2	10	1	13	11	100%	2	0
Montgomery	363	814	29	1,206	962	114%	244	53
Morgan	0	14	0	14	10	71%	4	0
Morrow	37	34	3	74	60	162%	14	11
Muskingum	47	150	14	211	157	96%	54	29
Noble	5	7	3	15	14	140%	1	0
Ottawa	3	15	9	27	20	83%	7	1
Paulding	3	7	18	28	18	72%	10	2
Perry	8	76	18	102	74	79%	28	7
Pickaway	14	62	48	124	103	94%	21	2
Pike	21	50	0	71	57	114%	14	0
Portage	27	118	0	145	124	105%	21	0
Preble	10	44	8	62	47	90%	15	5
Putnam	13	5	17	35	31	141%	4	0
Richland	43	152	1	196	187	122%	9	0
Ross	30	113	1	144	115	101%	29	16
Sandusky	25	107	29	161	156	115%	5	8
Scioto	206	240	37	483	244	88%	239	140
Seneca	75	66	17	158	110	133%	48	34
Shelby	9	56	1	66	64	112%	2	0
Stark	105	342	493	940	817	98%	123	9
Summit	208	898	273	1,379	831	71%	548	6
Trumbull	39	269	88	396	335	94%	61	18
Tuscarawas	16	63	0	79	43	68%	36	0
Union	12	68	1	81	68	99%	13	1
Van Wert	11	15	53	79	72	106%	7	2
Vinton	19	41	3	63	47	107%	16	3
Warren	10	66	7	83	76	104%	7	0
Washington	8	18	0	26	22	122%	4	2
Wayne	32	268	0	300	240	90%	60	0
Williams	3	57	0	60	18	32%	42	0
Wood	44	116	241	401	344	96%	57	0
Wyandot	8	7	2	17	17	189%	0	0
Statewide	7,256	14,827	14,279	36,362	28,430	98%	7,952	1,458

Courts of Common Pleas – Juvenile Division
Dependency, Neglect and Abuse Terminations
2005

County	Trial by Judge	Trial by Magistrate	Dismissal	Admission to Judge	Admission to Magistrate	Unavailability of Party	Transferred Out	Interlocutory Appeal/Order	Other Terminations	Total Terminations
Adams	1	27	23	1	6	0	0	0	0	58
Allen	5	396	32	0	92	8	4	0	15	552
Ashland	22	0	7	25	1	1	0	0	19	75
Ashtabula	0	3	10	1	0	0	0	0	7	21
Athens	32	0	3	21	3	0	0	0	4	63
Auglaize	0	0	2	7	0	0	2	0	0	11
Belmont	1	27	1	3	19	0	0	0	0	51
Brown	60	0	1	13	0	0	0	0	0	74
Butler	6	136	38	14	146	25	8	0	54	427
Carroll	17	0	4	17	0	0	0	0	1	39
Champaign	0	0	4	0	0	0	2	0	15	21
Clark	172	7	50	72	12	0	4	0	0	317
Clermont	0	19	13	4	94	0	1	0	11	142
Clinton	24	3	6	0	3	0	0	0	0	36
Columbiana	1	35	56	1	196	1	5	0	19	314
Coshocton	6	0	4	19	0	3	0	0	0	32
Crawford	6	0	7	76	0	0	0	0	0	89
Cuyahoga	364	533	896	301	4,339	9	84	117	5,123	11,766
Darke	8	0	2	0	1	0	0	0	7	18
Defiance	0	0	4	24	0	0	0	0	0	28
Delaware	27	1	31	32	6	0	0	0	4	101
Erie	4	7	30	0	40	13	0	0	2	96
Fairfield	132	2	34	0	0	0	1	0	33	202
Fayette	14	0	6	7	0	0	1	0	15	43
Franklin	2	20	1,693	0	2,211	11	61	0	105	4,103
Fulton	5	0	8	35	1	1	0	0	25	75
Gallia	21	0	20	0	0	0	0	0	1	42
Geauga	0	0	0	2	0	0	1	0	18	21
Greene	9	111	23	3	0	0	2	0	2	150
Guernsey	38	0	8	0	0	0	0	0	38	84
Hamilton	0	351	40	0	67	0	0	0	0	458
Hancock	11	0	2	35	0	0	0	0	0	48
Hardin	0	0	20	21	0	0	0	0	0	41
Harrison	14	0	0	0	0	0	0	0	0	14
Henry	0	0	3	20	1	0	0	0	0	24
Highland	69	0	7	2	0	1	3	0	6	88
Hocking	0	0	8	45	27	0	0	0	0	80
Holmes	9	0	25	16	0	0	0	0	12	62
Huron	24	3	20	40	3	0	2	0	0	92
Jackson	4	0	9	14	0	0	0	0	4	31
Jefferson	4	3	3	113	18	2	0	0	8	151
Knox	2	0	18	25	0	0	0	0	6	51
Lake	2	7	66	1	5	22	0	0	155	258
Lawrence	1	0	10	36	1	0	0	0	0	48
Licking	0	0	13	1	103	0	0	0	315	432
Logan	5	0	3	130	0	2	19	0	18	177
Lorain	0	27	32	6	256	0	30	0	6	357

Courts of Common Pleas – Juvenile Division
Dependency, Neglect and Abuse Terminations
2005

County	Trial by Judge	Trial by Magistrate	Dismissal	Admission to Judge	Admission to Magistrate	Unavailability of Party	Transferred Out	Interlocutory Appeal/Order	Other Terminations	Total Terminations
Lucas	11	435	30	0	1	1	0	0	23	501
Madison	6	0	3	6	0	0	0	0	4	19
Mahoning	4	330	51	0	8	1	1	0	1	396
Marion	0	6	70	185	13	3	1	0	6	284
Medina	16	0	15	40	0	0	0	0	1	72
Meigs	17	0	24	15	0	0	0	0	5	61
Mercer	0	0	24	38	0	0	2	0	26	90
Miami	1	12	4	0	33	0	0	0	0	50
Monroe	2	0	0	9	0	0	0	0	0	11
Montgomery	3	725	128	3	73	7	5	0	18	962
Morgan	8	0	0	0	0	0	0	0	2	10
Morrow	4	0	12	3	0	1	3	0	37	60
Muskingum	115	0	29	0	4	0	0	0	9	157
Noble	12	0	2	0	0	0	0	0	0	14
Ottawa	0	0	4	16	0	0	0	0	0	20
Paulding	0	0	3	11	0	0	0	2	2	18
Perry	2	0	6	48	0	0	0	0	18	74
Pickaway	1	0	13	8	46	8	0	0	27	103
Pike	11	0	8	17	0	0	0	0	21	57
Portage	0	10	17	0	97	0	0	0	0	124
Preble	1	0	5	35	0	0	0	0	6	47
Putnam	0	0	3	27	0	1	0	0	0	31
Richland	2	49	6	0	127	0	0	0	3	187
Ross	0	1	32	0	81	0	0	0	1	115
Sandusky	0	4	6	32	107	3	0	0	4	156
Scioto	93	23	47	18	36	0	0	0	27	244
Seneca	1	0	30	66	6	0	0	0	7	110
Shelby	0	0	8	34	20	0	0	0	2	64
Stark	20	235	37	20	499	0	0	0	6	817
Summit	42	727	18	2	25	2	6	0	9	831
Trumbull	0	2	0	314	19	0	0	0	0	335
Tuscarawas	0	0	5	0	38	0	0	0	0	43
Union	0	1	40	9	16	0	1	0	1	68
Van Wert	25	0	4	39	0	0	1	0	3	72
Vinton	38	0	8	0	0	0	0	0	1	47
Warren	0	63	6	0	0	0	0	0	7	76
Washington	2	0	5	14	0	0	1	0	0	22
Wayne	0	0	87	101	45	0	0	0	7	240
Williams	0	0	1	17	0	0	0	0	0	18
Wood	3	0	28	172	141	0	0	0	0	344
Wyandot	2	0	2	9	0	0	1	0	3	17
Statewide	1,564	4,341	4,116	2,491	9,086	126	252	119	6,335	28,430

Courts of Common Pleas – Juvenile Division
Unruly Overall Caseloads
2005

County	Cases Pending January 1	New Filings	Reactivations and Transfers	Total Cases	Total Terminations	Clearance Rate	Cases Pending December 31	Cases Pending Beyond Time Guidelines
Adams	2	14	1	17	13	87%	4	0
Allen	11	91	11	113	98	96%	15	0
Ashland	20	58	7	85	76	117%	9	0
Ashtabula	212	574	0	786	575	100%	211	16
Athens	7	77	3	87	80	100%	7	0
Auglaize	12	80	5	97	92	108%	5	0
Belmont	26	142	0	168	152	107%	16	6
Brown	14	93	2	109	96	101%	13	1
Butler	87	890	157	1,134	1,033	99%	101	0
Carroll	4	12	0	16	14	117%	2	0
Champaign	4	125	8	137	124	93%	13	0
Clark	61	287	38	386	343	106%	43	1
Clermont	25	126	6	157	127	96%	30	0
Clinton	13	53	23	89	67	88%	22	1
Columbiana	8	71	38	117	114	105%	3	0
Coshocton	5	27	1	33	33	118%	0	0
Crawford	52	197	15	264	227	107%	37	3
Cuyahoga	202	782	1,960	2,944	2,797	102%	147	21
Darke	9	22	0	31	22	100%	9	0
Defiance	1	205	5	211	204	97%	7	0
Delaware	28	152	0	180	127	84%	53	6
Erie	57	575	193	825	743	97%	82	0
Fairfield	4	35	4	43	40	103%	3	0
Fayette	22	118	15	155	146	110%	9	0
Franklin	137	800	234	1,171	988	96%	183	31
Fulton	7	72	6	85	78	100%	7	0
Gallia	11	152	2	165	117	76%	48	5
Geauga	3	62	1	66	63	100%	3	0
Greene	4	102	0	106	100	98%	6	0
Guernsey	24	81	47	152	137	107%	15	2
Hamilton	81	1,736	1,058	2,875	2,777	99%	104	2
Hancock	23	184	9	216	193	100%	23	0
Hardin	6	76	3	85	83	105%	2	0
Harrison	2	22	7	31	31	107%	0	0
Henry	0	18	7	25	21	84%	4	0
Highland	18	120	9	147	133	103%	14	0
Hocking	25	122	3	150	139	111%	11	0
Holmes	8	60	1	69	57	93%	12	2
Huron	4	80	6	90	84	98%	6	0
Jackson	52	128	0	180	152	119%	28	7
Jefferson	32	192	1	225	200	104%	25	1
Knox	30	161	33	224	167	86%	57	29
Lake	57	453	84	594	531	99%	63	6
Lawrence	57	316	1	374	318	100%	56	1
Licking	12	118	11	141	136	105%	5	0
Logan	62	202	0	264	198	98%	66	24
Lorain	19	225	19	263	237	97%	26	0

Courts of Common Pleas – Juvenile Division
Unruly Overall Caseloads
2005

County	Cases Pending January 1	New Filings	Reactivations and Transfers	Total Cases	Total Terminations	Clearance Rate	Cases Pending December 31	Cases Pending Beyond Time Guidelines
Lucas	17	408	301	726	715	101%	11	0
Madison	8	82	1	91	82	99%	9	0
Mahoning	54	369	17	440	297	77%	143	28
Marion	27	543	38	608	539	93%	69	13
Medina	22	201	0	223	190	95%	33	8
Meigs	7	55	7	69	51	82%	18	13
Mercer	18	121	51	190	164	95%	26	7
Miami	30	361	63	454	412	97%	42	4
Monroe	7	24	0	31	31	129%	0	0
Montgomery	473	1,844	421	2,738	2,420	107%	318	92
Morgan	5	15	0	20	20	133%	0	0
Morrow	79	92	24	195	174	150%	21	6
Muskingum	42	256	18	316	289	105%	27	0
Noble	9	18	0	27	23	128%	4	2
Ottawa	9	69	11	89	80	100%	9	2
Paulding	2	27	4	33	31	100%	2	0
Perry	10	39	8	57	47	100%	10	1
Pickaway	6	60	7	73	68	101%	5	2
Pike	18	28	3	49	43	139%	6	0
Portage	8	41	3	52	47	107%	5	0
Preble	10	78	7	95	84	99%	11	0
Putnam	4	39	7	50	47	102%	3	0
Richland	92	442	12	546	492	108%	54	2
Ross	14	127	1	142	135	105%	7	1
Sandusky	12	107	6	125	94	83%	31	9
Scioto	162	44	0	206	43	98%	163	11
Seneca	35	222	19	276	232	96%	44	9
Shelby	5	79	9	93	88	100%	5	2
Stark	22	192	1	215	199	103%	16	1
Summit	72	645	35	752	558	82%	194	0
Trumbull	28	328	96	452	435	103%	17	1
Tuscarawas	20	105	3	128	114	106%	14	0
Union	24	144	6	174	145	97%	29	3
Van Wert	1	110	2	113	105	94%	8	1
Vinton	6	29	0	35	29	100%	6	5
Warren	13	95	5	113	107	107%	6	0
Washington	15	69	0	84	79	114%	5	0
Wayne	34	118	1	153	138	116%	15	2
Williams	7	10	1	18	17	155%	1	0
Wood	29	160	6	195	163	98%	32	1
Wyandot	14	51	2	67	63	119%	4	0
Statewide	3,030	18,135	5,230	26,395	23,373	100%	3,028	391

Courts of Common Pleas – Juvenile Division
Unruly Terminations
2005

County	Trial by Judge	Trial by Magistrate	Dismissal	Admission to Judge	Admission to Magistrate	Unavailability of Party	Transferred Out	Interlocutory Appeal/Order	Other Terminations	Total Terminations
Adams	1	1	2	6	3	0	0	0	0	13
Allen	1	1	15	4	58	4	11	0	4	98
Ashland	4	0	9	52	4	0	4	0	3	76
Ashtabula	15	22	91	7	439	0	1	0	0	575
Athens	0	0	28	0	44	0	3	0	5	80
Auglaize	0	0	6	81	0	1	3	0	1	92
Belmont	0	0	14	138	0	0	0	0	0	152
Brown	3	0	17	52	0	0	4	0	20	96
Butler	0	20	124	33	664	71	4	0	117	1,033
Carroll	1	0	4	8	0	0	0	0	1	14
Champaign	0	0	55	57	0	0	11	0	1	124
Clark	5	5	57	38	170	54	14	0	0	343
Clermont	0	0	27	25	50	0	0	0	25	127
Clinton	1	0	11	15	35	2	2	0	1	67
Columbiana	1	0	6	0	95	5	0	0	7	114
Coshocton	2	0	2	20	0	1	1	0	7	33
Crawford	0	0	23	20	158	0	26	0	0	227
Cuyahoga	0	4	276	58	830	659	23	0	947	2,797
Darke	0	0	4	13	1	0	1	0	3	22
Defiance	0	0	17	149	0	10	28	0	0	204
Delaware	0	5	34	10	64	1	8	0	5	127
Erie	0	0	86	18	286	78	31	0	244	743
Fairfield	0	0	14	0	23	0	2	0	1	40
Fayette	20	0	21	56	27	3	5	0	14	146
Franklin	0	0	460	0	276	160	21	0	71	988
Fulton	1	0	21	45	0	4	5	0	2	78
Gallia	0	0	74	32	0	0	8	0	3	117
Geauga	0	0	12	31	6	1	0	0	13	63
Greene	0	5	3	7	65	0	2	0	18	100
Guernsey	1	2	16	73	35	3	1	0	6	137
Hamilton	2	177	527	0	985	1,073	6	0	7	2,777
Hancock	0	0	25	32	80	10	16	0	30	193
Hardin	0	0	10	67	0	0	6	0	0	83
Harrison	11	0	6	13	1	0	0	0	0	31
Henry	0	0	1	7	9	0	2	0	2	21
Highland	43	0	32	49	0	2	4	0	3	133
Hocking	0	1	23	59	55	0	1	0	0	139
Holmes	0	0	13	38	0	0	1	0	5	57
Huron	3	0	20	18	31	2	6	0	4	84
Jackson	0	0	56	77	0	0	10	0	9	152
Jefferson	0	0	46	153	0	1	0	0	0	200
Knox	0	1	21	30	98	0	11	0	6	167
Lake	1	4	85	73	269	80	7	0	12	531
Lawrence	0	0	132	54	4	0	0	0	128	318
Licking	1	0	13	70	35	0	0	0	17	136
Logan	1	0	68	12	66	1	13	0	37	198
Lorain	0	0	36	1	182	12	5	0	1	237

Courts of Common Pleas – Juvenile Division
Unruly Terminations
2005

County	Trial by Judge	Trial by Magistrate	Dismissal	Admission to Judge	Admission to Magistrate	Unavailability of Party	Transferred Out	Interlocutory Appeal/Order	Other Terminations	Total Terminations
Lucas	1	1	385	3	22	301	0	0	2	715
Madison	1	0	7	15	57	0	1	0	1	82
Mahoning	0	39	91	27	108	24	5	0	3	297
Marion	0	0	35	6	241	1	0	0	256	539
Medina	0	2	28	0	133	2	0	0	25	190
Meigs	0	0	7	42	0	0	1	0	1	51
Mercer	1	0	35	102	0	1	13	0	12	164
Miami	0	0	33	31	301	6	36	0	5	412
Monroe	0	0	5	24	0	0	1	0	1	31
Montgomery	1	8	731	91	1,111	418	8	0	52	2,420
Morgan	3	0	3	12	0	0	2	0	0	20
Morrow	0	5	61	0	23	7	2	0	76	174
Muskingum	0	2	60	1	200	12	14	0	0	289
Noble	6	0	9	8	0	0	0	0	0	23
Ottawa	0	0	12	60	0	0	8	0	0	80
Paulding	0	0	2	24	0	0	5	0	0	31
Perry	1	0	3	37	4	0	0	0	2	47
Pickaway	0	0	17	46	1	4	0	0	0	68
Pike	0	0	9	20	0	0	1	0	13	43
Portage	1	3	17	0	23	3	0	0	0	47
Preble	1	0	13	56	12	0	0	0	2	84
Putnam	0	0	4	37	0	0	6	0	0	47
Richland	0	0	49	40	377	4	16	0	6	492
Ross	0	1	46	34	50	0	4	0	0	135
Sandusky	1	0	21	7	41	0	6	0	18	94
Scioto	0	0	13	2	28	0	0	0	0	43
Seneca	0	0	29	16	146	0	7	0	34	232
Shelby	0	0	14	34	28	0	10	0	2	88
Stark	0	0	30	7	157	3	1	0	1	199
Summit	3	4	161	10	338	34	7	0	1	558
Trumbull	0	0	43	0	266	109	0	0	17	435
Tuscarawas	0	0	7	107	0	0	0	0	0	114
Union	1	0	31	23	65	0	6	0	19	145
Van Wert	1	0	3	96	0	0	5	0	0	105
Vinton	11	0	8	0	0	0	1	0	9	29
Warren	0	3	3	2	48	0	9	0	42	107
Washington	0	0	22	4	50	1	1	0	1	79
Wayne	0	42	18	0	67	2	4	0	5	138
Williams	0	0	4	12	1	0	0	0	0	17
Wood	0	0	31	44	80	0	8	0	0	163
Wyandot	3	0	7	33	10	0	10	0	0	63
Statewide	154	358	4,750	2,914	9,136	3,170	505	0	2,386	23,373

Courts of Common Pleas – Juvenile Division
Adult Overall Caseloads
2005

County	Cases Pending January 1	New Filings	Reactivations and Transfers	Total Cases	Total Terminations	Clearance Rate	Cases Pending December 31	Cases Pending Beyond Time Guidelines
Adams	4	25	0	29	20	80%	9	4
Allen	7	22	13	42	39	111%	3	0
Ashland	6	15	4	25	19	100%	6	1
Ashtabula	47	87	0	134	66	76%	68	39
Athens	14	32	0	46	40	125%	6	0
Auglaize	0	12	0	12	12	100%	0	0
Belmont	3	11	0	14	11	100%	3	0
Brown	25	145	0	170	146	101%	24	2
Butler	253	513	0	766	319	62%	447	0
Carroll	0	0	0	0	0	-	0	0
Champaign	0	4	0	4	2	50%	2	0
Clark	22	85	31	138	113	97%	25	5
Clermont	12	47	0	59	49	104%	10	0
Clinton	6	36	1	43	24	65%	19	1
Columbiana	10	30	12	52	45	107%	7	1
Coshocton	0	0	0	0	0	-	0	0
Crawford	5	17	0	22	11	65%	11	2
Cuyahoga	5	17	12	34	32	110%	2	0
Darke	7	10	0	17	10	100%	7	0
Defiance	1	34	0	35	34	100%	1	0
Delaware	10	85	0	95	62	73%	33	3
Erie	13	36	12	61	53	110%	8	2
Fairfield	6	10	11	27	27	129%	0	0
Fayette	6	34	7	47	38	93%	9	3
Franklin	9	13	11	33	23	96%	10	1
Fulton	1	8	0	9	8	100%	1	0
Gallia	9	79	2	90	52	64%	38	3
Geauga	1	6	0	7	7	117%	0	0
Greene	18	17	0	35	35	206%	0	0
Guernsey	4	11	2	17	13	100%	4	0
Hamilton	172	1,492	713	2,377	2,120	96%	237	1
Hancock	5	20	2	27	23	105%	4	0
Hardin	11	18	3	32	18	86%	14	0
Harrison	0	0	0	0	0	-	0	0
Henry	0	22	7	29	21	72%	8	1
Highland	0	0	0	0	0	-	0	0
Hocking	4	16	1	21	17	100%	4	0
Holmes	0	0	0	0	0	-	0	0
Huron	0	11	0	11	11	100%	0	0
Jackson	1	7	0	8	6	86%	2	1
Jefferson	0	0	0	0	0	-	0	0
Knox	14	36	1	51	27	73%	24	11
Lake	6	19	1	26	22	110%	4	0
Lawrence	1	20	0	21	18	90%	3	0
Licking	14	50	1	65	58	114%	7	0
Logan	8	13	1	22	18	129%	4	1
Lorain	9	40	65	114	88	84%	26	0

Courts of Common Pleas – Juvenile Division
Adult Overall Caseloads
2005

County	Cases Pending January 1	New Filings	Reactivations and Transfers	Total Cases	Total Terminations	Clearance Rate	Cases Pending December 31	Cases Pending Beyond Time Guidelines
Lucas	88	379	217	684	626	105%	58	3
Madison	0	2	0	2	2	100%	0	0
Mahoning	22	54	24	100	72	92%	28	11
Marion	139	334	90	563	391	92%	172	50
Medina	0	2	0	2	2	100%	0	0
Meigs	0	0	0	0	0	-	0	0
Mercer	4	8	3	15	14	127%	1	0
Miami	10	140	11	161	146	97%	15	1
Monroe	0	0	0	0	0	-	0	0
Montgomery	101	301	16	418	332	105%	86	70
Morgan	0	6	0	6	4	67%	2	0
Morrow	11	27	1	39	23	82%	16	6
Muskingum	0	6	0	6	4	67%	2	0
Noble	3	8	0	11	8	100%	3	0
Ottawa	19	50	18	87	77	113%	10	1
Paulding	1	3	1	5	4	100%	1	0
Perry	0	2	0	2	2	100%	0	0
Pickaway	3	20	0	23	17	85%	6	2
Pike	17	91	12	120	112	109%	8	0
Portage	22	47	9	78	74	132%	4	0
Preble	2	7	4	13	13	118%	0	0
Putnam	0	0	0	0	0	-	0	0
Richland	4	53	3	60	40	71%	20	0
Ross	20	95	0	115	105	111%	10	1
Sandusky	15	17	3	35	21	105%	14	5
Scioto	22	22	1	45	32	139%	13	5
Seneca	14	38	0	52	40	105%	12	2
Shelby	12	55	5	72	65	108%	7	0
Stark	1	40	7	48	42	89%	6	0
Summit	184	669	53	906	800	111%	106	0
Trumbull	4	52	7	63	49	83%	14	3
Tuscarawas	5	17	0	22	12	71%	10	0
Union	1	20	0	21	9	45%	12	0
Van Wert	0	8	0	8	3	38%	5	0
Vinton	4	4	0	8	6	150%	2	1
Warren	8	113	0	121	106	94%	15	1
Washington	1	9	0	10	8	89%	2	0
Wayne	9	33	0	42	35	106%	7	0
Williams	2	5	0	7	4	80%	3	0
Wood	7	29	5	41	35	103%	6	0
Wyandot	2	1	3	6	5	125%	1	0
Statewide	1,506	5,972	1,406	8,884	7,097	96%	1,767	244

Courts of Common Pleas – Juvenile Division

Adult Terminations

2005

County	Trial by Judge	Trial by Magistrate	Dismissal	Admission to Judge	Admission to Magistrate	Unavailability of Party	Transferred Out	Interlocutory Appeal/Order	Other Terminations	Total Terminations
Adams	10	0	5	5	0	0	0	0	0	20
Allen	19	3	5	1	0	11	0	0	0	39
Ashland	1	0	2	14	0	0	0	0	2	19
Ashtabula	7	3	17	15	24	0	0	0	0	66
Athens	0	0	26	0	14	0	0	0	0	40
Auglaize	0	0	0	10	0	1	1	0	0	12
Belmont	3	0	3	5	0	0	0	0	0	11
Brown	8	0	39	75	0	2	0	0	22	146
Butler	15	10	81	53	136	0	0	0	24	319
Carroll	0	0	0	0	0	0	0	0	0	0
Champaign	0	0	0	2	0	0	0	0	0	2
Clark	0	11	46	2	25	29	0	0	0	113
Clermont	0	0	23	0	3	0	0	0	23	49
Clinton	3	0	13	1	7	0	0	0	0	24
Columbiana	9	0	16	15	0	2	0	0	3	45
Coshocton	0	0	0	0	0	0	0	0	0	0
Crawford	0	0	0	11	0	0	0	0	0	11
Cuyahoga	2	0	14	1	0	6	1	0	8	32
Darke	0	0	3	5	0	0	0	0	2	10
Defiance	0	0	5	10	0	19	0	0	0	34
Delaware	0	0	41	1	19	1	0	0	0	62
Erie	0	2	10	11	18	11	1	0	0	53
Fairfield	0	0	3	16	0	8	0	0	0	27
Fayette	8	0	13	13	2	1	0	0	1	38
Franklin	0	3	4	4	5	5	0	0	2	23
Fulton	0	0	3	3	0	0	0	0	2	8
Gallia	8	0	36	8	0	0	0	0	0	52
Geauga	1	0	4	2	0	0	0	0	0	7
Greene	25	0	5	3	0	0	0	0	2	35
Guernsey	2	0	1	8	1	1	0	0	0	13
Hamilton	45	194	979	13	391	448	0	0	50	2,120
Hancock	0	0	10	9	0	4	0	0	0	23
Hardin	0	0	5	13	0	0	0	0	0	18
Harrison	0	0	0	0	0	0	0	0	0	0
Henry	1	0	7	3	9	0	0	0	1	21
Highland	0	0	0	0	0	0	0	0	0	0
Hocking	4	1	2	3	2	4	0	0	1	17
Holmes	0	0	0	0	0	0	0	0	0	0
Huron	0	0	1	4	0	0	0	0	6	11
Jackson	0	0	5	1	0	0	0	0	0	6
Jefferson	0	0	0	0	0	0	0	0	0	0
Knox	3	0	7	13	4	0	0	0	0	27
Lake	1	0	4	10	1	1	3	0	2	22
Lawrence	0	0	13	4	1	0	0	0	0	18
Licking	1	0	8	37	0	0	0	0	12	58
Logan	0	0	3	2	0	2	1	0	10	18
Lorain	4	1	20	3	39	13	1	0	7	88

Courts of Common Pleas – Juvenile Division
Adult Terminations
2005

County	Trial by Judge	Trial by Magistrate	Dismissal	Admission to Judge	Admission to Magistrate	Unavailability of Party	Transferred Out	Interlocutory Appeal/Order	Other Terminations	Total Terminations
Lucas	68	4	166	34	7	337	0	0	10	626
Madison	0	0	2	0	0	0	0	0	0	2
Mahoning	17	3	23	0	6	22	0	0	1	72
Marion	0	0	89	267	1	33	0	0	1	391
Medina	0	0	0	2	0	0	0	0	0	2
Meigs	0	0	0	0	0	0	0	0	0	0
Mercer	2	0	3	6	0	3	0	0	0	14
Miami	17	0	62	47	3	12	1	0	4	146
Monroe	0	0	0	0	0	0	0	0	0	0
Montgomery	2	0	74	211	3	2	0	0	40	332
Morgan	3	0	0	1	0	0	0	0	0	4
Morrow	1	0	9	2	0	2	0	0	9	23
Muskingum	0	0	3	0	0	1	0	0	0	4
Noble	1	0	4	3	0	0	0	0	0	8
Ottawa	0	0	22	39	0	12	4	0	0	77
Paulding	0	0	1	3	0	0	0	0	0	4
Perry	0	0	0	2	0	0	0	0	0	2
Pickaway	0	0	7	8	0	2	0	0	0	17
Pike	0	0	73	26	0	0	0	0	13	112
Portage	18	3	33	2	10	8	0	0	0	74
Preble	2	1	4	4	1	0	0	0	1	13
Putnam	0	0	0	0	0	0	0	0	0	0
Richland	0	0	32	3	2	1	1	0	1	40
Ross	1	0	53	21	0	0	0	0	30	105
Sandusky	0	0	6	2	9	2	1	0	1	21
Scioto	0	1	6	3	22	0	0	0	0	32
Seneca	0	0	5	18	12	0	0	0	5	40
Shelby	0	0	19	40	4	1	0	0	1	65
Stark	0	0	11	24	2	4	0	0	1	42
Summit	3	5	312	5	331	142	1	0	1	800
Trumbull	1	17	17	1	5	8	0	0	0	49
Tuscarawas	0	0	3	9	0	0	0	0	0	12
Union	0	0	5	4	0	0	0	0	0	9
Van Wert	1	0	1	1	0	0	0	0	0	3
Vinton	0	0	4	0	0	0	0	0	2	6
Warren	7	11	11	24	25	0	8	0	20	106
Washington	1	0	1	6	0	0	0	0	0	8
Wayne	0	0	13	0	19	2	0	0	1	35
Williams	0	0	2	2	0	0	0	0	0	4
Wood	0	0	17	8	10	0	0	0	0	35
Wyandot	0	0	2	2	0	1	0	0	0	5
Statewide	325	273	2,577	1,239	1,173	1,164	24	0	322	7,097

Courts of Common Pleas – Juvenile Division
Motion for Permanent Custody Overall Caseloads
2005

County	Cases Pending January 1	New Filings	Reactivations and Transfers	Total Cases	Total Terminations	Clearance Rate	Cases Pending December 31	Cases Pending Beyond Time Guidelines
Adams	2	0	1	3	1	100%	2	2
Allen	14	0	8	22	11	138%	11	5
Ashland	13	7	2	22	14	156%	8	4
Ashtabula	11	0	0	11	0	-	11	11
Athens	4	5	24	33	27	93%	6	5
Auglaize	1	0	0	1	1	-	0	0
Belmont	0	0	11	11	11	100%	0	0
Brown	1	15	0	16	9	60%	7	0
Butler	0	0	0	0	0	-	0	0
Carroll	0	1	0	1	1	100%	0	0
Champaign	0	0	0	0	0	-	0	0
Clark	7	2	28	37	21	70%	16	0
Clermont	13	2	18	33	20	100%	13	0
Clinton	8	0	14	22	14	100%	8	0
Columbiana	13	3	16	32	21	111%	11	0
Coshocton	1	0	0	1	1	-	0	0
Crawford	3	16	0	19	10	63%	9	0
Cuyahoga	216	108	880	1,204	972	98%	232	34
Darke	0	5	0	5	0	0%	5	0
Defiance	0	0	3	3	1	33%	2	0
Delaware	0	0	0	0	0	-	0	0
Erie	8	0	14	22	15	107%	7	0
Fairfield	19	0	42	61	48	114%	13	0
Fayette	2	1	2	5	5	167%	0	0
Franklin	112	3	143	258	157	108%	101	59
Fulton	0	0	4	4	3	75%	1	0
Gallia	5	6	4	15	13	130%	2	0
Geauga	0	0	0	0	0	-	0	0
Greene	3	65	0	68	68	105%	0	0
Guernsey	7	7	14	28	20	95%	8	0
Hamilton	294	577	2	873	482	83%	413	3
Hancock	3	0	11	14	5	45%	9	0
Hardin	12	0	4	16	6	150%	10	0
Harrison	0	0	1	1	1	100%	0	0
Henry	0	0	0	0	0	-	0	0
Highland	0	0	0	0	0	-	0	0
Hocking	1	5	0	6	2	40%	4	0
Holmes	0	0	0	0	0	-	0	0
Huron	1	0	0	1	1	-	0	0
Jackson	0	1	0	1	0	0%	1	0
Jefferson	1	0	18	19	14	78%	5	0
Knox	2	0	0	2	2	-	0	0
Lake	0	3	1	4	4	100%	0	0
Lawrence	0	0	0	0	0	-	0	0
Licking	57	31	312	400	360	105%	40	0
Logan	0	0	1	1	0	0%	1	1
Lorain	8	8	35	51	37	86%	14	0

Courts of Common Pleas – Juvenile Division
Motion for Permanent Custody Overall Caseloads
2005

County	Cases Pending January 1	New Filings	Reactivations and Transfers	Total Cases	Total Terminations	Clearance Rate	Cases Pending December 31	Cases Pending Beyond Time Guidelines
Lucas	41	56	115	212	133	78%	79	3
Madison	1	5	2	8	5	71%	3	0
Mahoning	29	0	48	77	53	110%	24	11
Marion	0	0	14	14	5	36%	9	5
Medina	0	0	6	6	2	33%	4	0
Meigs	0	0	0	0	0	-	0	0
Mercer	0	0	1	1	0	0%	1	0
Miami	15	1	19	35	29	145%	6	0
Monroe	0	0	3	3	2	67%	1	0
Montgomery	146	0	103	249	173	168%	76	8
Morgan	0	4	0	4	0	0%	4	0
Morrow	2	0	0	2	2	-	0	0
Muskingum	12	10	31	53	35	85%	18	6
Noble	0	0	0	0	0	-	0	0
Ottawa	1	0	1	2	2	200%	0	0
Paulding	3	1	2	6	5	167%	1	0
Perry	3	5	2	10	6	86%	4	0
Pickaway	4	2	15	21	18	106%	3	0
Pike	3	0	0	3	3	-	0	0
Portage	2	24	0	26	24	100%	2	0
Preble	13	2	1	16	15	500%	1	1
Putnam	0	0	1	1	1	100%	0	0
Richland	13	0	20	33	23	115%	10	0
Ross	8	0	21	29	15	71%	14	1
Sandusky	1	4	9	14	6	46%	8	0
Scioto	0	0	0	0	0	-	0	0
Seneca	1	5	2	8	4	57%	4	3
Shelby	3	1	4	8	8	160%	0	0
Stark	26	13	63	102	73	96%	29	0
Summit	73	77	47	197	123	99%	74	0
Trumbull	15	0	48	63	60	125%	3	0
Tuscarawas	0	0	0	0	0	-	0	0
Union	3	10	2	15	15	125%	0	0
Van Wert	0	0	3	3	3	100%	0	0
Vinton	11	0	0	11	10	-	1	1
Warren	0	2	30	32	24	75%	8	0
Washington	1	0	0	1	1	-	0	0
Wayne	3	1	29	33	9	30%	24	2
Williams	3	0	1	4	4	400%	0	0
Wood	10	0	14	24	22	157%	2	0
Wyandot	1	0	10	11	10	100%	1	0
Statewide	1,289	1,094	2,280	4,663	3,301	98%	1,384	165

Courts of Common Pleas – Juvenile Division
Motion for Permanent Custody Terminations
2005

County	Trial by Judge	Trial by Magistrate	Dismissal	Admission to Judge	Admission to Magistrate	Unavailability of Party	Transferred Out	Interlocutory Appeal/Order	Other Terminations	Total Terminations
Adams	0	0	0	1	0	0	0	0	0	1
Allen	10	0	0	0	0	0	0	0	1	11
Ashland	8	1	0	0	0	0	0	0	5	14
Ashtabula	0	0	0	0	0	0	0	0	0	0
Athens	22	0	0	2	0	0	0	0	3	27
Auglaize	0	0	0	1	0	0	0	0	0	1
Belmont	4	0	0	7	0	0	0	0	0	11
Brown	6	0	0	3	0	0	0	0	0	9
Butler	0	0	0	0	0	0	0	0	0	0
Carroll	1	0	0	0	0	0	0	0	0	1
Champaign	0	0	0	0	0	0	0	0	0	0
Clark	15	0	2	3	1	0	0	0	0	21
Clermont	0	14	1	1	0	0	0	0	4	20
Clinton	13	1	0	0	0	0	0	0	0	14
Columbiana	15	0	2	1	0	0	0	0	3	21
Coshocton	1	0	0	0	0	0	0	0	0	1
Crawford	4	0	4	2	0	0	0	0	0	10
Cuyahoga	176	11	42	79	289	0	8	35	332	972
Darke	0	0	0	0	0	0	0	0	0	0
Defiance	0	0	1	0	0	0	0	0	0	1
Delaware	0	0	0	0	0	0	0	0	0	0
Erie	3	4	0	0	3	4	0	0	1	15
Fairfield	42	0	6	0	0	0	0	0	0	48
Fayette	3	0	0	2	0	0	0	0	0	5
Franklin	1	1	38	0	102	0	0	0	15	157
Fulton	1	0	1	0	0	0	0	0	1	3
Gallia	12	0	0	0	0	0	0	0	1	13
Geauga	0	0	0	0	0	0	0	0	0	0
Greene	13	0	1	0	0	0	0	0	54	68
Guernsey	8	0	0	0	0	0	0	0	12	20
Hamilton	0	298	54	0	74	16	17	0	23	482
Hancock	5	0	0	0	0	0	0	0	0	5
Hardin	0	0	3	3	0	0	0	0	0	6
Harrison	0	0	0	0	0	0	0	0	1	1
Henry	0	0	0	0	0	0	0	0	0	0
Highland	0	0	0	0	0	0	0	0	0	0
Hocking	1	0	0	1	0	0	0	0	0	2
Holmes	0	0	0	0	0	0	0	0	0	0
Huron	0	0	1	0	0	0	0	0	0	1
Jackson	0	0	0	0	0	0	0	0	0	0
Jefferson	0	4	0	9	1	0	0	0	0	14
Knox	0	0	1	0	0	0	0	0	1	2
Lake	0	0	0	0	0	1	0	0	3	4
Lawrence	0	0	0	0	0	0	0	0	0	0
Licking	0	0	8	4	71	0	0	0	277	360
Logan	0	0	0	0	0	0	0	0	0	0
Lorain	4	1	4	24	0	0	0	0	4	37

Courts of Common Pleas – Juvenile Division
Motion for Permanent Custody Terminations
2005

County	Trial by Judge	Trial by Magistrate	Dismissal	Admission to Judge	Admission to Magistrate	Unavailability of Party	Transferred Out	Interlocutory Appeal/Order	Other Terminations	Total Terminations
Lucas	88	20	7	1	0	0	0	0	17	133
Madison	2	0	2	0	0	0	0	0	1	5
Mahoning	0	51	1	0	0	1	0	0	0	53
Marion	0	0	0	5	0	0	0	0	0	5
Medina	0	0	0	2	0	0	0	0	0	2
Meigs	0	0	0	0	0	0	0	0	0	0
Mercer	0	0	0	0	0	0	0	0	0	0
Miami	7	5	5	1	11	0	0	0	0	29
Monroe	0	0	0	2	0	0	0	0	0	2
Montgomery	0	133	21	2	14	0	1	0	2	173
Morgan	0	0	0	0	0	0	0	0	0	0
Morrow	0	0	0	0	0	0	0	0	2	2
Muskingum	22	0	6	0	0	0	0	0	7	35
Noble	0	0	0	0	0	0	0	0	0	0
Ottawa	0	0	0	2	0	0	0	0	0	2
Paulding	0	0	2	2	0	0	0	0	1	5
Perry	2	0	0	4	0	0	0	0	0	6
Pickaway	0	0	8	4	0	0	0	0	6	18
Pike	0	0	0	0	0	0	0	0	3	3
Portage	20	1	3	0	0	0	0	0	0	24
Preble	9	0	0	0	0	0	0	0	6	15
Putnam	0	0	0	1	0	0	0	0	0	1
Richland	0	4	2	17	0	0	0	0	0	23
Ross	0	2	0	0	10	0	0	0	3	15
Sandusky	0	0	0	6	0	0	0	0	0	6
Scioto	0	0	0	0	0	0	0	0	0	0
Seneca	0	0	2	0	0	0	0	0	2	4
Shelby	0	0	0	4	0	0	0	0	4	8
Stark	62	1	3	4	1	0	0	0	2	73
Summit	64	23	0	0	0	0	2	0	34	123
Trumbull	0	0	0	56	3	1	0	0	0	60
Tuscarawas	0	0	0	0	0	0	0	0	0	0
Union	6	0	2	6	0	0	0	0	1	15
Van Wert	0	0	0	2	0	0	0	0	1	3
Vinton	10	0	0	0	0	0	0	0	0	10
Warren	0	0	1	19	0	0	0	0	4	24
Washington	0	0	0	1	0	0	0	0	0	1
Wayne	0	0	1	3	3	0	0	0	2	9
Williams	3	0	0	1	0	0	0	0	0	4
Wood	10	0	4	7	1	0	0	0	0	22
Wyandot	6	0	0	4	0	0	0	0	0	10
Statewide	679	575	239	299	584	23	28	35	839	3,301

Courts of Common Pleas – Juvenile Division
 Custody, Change of Custody and Visitation Overall Caseloads
 2005

County	Cases Pending January 1	New Filings	Reactivations and Transfers	Total Cases	Total Terminations	Clearance Rate	Cases Pending December 31	Cases Pending Beyond Time Guidelines
Adams	29	32	12	73	49	111%	24	8
Allen	43	32	9	84	62	151%	22	2
Ashland	36	17	64	117	71	88%	46	4
Ashtabula	182	101	0	283	28	28%	255	178
Athens	48	51	42	141	98	105%	43	2
Auglaize	12	17	0	29	26	153%	3	0
Belmont	45	79	64	188	153	107%	35	4
Brown	16	53	0	69	50	94%	19	3
Butler	358	601	93	1,052	351	51%	701	0
Carroll	0	25	31	56	52	93%	4	0
Champaign	24	66	81	171	132	90%	39	2
Clark	88	23	147	258	170	100%	88	19
Clermont	206	193	215	614	380	93%	234	0
Clinton	44	37	9	90	36	78%	54	3
Columbiana	64	52	131	247	185	101%	62	8
Coshocton	30	29	52	111	94	116%	17	0
Crawford	1	13	0	14	10	77%	4	0
Cuyahoga	1,152	1,372	954	3,478	2,355	101%	1,123	235
Darke	17	14	1	32	5	33%	27	0
Defiance	3	3	1	7	5	125%	2	0
Delaware	104	155	2	261	138	88%	123	28
Erie	48	56	45	149	99	98%	50	13
Fairfield	6	3	28	37	34	110%	3	0
Fayette	30	33	93	156	110	87%	46	2
Franklin	780	997	808	2,585	1,673	93%	912	157
Fulton	43	49	51	143	115	115%	28	0
Gallia	12	83	25	120	114	106%	6	2
Geauga	11	35	0	46	41	117%	5	0
Greene	61	297	0	358	258	87%	100	4
Guernsey	53	108	73	234	173	96%	61	1
Hamilton	723	757	1,522	3,002	2,219	97%	813	68
Hancock	47	70	91	208	146	91%	62	7
Hardin	25	27	45	97	76	106%	21	3
Harrison	10	28	10	48	40	105%	8	0
Henry	0	14	51	65	36	55%	29	10
Highland	17	32	26	75	56	97%	19	0
Hocking	33	88	3	124	94	103%	30	4
Holmes	6	61	1	68	52	84%	16	0
Huron	32	89	2	123	96	105%	27	2
Jackson	45	55	13	113	52	76%	61	22
Jefferson	89	154	165	408	293	92%	115	16
Knox	43	29	25	97	68	126%	29	14
Lake	43	64	28	135	115	125%	20	1
Lawrence	70	145	0	215	147	101%	68	8
Licking	6	43	0	49	45	105%	4	0
Logan	40	49	33	122	94	115%	28	8
Lorain	206	289	592	1,087	862	98%	225	3

Courts of Common Pleas – Juvenile Division
 Custody, Change of Custody and Visitation Overall Caseloads
 2005

County	Cases Pending January 1	New Filings	Reactivations and Transfers	Total Cases	Total Terminations	Clearance Rate	Cases Pending December 31	Cases Pending Beyond Time Guidelines
Lucas	571	917	824	2,312	1,752	101%	560	35
Madison	10	19	9	38	24	86%	14	1
Mahoning	249	68	405	722	456	96%	266	46
Marion	73	19	107	199	133	106%	66	20
Medina	49	75	75	199	130	87%	69	5
Meigs	2	4	14	20	17	94%	3	1
Mercer	26	9	60	95	63	91%	32	2
Miami	187	189	629	1,005	847	104%	158	14
Monroe	6	4	9	19	17	131%	2	0
Montgomery	1,002	605	1,521	3,128	2,232	105%	896	56
Morgan	12	14	23	49	29	78%	20	0
Morrow	49	29	17	95	70	152%	25	4
Muskingum	0	3	1	4	4	100%	0	0
Noble	28	29	13	70	46	110%	24	8
Ottawa	30	45	42	117	83	95%	34	2
Paulding	3	24	14	41	33	87%	8	1
Perry	19	34	15	68	39	80%	29	4
Pickaway	7	18	15	40	30	91%	10	1
Pike	21	20	1	42	27	129%	15	0
Portage	27	48	93	168	129	91%	39	0
Preble	61	82	0	143	77	94%	66	20
Putnam	5	5	15	25	21	105%	4	1
Richland	8	0	0	8	8	-	0	0
Ross	43	67	1	111	60	88%	51	14
Sandusky	64	78	41	183	76	64%	107	24
Scioto	199	92	51	342	229	160%	113	24
Seneca	35	37	22	94	54	92%	40	11
Shelby	28	7	74	109	89	110%	20	2
Stark	164	269	2	435	337	124%	98	7
Summit	317	355	226	898	379	65%	519	0
Trumbull	231	23	1,509	1,763	1,563	102%	200	19
Tuscarawas	0	0	0	0	0	-	0	0
Union	55	53	64	172	126	108%	46	5
Van Wert	17	10	38	65	40	83%	25	5
Vinton	93	19	29	141	101	210%	40	26
Warren	72	164	123	359	268	93%	91	4
Washington	31	64	18	113	98	120%	15	0
Wayne	92	24	284	400	312	101%	88	7
Williams	45	8	24	77	43	134%	34	0
Wood	55	86	159	300	225	92%	75	1
Wyandot	14	33	13	60	54	117%	6	0
Statewide	8,981	10,269	12,218	31,468	21,879	97%	9,619	1,211

Courts of Common Pleas – Juvenile Division
Custody, Change of Custody and Visitation Terminations
2005

County	Trial by Judge	Trial by Magistrate	Dismissal	Admission to Judge	Admission to Magistrate	Unavailability of Party	Transferred Out	Private Judge	Interlocutory Appeal/Order	Other Terminations	Total Terminations
Adams	7	15	12	4	11	0	0	0	0	0	49
Allen	0	12	24	6	18	0	0	0	0	2	62
Ashland	32	7	16	0	0	0	0	0	0	16	71
Ashtabula	0	0	17	0	1	0	0	0	0	10	28
Athens	1	5	24	4	60	1	0	0	0	2	98
Auglaize	1	0	6	19	0	0	0	0	0	0	26
Belmont	3	29	26	22	63	0	0	0	0	6	153
Brown	6	0	12	32	0	0	0	0	0	0	50
Butler	0	114	117	2	26	24	0	0	0	68	351
Carroll	48	0	4	0	0	0	0	0	0	0	52
Champaign	0	0	29	0	8	3	0	0	0	91	132
Clark	53	87	11	17	2	0	0	0	0	0	170
Clermont	5	32	59	4	77	0	0	0	0	202	380
Clinton	1	14	6	0	1	1	0	0	0	12	36
Columbiana	14	4	36	92	33	0	0	0	0	5	185
Coshocton	0	15	21	0	45	10	0	0	0	1	94
Crawford	0	0	0	10	0	0	0	0	0	0	10
Cuyahoga	25	80	753	6	1	17	0	0	15	1,444	2,355
Darke	1	1	0	0	0	0	0	0	0	3	5
Defiance	0	0	0	0	4	0	0	0	0	1	5
Delaware	0	19	29	5	81	0	0	0	0	3	138
Erie	0	7	14	6	40	27	0	0	0	5	99
Fairfield	23	0	10	0	0	0	0	0	0	1	34
Fayette	32	48	6	0	0	0	0	0	0	24	110
Franklin	6	135	648	47	736	6	0	0	0	40	1,673
Fulton	2	18	6	0	1	10	0	1	0	77	115
Gallia	30	0	23	59	0	0	0	0	0	2	114
Geauga	1	0	11	0	0	1	0	0	0	28	41
Greene	6	168	49	2	1	0	0	0	0	30	258
Guernsey	101	17	40	0	1	0	0	0	0	13	173
Hamilton	18	584	142	1	1,426	8	0	0	0	36	2,219
Hancock	1	6	33	47	57	2	0	0	0	0	146
Hardin	0	0	13	58	0	5	0	0	0	0	76
Harrison	1	23	9	0	0	0	0	0	0	7	40
Henry	1	0	8	19	4	0	0	0	0	4	36
Highland	36	0	15	0	0	3	0	0	0	2	56
Hocking	11	10	11	42	20	0	0	0	0	0	94
Holmes	5	0	23	0	0	0	0	0	0	24	52
Huron	2	11	12	8	59	0	0	0	0	3	96
Jackson	1	2	7	0	0	0	0	0	0	42	52
Jefferson	2	15	20	110	137	5	0	0	0	4	293
Knox	0	33	18	0	0	0	0	0	0	16	68
Lake	2	29	19	0	0	21	0	0	0	43	115
Lawrence	0	0	61	84	2	0	0	0	0	0	147
Licking	0	0	6	14	0	0	0	0	0	25	45
Logan	20	0	3	2	32	1	0	0	0	21	94
Lorain	76	34	98	204	312	5	0	0	0	117	862

Courts of Common Pleas – Juvenile Division
Custody, Change of Custody and Visitation Terminations
2005

County	Trial by Judge	Trial by Magistrate	Dismissal	Admission to Judge	Admission to Magistrate	Unavailability of Party	Transferred Out	Private Judge	Interlocutory Appeal/Order	Other Terminations	Total Terminations
Lucas	15	1,143	265	3	245	13	0	0	0	66	1,752
Madison	3	0	7	8	0	0	0	0	0	4	24
Mahoning	3	369	53	0	28	2	0	0	0	1	456
Marion	2	7	26	87	9	0	0	0	0	2	133
Medina	0	48	29	0	42	4	0	0	0	3	130
Meigs	6	0	3	5	0	0	0	0	0	2	17
Mercer	0	0	17	18	0	1	0	0	2	25	63
Miami	17	179	181	0	282	1	0	0	0	179	847
Monroe	4	0	2	10	0	0	0	0	0	1	17
Montgomery	0	1,236	347	37	497	13	0	0	0	98	2,232
Morgan	19	0	4	4	0	0	0	0	0	2	29
Morrow	2	3	2	3	13	0	0	0	0	45	70
Muskingum	0	0	0	1	0	0	0	0	0	3	4
Noble	27	0	18	0	0	0	0	0	0	1	46
Ottawa	8	3	14	54	3	1	0	0	0	0	83
Paulding	1	0	9	19	0	0	0	0	0	4	33
Perry	0	6	15	0	1	1	0	0	0	16	39
Pickaway	0	0	6	1	2	2	0	0	0	19	30
Pike	1	0	2	10	0	0	0	0	0	13	27
Portage	0	23	11	0	0	0	0	0	0	95	129
Preble	0	0	13	0	43	0	0	0	0	21	77
Putnam	0	0	2	19	0	0	0	0	0	0	21
Richland	0	6	0	0	0	0	0	0	0	0	8
Ross	0	3	21	7	14	0	0	0	0	15	60
Sandusky	0	1	14	7	52	1	0	0	0	1	76
Scioto	48	7	65	42	28	0	0	0	0	38	229
Seneca	0	15	5	4	30	0	0	0	0	0	54
Shelby	0	0	10	41	38	0	0	0	0	0	89
Stark	10	2	39	212	68	0	0	0	0	4	337
Summit	24	337	9	0	0	0	0	0	0	2	379
Trumbull	0	0	5	1,535	14	8	0	0	0	1	1,563
Tuscarawas	0	0	0	0	0	0	0	0	0	0	0
Union	0	1	20	12	81	0	0	0	0	11	126
Van Wert	4	23	5	1	3	0	0	0	0	4	40
Vinton	79	0	12	0	0	0	0	0	0	10	101
Warren	0	0	90	86	0	0	0	0	0	92	268
Washington	8	6	19	54	7	0	0	0	0	1	98
Wayne	0	0	48	32	178	0	0	0	0	54	312
Williams	0	0	8	1	34	0	0	0	0	0	43
Wood	0	6	34	51	134	0	0	0	0	0	225
Wyandot	0	6	18	18	11	0	0	0	0	0	54
Statewide	855	5,004	3,955	3,308	5,116	197	0	1	17	3,263	21,879

Courts of Common Pleas – Juvenile Division
 Support Enforcement or Modification Overall Caseloads
 2005

County	Cases Pending January 1	New Filings	Reactivations and Transfers	Total Cases	Total Terminations	Clearance Rate	Cases Pending December 31	Cases Pending Beyond Time Guidelines
Adams	83	101	202	386	288	95%	98	9
Allen	508	28	1,453	1,989	1,425	96%	564	3
Ashland	88	132	372	592	474	94%	118	0
Ashtabula	9	47	0	56	48	102%	8	5
Athens	361	198	469	1,028	604	91%	424	28
Auglaize	13	19	0	32	27	142%	5	1
Belmont	42	166	4	212	149	88%	63	7
Brown	128	273	2	403	331	120%	72	0
Butler	168	437	43	648	239	50%	409	0
Carroll	10	40	150	200	189	99%	11	0
Champaign	58	110	122	290	236	102%	54	1
Clark	342	686	1,572	2,600	2,234	99%	366	4
Clermont	545	447	1,420	2,412	1,814	97%	598	0
Clinton	139	64	104	307	180	107%	127	19
Columbiana	153	142	469	764	458	75%	306	2
Coshocton	146	317	215	678	552	104%	126	0
Crawford	20	28	1	49	42	145%	7	4
Cuyahoga	1,745	2,126	4,063	7,934	6,532	106%	1,402	81
Darke	138	133	8	279	63	45%	216	0
Defiance	13	91	3	107	97	103%	10	0
Delaware	248	560	2	810	520	93%	290	23
Erie	255	186	1,091	1,532	1,245	97%	287	3
Fairfield	2	1	2	5	5	167%	0	0
Fayette	107	52	254	413	308	101%	105	2
Franklin	1,414	1,974	1,762	5,150	3,315	89%	1,835	69
Fulton	54	52	118	224	161	95%	63	0
Gallia	57	19	271	347	309	107%	38	2
Geauga	15	55	2	72	60	105%	12	0
Greene	228	910	0	1,138	794	87%	344	4
Guernsey	112	115	719	946	868	104%	78	0
Hamilton	3,347	2,523	6,097	11,967	10,335	120%	1,721	16
Hancock	168	133	376	677	505	99%	172	8
Hardin	146	115	237	498	313	89%	185	1
Harrison	54	51	148	253	205	103%	48	0
Henry	0	18	199	217	100	46%	117	12
Highland	83	164	201	448	401	110%	47	0
Hocking	4	17	0	21	18	106%	3	0
Holmes	31	71	2	104	78	107%	26	0
Huron	23	104	1	128	109	104%	19	1
Jackson	86	68	65	219	121	91%	98	31
Jefferson	93	79	706	878	735	94%	143	4
Knox	57	139	245	441	369	96%	72	4
Lake	160	292	66	518	370	103%	148	1
Lawrence	0	0	0	0	0	-	0	0
Licking	0	0	0	0	0	-	0	0
Logan	184	254	461	899	703	98%	196	19
Lorain	509	400	1,737	2,646	2,144	100%	502	0

Courts of Common Pleas – Juvenile Division
 Support Enforcement or Modification Overall Caseloads
 2005

County	Cases Pending January 1	New Filings	Reactivations and Transfers	Total Cases	Total Terminations	Clearance Rate	Cases Pending December 31	Cases Pending Beyond Time Guidelines
Lucas	443	1,394	1,144	2,981	2,272	90%	709	1
Madison	18	59	19	96	76	97%	20	0
Mahoning	445	64	1,436	1,945	1,163	78%	782	11
Marion	313	5	856	1,174	838	97%	336	95
Medina	113	230	459	802	663	96%	139	0
Meigs	12	45	54	111	89	90%	22	0
Mercer	65	117	292	474	402	98%	72	0
Miami	234	181	1,076	1,491	1,347	107%	144	3
Monroe	16	15	35	66	45	90%	21	0
Montgomery	598	1,801	1,091	3,490	2,697	93%	793	37
Morgan	13	15	230	258	235	96%	23	0
Morrow	21	28	13	62	45	110%	17	0
Muskingum	0	0	0	0	0	-	0	0
Noble	25	23	12	60	43	123%	17	4
Ottawa	36	58	146	240	176	86%	64	0
Paulding	6	24	41	71	41	63%	30	0
Perry	87	128	93	308	235	106%	73	5
Pickaway	13	122	125	260	217	88%	43	1
Pike	36	22	1	59	46	200%	13	0
Portage	63	49	188	300	238	100%	62	0
Preble	77	256	11	344	224	84%	120	7
Putnam	43	3	79	125	92	112%	33	2
Richland	25	7	32	64	53	136%	11	0
Ross	54	65	0	119	59	91%	60	7
Sandusky	14	48	36	98	34	40%	64	1
Scioto	0	0	0	0	0	-	0	0
Seneca	134	153	80	367	175	75%	192	17
Shelby	55	91	361	507	409	90%	98	1
Stark	513	1,883	14	2,410	1,546	81%	864	4
Summit	1	0	0	1	1	-	0	0
Trumbull	259	173	583	1,015	754	100%	261	10
Tuscarawas	0	0	0	0	0	-	0	0
Union	59	76	72	207	151	102%	56	1
Van Wert	54	4	255	313	250	97%	63	2
Vinton	41	10	65	116	73	97%	43	9
Warren	355	445	864	1,664	1,250	95%	414	3
Washington	49	79	93	221	181	105%	40	0
Wayne	88	5	277	370	254	90%	116	2
Williams	69	63	106	238	185	109%	53	0
Wood	143	212	623	978	807	97%	171	0
Wyandot	15	0	69	84	74	107%	10	0
Statewide	16,751	21,890	36,365	75,006	57,513	99%	17,582	587

Courts of Common Pleas – Juvenile Division
Support Enforcement or Modification Terminations
2005

County	Trial by Judge	Trial by Magistrate	Dismissal	Admission to Judge	Admission to Magistrate	Unavailability of Party	Transferred Out	Private Judge	Interlocutory Appeal/Order	Other Terminations	Total Terminations
Adams	4	99	9	94	43	4	0	0	0	35	288
Allen	8	380	296	5	326	197	0	1	0	212	1,425
Ashland	158	22	32	11	0	60	0	0	0	191	474
Ashtabula	0	0	0	0	0	0	0	0	0	48	48
Athens	7	6	86	9	446	46	0	0	0	4	604
Auglaize	2	0	4	21	0	0	0	0	0	0	27
Belmont	1	64	28	0	55	0	0	0	0	1	149
Brown	0	0	110	221	0	0	0	0	0	0	331
Butler	0	105	48	1	60	17	0	0	0	8	239
Carroll	184	0	4	0	0	1	0	0	0	0	189
Champaign	1	0	53	0	0	17	4	0	0	161	236
Clark	9	1,565	466	178	4	4	0	0	0	8	2,234
Clermont	2	34	449	1	686	0	0	0	0	642	1,814
Clinton	3	0	72	6	87	8	0	0	0	4	180
Columbiana	24	2	101	45	259	26	1	0	0	0	458
Coshocton	0	12	147	0	370	18	4	0	0	1	552
Crawford	0	0	9	0	32	0	0	0	0	1	42
Cuyahoga	3	142	1,607	163	523	1,712	15	0	11	2,356	6,532
Darke	1	15	22	2	0	0	0	0	0	23	63
Defiance	0	0	20	0	77	0	0	0	0	0	97
Delaware	7	53	195	66	193	1	0	0	0	5	520
Erie	0	6	111	18	492	604	1	0	0	13	1,245
Fairfield	2	0	0	2	0	0	0	0	0	1	5
Fayette	40	160	6	0	0	0	0	0	0	102	308
Franklin	11	258	1,195	27	1,456	264	12	0	2	90	3,315
Fulton	1	16	40	6	50	15	0	0	0	33	161
Gallia	27	154	57	11	0	0	0	0	0	60	309
Geauga	1	0	4	0	0	6	0	0	0	49	60
Greene	157	421	205	0	0	0	1	0	0	10	794
Guernsey	88	505	156	0	0	110	1	0	0	8	868
Hamilton	22	232	2,334	15	5,874	1,805	6	0	0	47	10,335
Hancock	0	172	125	27	154	26	1	0	0	0	505
Hardin	0	0	109	191	0	12	1	0	0	0	313
Harrison	2	165	20	0	11	4	0	0	0	3	205
Henry	0	0	29	19	49	0	0	0	0	3	100
Highland	210	0	115	9	0	61	0	0	0	6	401
Hocking	2	9	3	1	3	0	0	0	0	0	18
Holmes	0	1	10	0	0	0	0	0	0	67	78
Huron	0	0	5	1	57	6	0	0	0	40	109
Jackson	0	1	32	0	38	0	0	0	0	50	121
Jefferson	0	2	16	498	205	3	0	0	0	11	735
Knox	0	5	24	0	0	0	0	0	0	340	369
Lake	15	161	31	15	10	74	2	0	0	62	370
Lawrence	0	0	0	0	0	0	0	0	0	0	0
Licking	0	0	0	0	0	0	0	0	0	0	0
Logan	0	0	10	3	587	1	16	0	0	86	703
Lorain	122	23	1,114	130	18	703	4	0	0	30	2,144

Courts of Common Pleas – Juvenile Division
Support Enforcement or Modification Terminations
2005

County	Trial by Judge	Trial by Magistrate	Dismissal	Admission to Judge	Admission to Magistrate	Unavailability of Party	Transferred Out	Private Judge	Interlocutory Appeal/Order	Other Terminations	Total Terminations
Lucas	4	1,446	510	0	10	278	0	0	0	24	2,272
Madison	2	0	35	21	0	2	0	0	0	16	76
Mahoning	2	979	147	1	14	20	0	0	0	0	1,163
Marion	1	0	255	572	8	1	0	0	0	1	838
Medina	0	14	83	0	207	69	0	0	0	290	663
Meigs	39	0	17	29	0	0	0	0	0	4	89
Mercer	0	0	44	105	0	26	1	0	0	226	402
Miami	50	405	223	3	126	53	1	0	0	486	1,347
Monroe	3	0	7	25	0	7	1	0	0	2	45
Montgomery	4	817	444	23	1,329	53	5	0	0	22	2,697
Morgan	114	0	20	7	0	10	1	0	0	83	235
Morrow	1	5	3	5	11	0	0	0	0	20	45
Muskingum	0	0	0	0	0	0	0	0	0	0	0
Noble	30	0	11	0	0	0	0	0	0	2	43
Ottawa	6	13	27	40	64	24	2	0	0	0	176
Paulding	0	0	13	20	0	0	0	0	1	7	41
Perry	1	34	39	0	1	9	0	0	0	151	235
Pickaway	0	0	15	0	24	12	0	0	0	166	217
Pike	1	0	17	4	0	0	1	0	0	23	46
Portage	0	16	16	0	7	16	1	0	0	182	238
Preble	0	0	35	1	83	0	0	0	0	105	224
Putnam	1	0	17	61	0	13	0	0	0	0	92
Richland	0	2	5	41	4	0	0	0	0	1	53
Ross	0	0	14	18	9	0	0	0	0	18	59
Sandusky	0	0	10	2	21	1	0	0	0	0	34
Scioto	0	0	0	0	0	0	0	0	0	0	0
Seneca	0	40	30	1	84	19	1	0	0	0	175
Shelby	0	0	91	3	307	8	0	0	0	0	409
Stark	0	5	499	308	679	25	15	0	0	15	1,546
Summit	0	0	0	0	0	0	0	0	0	1	1
Trumbull	0	1	15	733	2	3	0	0	0	0	754
Tuscarawas	0	0	0	0	0	0	0	0	0	0	0
Union	0	0	83	15	44	5	0	0	0	4	151
Van Wert	1	182	46	1	14	0	0	0	0	6	250
Vinton	43	0	9	0	0	5	0	0	0	16	73
Warren	0	0	264	4	0	0	0	0	0	982	1,250
Washington	2	6	56	9	86	18	0	0	0	4	181
Wayne	0	1	30	1	109	11	0	0	0	102	254
Williams	0	0	16	0	168	1	0	0	0	0	185
Wood	0	3	102	297	405	0	0	0	0	0	807
Wyandot	0	6	16	6	31	12	0	0	0	3	74
Statewide	1,419	8,765	12,773	4,152	16,012	6,506	98	1	14	7,773	57,513

Courts of Common Pleas – Juvenile Division
 Parentage Overall Caseloads
 2005

County	Cases Pending January 1	New Filings	Reactivations and Transfers	Total Cases	Total Terminations	Clearance Rate	Cases Pending December 31	Cases Pending Beyond Time Guidelines
Adams	16	12	20	48	26	81%	22	5
Allen	333	542	171	1,046	793	111%	253	32
Ashland	9	20	10	39	26	87%	13	0
Ashtabula	249	256	4	509	315	121%	194	177
Athens	30	22	0	52	23	105%	29	7
Auglaize	30	60	0	90	74	123%	16	0
Belmont	12	14	0	26	18	129%	8	4
Brown	9	59	5	73	59	92%	14	0
Butler	94	251	11	356	130	50%	226	0
Carroll	8	9	0	17	14	156%	3	0
Champaign	18	26	10	54	46	128%	8	0
Clark	68	89	30	187	125	105%	62	3
Clermont	151	275	10	436	285	100%	151	0
Clinton	12	33	13	58	33	72%	25	2
Columbiana	86	418	41	545	373	81%	172	3
Coshocton	29	36	4	69	64	160%	5	0
Crawford	40	158	3	201	173	107%	28	4
Cuyahoga	1,879	2,383	4,979	9,241	7,697	105%	1,544	100
Darke	28	15	2	45	12	71%	33	0
Defiance	16	74	1	91	74	99%	17	0
Delaware	19	30	0	49	30	100%	19	3
Erie	0	0	37	37	30	81%	7	0
Fairfield	0	0	0	0	0	-	0	0
Fayette	2	6	4	12	8	80%	4	0
Franklin	644	950	169	1,763	957	86%	806	57
Fulton	15	13	18	46	33	106%	13	0
Gallia	69	107	1	177	131	121%	46	1
Geauga	9	3	1	13	12	300%	1	0
Greene	17	43	0	60	41	95%	19	0
Guernsey	3	9	5	17	9	64%	8	0
Hamilton	877	1,225	1,574	3,676	3,219	115%	474	7
Hancock	57	138	12	207	172	115%	35	4
Hardin	6	22	3	31	17	68%	14	0
Harrison	2	1	2	5	5	167%	0	0
Henry	0	41	67	108	73	68%	35	7
Highland	19	27	17	63	54	123%	9	0
Hocking	11	15	1	27	15	94%	12	2
Holmes	3	8	0	11	9	113%	2	0
Huron	14	21	1	36	29	132%	7	0
Jackson	11	3	1	15	5	125%	10	6
Jefferson	103	179	189	471	383	104%	88	7
Knox	11	12	5	28	17	100%	11	1
Lake	65	107	37	209	149	103%	60	0
Lawrence	81	127	3	211	131	101%	80	6
Licking	0	0	0	0	0	-	0	0
Logan	9	33	3	45	26	72%	19	0
Lorain	222	537	20	779	529	95%	250	0

Courts of Common Pleas – Juvenile Division
Parentage Overall Caseloads
2005

County	Cases Pending January 1	New Filings	Reactivations and Transfers	Total Cases	Total Terminations	Clearance Rate	Cases Pending December 31	Cases Pending Beyond Time Guidelines
Lucas	365	915	174	1,454	976	90%	478	11
Madison	4	19	2	25	16	76%	9	0
Mahoning	121	1,283	17	1,421	1,312	101%	109	3
Marion	127	469	5	601	487	103%	114	8
Medina	25	26	15	66	39	95%	27	3
Meigs	46	155	288	489	371	84%	118	16
Mercer	8	7	0	15	12	171%	3	0
Miami	8	51	12	71	59	94%	12	2
Monroe	0	0	0	0	0	-	0	0
Montgomery	490	583	29	1,102	711	116%	391	50
Morgan	28	44	1	73	52	116%	21	0
Morrow	40	8	9	57	48	282%	9	0
Muskingum	0	0	0	0	0	-	0	0
Noble	5	2	3	10	10	200%	0	0
Ottawa	12	16	1	29	18	106%	11	1
Paulding	4	17	10	31	22	81%	9	0
Perry	33	18	41	92	65	110%	27	1
Pickaway	95	116	401	612	481	93%	131	4
Pike	8	2	0	10	7	350%	3	0
Portage	65	81	6	152	114	131%	38	0
Preble	12	8	0	20	12	150%	8	5
Putnam	31	53	1	85	54	100%	31	0
Richland	0	0	0	0	0	-	0	0
Ross	28	16	0	44	23	144%	21	9
Sandusky	17	24	35	76	24	41%	52	0
Scioto	0	0	0	0	0	-	0	0
Seneca	45	28	12	85	59	148%	26	5
Shelby	8	19	1	28	20	100%	8	0
Stark	112	183	0	295	240	131%	55	0
Summit	0	0	0	0	0	-	0	0
Trumbull	129	314	120	563	380	88%	183	2
Tuscarawas	673	442	0	1,115	476	108%	639	0
Union	0	0	3	3	1	33%	2	0
Van Wert	45	61	4	110	74	114%	36	1
Vinton	4	45	2	51	28	60%	23	0
Warren	81	86	39	206	141	113%	65	0
Washington	3	10	0	13	10	100%	3	0
Wayne	22	29	4	55	43	130%	12	0
Williams	8	10	1	19	8	73%	11	0
Wood	19	24	26	69	51	102%	18	0
Wyandot	14	50	0	64	45	90%	19	1
Statewide	8,121	13,623	8,746	30,490	22,933	103%	7,574	560

Courts of Common Pleas – Juvenile Division
Parentage Terminations
2005

County	Trial by Judge	Trial by Magistrate	Dismissal	Admission to Judge	Admission to Magistrate	Unavailability of Party	Transferred Out	Private Judge	Interlocutory Appeal/Order	Other Terminations	Total Terminations
Adams	2	11	5	5	1	0	0	0	0	2	26
Allen	3	186	86	201	119	10	1	0	0	187	793
Ashland	11	1	6	0	0	2	0	0	0	6	26
Ashtabula	0	0	0	0	0	0	0	0	0	315	315
Athens	0	0	7	0	11	3	0	0	0	2	23
Auglaize	2	0	7	63	0	2	0	0	0	0	74
Belmont	0	6	7	0	5	0	0	0	0	0	18
Brown	0	0	4	55	0	0	0	0	0	0	59
Butler	0	41	57	1	25	6	0	0	0	0	130
Carroll	11	0	1	1	0	0	0	0	0	1	14
Champaign	0	0	17	0	0	7	0	0	0	22	46
Clark	4	61	55	1	2	2	0	0	0	0	125
Clermont	2	24	27	0	4	0	1	0	0	227	285
Clinton	0	0	14	0	19	0	0	0	0	0	33
Columbiana	2	1	23	7	323	1	0	0	0	16	373
Coshocton	0	12	18	0	31	3	0	0	0	0	64
Crawford	0	0	6	0	163	0	1	0	0	3	173
Cuyahoga	4	233	1,724	76	152	1,150	8	0	16	4,334	7,697
Darke	0	5	3	1	0	0	0	0	0	3	12
Defiance	0	0	5	2	65	2	0	0	0	0	74
Delaware	0	3	7	2	18	0	0	0	0	0	30
Erie	0	0	0	0	14	12	0	0	0	4	30
Fairfield	0	0	0	0	0	0	0	0	0	0	0
Fayette	1	1	0	0	0	0	0	0	0	6	8
Franklin	5	28	382	17	507	2	12	0	0	4	957
Fulton	0	0	2	0	8	2	0	0	0	21	33
Gallia	5	86	37	3	0	0	0	0	0	0	131
Geauga	0	0	0	0	0	1	0	0	0	11	12
Greene	4	26	9	2	0	0	0	0	0	0	41
Guernsey	4	1	4	0	0	0	0	0	0	0	9
Hamilton	52	21	904	6	868	1,341	0	0	0	27	3,219
Hancock	0	57	27	0	88	0	0	0	0	0	172
Hardin	0	0	8	8	0	0	1	0	0	0	17
Harrison	0	2	2	0	0	0	0	0	0	1	5
Henry	0	0	8	9	28	0	0	0	0	28	73
Highland	29	0	11	4	0	8	0	0	0	2	54
Hocking	1	8	2	3	1	0	0	0	0	0	15
Holmes	0	1	6	0	0	0	0	0	0	2	9
Huron	0	5	7	1	15	1	0	0	0	0	29
Jackson	0	0	0	0	1	0	0	0	0	4	5
Jefferson	1	4	1	200	165	10	0	0	0	2	383
Knox	0	2	2	0	0	0	0	0	0	13	17
Lake	1	37	32	0	0	35	2	0	0	42	149
Lawrence	0	0	26	2	88	0	0	0	0	15	131
Licking	0	0	0	0	0	0	0	0	0	0	0
Logan	0	0	0	0	21	0	0	0	0	5	26
Lorain	9	2	131	363	3	13	1	0	0	7	529

Courts of Common Pleas – Juvenile Division
Parentage Terminations
2005

County	Trial by Judge	Trial by Magistrate	Dismissal	Admission to Judge	Admission to Magistrate	Unavailability of Party	Transferred Out	Private Judge	Interlocutory Appeal/Order	Other Terminations	Total Terminations
Lucas	9	455	283	0	9	198	0	0	0	22	976
Madison	1	0	5	7	0	0	0	0	0	3	16
Mahoning	1	41	67	1	1,202	0	0	0	0	0	1,312
Marion	0	0	92	384	6	2	1	0	0	2	487
Medina	0	5	11	0	14	8	0	0	0	1	39
Meigs	119	0	54	184	0	0	1	0	0	13	371
Mercer	0	0	4	4	0	0	0	0	0	4	12
Miami	0	20	17	0	19	0	2	0	0	1	59
Monroe	0	0	0	0	0	0	0	0	0	0	0
Montgomery	2	226	243	5	189	31	1	0	0	14	711
Morgan	23	0	11	12	6	0	0	0	0	0	52
Morrow	1	1	3	1	5	0	0	1	0	36	48
Muskingum	0	0	0	0	0	0	0	0	0	0	0
Noble	4	0	4	0	0	0	0	0	0	2	10
Ottawa	0	1	4	4	6	3	0	0	0	0	18
Paulding	1	0	7	12	0	0	0	0	0	2	22
Perry	0	13	20	0	1	4	0	0	0	27	65
Pickaway	0	0	80	0	71	130	0	0	0	200	481
Pike	1	0	2	0	0	0	0	0	0	4	7
Portage	0	11	28	0	64	3	0	0	0	8	114
Preble	0	0	3	0	3	0	0	0	0	6	12
Putnam	3	0	1	48	0	0	1	0	0	1	54
Richland	0	0	0	0	0	0	0	0	0	0	0
Ross	0	0	7	3	5	0	0	0	0	8	23
Sandusky	0	0	9	2	13	0	0	0	0	0	24
Scioto	0	0	0	0	0	0	0	0	0	0	0
Seneca	4	22	7	0	25	0	0	0	0	1	59
Shelby	0	0	1	5	14	0	0	0	0	0	20
Stark	0	7	124	8	101	0	0	0	0	0	240
Summit	0	0	0	0	0	0	0	0	0	0	0
Trumbull	0	1	8	368	0	2	0	0	0	1	380
Tuscarawas	0	0	31	0	416	0	0	0	0	29	476
Union	0	0	0	0	0	0	0	0	0	1	1
Van Wert	0	45	23	1	3	0	0	0	0	2	74
Vinton	22	0	2	0	0	3	0	0	0	1	28
Warren	0	47	19	0	0	0	0	0	0	75	141
Washington	0	0	3	6	1	0	0	0	0	0	10
Wayne	0	0	6	0	28	0	0	0	0	9	43
Williams	0	0	1	0	7	0	0	0	0	0	8
Wood	0	0	13	5	33	0	0	0	0	0	51
Wyandot	1	4	2	24	11	0	3	0	0	0	45
Statewide	345	1,764	4,875	2,117	4,997	2,997	36	1	16	5,785	22,933

Courts of Common Pleas – Juvenile Division
U.I.F.S.A. Overall Caseloads
2005

County	Cases Pending January 1	New Filings	Reactivations and Transfers	Total Cases	Total Terminations	Clearance Rate	Cases Pending December 31	Cases Pending Beyond Time Guidelines
Adams	6	10	16	32	14	54%	18	12
Allen	0	0	0	0	0	-	0	0
Ashland	0	8	1	9	9	100%	0	0
Ashtabula	0	0	0	0	0	-	0	0
Athens	0	0	0	0	0	-	0	0
Auglaize	3	4	0	7	6	150%	1	1
Belmont	0	0	0	0	0	-	0	0
Brown	1	0	0	1	0	-	1	1
Butler	53	80	0	133	48	60%	85	0
Carroll	0	0	0	0	0	-	0	0
Champaign	0	0	2	2	1	50%	1	1
Clark	0	0	0	0	0	-	0	0
Clermont	0	0	0	0	0	-	0	0
Clinton	17	0	0	17	0	-	17	0
Columbiana	0	0	0	0	0	-	0	0
Coshocton	3	4	4	11	10	125%	1	0
Crawford	0	0	0	0	0	-	0	0
Cuyahoga	0	0	0	0	0	-	0	0
Darke	0	1	0	1	1	100%	0	0
Defiance	0	0	0	0	0	-	0	0
Delaware	2	16	1	19	18	106%	1	0
Erie	0	0	0	0	0	-	0	0
Fairfield	0	0	0	0	0	-	0	0
Fayette	0	0	0	0	0	-	0	0
Franklin	53	4	55	112	107	181%	5	9
Fulton	0	0	0	0	0	-	0	0
Gallia	0	0	0	0	0	-	0	0
Geauga	0	6	0	6	6	100%	0	0
Greene	0	0	0	0	0	-	0	0
Guernsey	0	0	0	0	0	-	0	0
Hamilton	0	0	0	0	0	-	0	0
Hancock	5	6	2	13	8	100%	5	4
Hardin	18	4	0	22	4	100%	18	0
Harrison	0	0	0	0	0	-	0	0
Henry	0	0	0	0	0	-	0	0
Highland	0	0	0	0	0	-	0	0
Hocking	0	0	0	0	0	-	0	0
Holmes	0	0	0	0	0	-	0	0
Huron	0	0	0	0	0	-	0	0
Jackson	4	1	0	5	1	100%	4	4
Jefferson	17	36	18	71	62	115%	9	7
Knox	3	6	0	9	7	117%	2	0
Lake	5	10	8	23	20	111%	3	0
Lawrence	0	0	0	0	0	-	0	0
Licking	0	0	0	0	0	-	0	0
Logan	2	12	0	14	9	75%	5	2
Lorain	0	0	0	0	0	-	0	0

Courts of Common Pleas – Juvenile Division
U.I.F.S.A. Overall Caseloads
2005

County	Cases Pending January 1	New Filings	Reactivations and Transfers	Total Cases	Total Terminations	Clearance Rate	Cases Pending December 31	Cases Pending Beyond Time Guidelines
Lucas	56	177	18	251	188	96%	63	24
Madison	0	0	0	0	0	-	0	0
Mahoning	57	149	5	211	141	92%	70	23
Marion	17	28	1	46	34	117%	12	5
Medina	2	9	0	11	11	122%	0	0
Meigs	0	0	0	0	0	-	0	0
Mercer	0	0	0	0	0	-	0	0
Miami	10	27	3	40	35	117%	5	1
Monroe	0	3	0	3	3	100%	0	0
Montgomery	0	192	2	194	194	100%	0	0
Morgan	3	3	0	6	5	167%	1	0
Morrow	4	0	0	4	4	-	0	0
Muskingum	0	0	0	0	0	-	0	0
Noble	0	0	0	0	0	-	0	0
Ottawa	0	0	0	0	0	-	0	0
Paulding	0	0	0	0	0	-	0	0
Perry	4	8	2	14	8	80%	6	3
Pickaway	0	0	0	0	0	-	0	0
Pike	0	3	0	3	0	0%	3	0
Portage	0	0	0	0	0	-	0	0
Preble	1	11	0	12	7	64%	5	2
Putnam	0	0	1	1	1	100%	0	0
Richland	0	0	0	0	0	-	0	0
Ross	0	0	0	0	0	-	0	0
Sandusky	0	0	0	0	0	-	0	0
Scioto	0	0	0	0	0	-	0	0
Seneca	2	3	0	5	3	100%	2	2
Shelby	1	0	0	1	1	-	0	0
Stark	0	51	0	51	46	90%	5	0
Summit	0	0	0	0	0	-	0	0
Trumbull	0	0	0	0	0	-	0	0
Tuscarawas	0	0	0	0	0	-	0	0
Union	0	0	0	0	0	-	0	0
Van Wert	3	2	0	5	5	250%	0	0
Vinton	0	0	0	0	0	-	0	0
Warren	0	1	0	1	1	100%	0	0
Washington	0	0	0	0	0	-	0	0
Wayne	0	0	0	0	0	-	0	0
Williams	0	0	0	0	0	-	0	0
Wood	0	0	0	0	0	-	0	0
Wyandot	2	1	0	3	3	300%	0	0
Statewide	354	876	139	1,369	1,021	101%	348	101

Courts of Common Pleas – Juvenile Division
U.I.F.S.A. Terminations
2005

County	Trial by Judge	Trial by Magistrate	Dismissal	Admission to Judge	Admission to Magistrate	Unavailability of Party	Transferred Out	Private Judge	Interlocutory Appeal/Order	Other Terminations	Total Terminations
Adams	0	1	3	7	3	0	0	0	0	0	14
Allen	0	0	0	0	0	0	0	0	0	0	0
Ashland	0	0	0	0	0	0	0	0	0	9	9
Ashtabula	0	0	0	0	0	0	0	0	0	0	0
Athens	0	0	0	0	0	0	0	0	0	0	0
Auglaize	0	0	1	5	0	0	0	0	0	0	6
Belmont	0	0	0	0	0	0	0	0	0	0	0
Brown	0	0	0	0	0	0	0	0	0	0	0
Butler	0	0	0	0	44	0	0	0	0	4	48
Carroll	0	0	0	0	0	0	0	0	0	0	0
Champaign	0	0	0	0	0	1	0	0	0	0	1
Clark	0	0	0	0	0	0	0	0	0	0	0
Clermont	0	0	0	0	0	0	0	0	0	0	0
Clinton	0	0	0	0	0	0	0	0	0	0	0
Columbiana	0	0	0	0	0	0	0	0	0	0	0
Coshocton	0	0	0	0	0	1	5	0	0	4	10
Crawford	0	0	0	0	0	0	0	0	0	0	0
Cuyahoga	0	0	0	0	0	0	0	0	0	0	0
Darke	0	0	1	0	0	0	0	0	0	0	1
Defiance	0	0	0	0	0	0	0	0	0	0	0
Delaware	0	1	7	0	9	0	0	0	0	1	18
Erie	0	0	0	0	0	0	0	0	0	0	0
Fairfield	0	0	0	0	0	0	0	0	0	0	0
Fayette	0	0	0	0	0	0	0	0	0	0	0
Franklin	0	5	29	0	45	5	1	0	0	22	107
Fulton	0	0	0	0	0	0	0	0	0	0	0
Gallia	0	0	0	0	0	0	0	0	0	0	0
Geauga	0	0	0	0	0	0	0	0	0	6	6
Greene	0	0	0	0	0	0	0	0	0	0	0
Guernsey	0	0	0	0	0	0	0	0	0	0	0
Hamilton	0	0	0	0	0	0	0	0	0	0	0
Hancock	0	5	1	0	2	0	0	0	0	0	8
Hardin	0	0	2	2	0	0	0	0	0	0	4
Harrison	0	0	0	0	0	0	0	0	0	0	0
Henry	0	0	0	0	0	0	0	0	0	0	0
Highland	0	0	0	0	0	0	0	0	0	0	0
Hocking	0	0	0	0	0	0	0	0	0	0	0
Holmes	0	0	0	0	0	0	0	0	0	0	0
Huron	0	0	0	0	0	0	0	0	0	0	0
Jackson	0	0	1	0	0	0	0	0	0	0	1
Jefferson	0	1	1	30	22	6	0	0	0	2	62
Knox	0	1	2	0	0	0	1	0	0	3	7
Lake	0	4	6	0	0	9	0	0	0	1	20
Lawrence	0	0	0	0	0	0	0	0	0	0	0
Licking	0	0	0	0	0	0	0	0	0	0	0
Logan	0	0	0	0	9	0	0	0	0	0	9
Lorain	0	0	0	0	0	0	0	0	0	0	0

Courts of Common Pleas – Juvenile Division
U.I.F.S.A. Terminations
2005

County	Trial by Judge	Trial by Magistrate	Dismissal	Admission to Judge	Admission to Magistrate	Unavailability of Party	Transferred Out	Private Judge	Interlocutory Appeal/Order	Other Terminations	Total Terminations
Lucas	0	126	24	0	0	37	0	0	0	1	188
Madison	0	0	0	0	0	0	0	0	0	0	0
Mahoning	1	55	35	0	1	0	0	0	0	49	141
Marion	0	0	12	22	0	0	0	0	0	0	34
Medina	0	0	1	0	0	0	0	0	0	10	11
Meigs	0	0	0	0	0	0	0	0	0	0	0
Mercer	0	0	0	0	0	0	0	0	0	0	0
Miami	0	17	7	0	0	3	0	0	0	8	35
Monroe	0	0	1	2	0	0	0	0	0	0	3
Montgomery	0	0	1	0	191	1	1	0	0	0	194
Morgan	2	0	0	0	0	1	0	0	0	2	5
Morrow	0	0	0	0	0	0	0	0	0	4	4
Muskingum	0	0	0	0	0	0	0	0	0	0	0
Noble	0	0	0	0	0	0	0	0	0	0	0
Ottawa	0	0	0	0	0	0	0	0	0	0	0
Paulding	0	0	0	0	0	0	0	0	0	0	0
Perry	0	1	2	0	0	0	0	0	0	5	8
Pickaway	0	0	0	0	0	0	0	0	0	0	0
Pike	0	0	0	0	0	0	0	0	0	0	0
Portage	0	0	0	0	0	0	0	0	0	0	0
Preble	0	0	3	0	3	0	0	0	0	1	7
Putnam	0	0	0	0	0	0	0	0	0	1	1
Richland	0	0	0	0	0	0	0	0	0	0	0
Ross	0	0	0	0	0	0	0	0	0	0	0
Sandusky	0	0	0	0	0	0	0	0	0	0	0
Scioto	0	0	0	0	0	0	0	0	0	0	0
Seneca	0	2	1	0	0	0	0	0	0	0	3
Shelby	0	0	0	0	1	0	0	0	0	0	1
Stark	0	0	1	37	1	0	7	0	0	0	46
Summit	0	0	0	0	0	0	0	0	0	0	0
Trumbull	0	0	0	0	0	0	0	0	0	0	0
Tuscarawas	0	0	0	0	0	0	0	0	0	0	0
Union	0	0	0	0	0	0	0	0	0	0	0
Van Wert	0	5	0	0	0	0	0	0	0	0	5
Vinton	0	0	0	0	0	0	0	0	0	0	0
Warren	0	0	0	0	0	0	0	0	0	1	1
Washington	0	0	0	0	0	0	0	0	0	0	0
Wayne	0	0	0	0	0	0	0	0	0	0	0
Williams	0	0	0	0	0	0	0	0	0	0	0
Wood	0	0	0	0	0	0	0	0	0	0	0
Wyandot	0	0	2	0	1	0	0	0	0	0	3
Statewide	3	224	144	105	332	64	15	0	0	134	1,021

Courts of Common Pleas – Juvenile Division
All Others Overall Caseloads
2005

County	Cases Pending January 1	New Filings	Reactivations and Transfers	Total Cases	Total Terminations	Clearance Rate	Cases Pending December 31	Cases Pending Beyond Time Guidelines
Adams	0	2	0	2	2	100%	0	0
Allen	10	32	11	53	50	116%	3	0
Ashland	0	12	0	12	12	100%	0	0
Ashtabula	27	13	0	40	0	0%	40	30
Athens	0	4	1	5	5	100%	0	0
Auglaize	2	42	0	44	43	102%	1	0
Belmont	148	15	349	512	378	104%	134	43
Brown	0	1	0	1	1	100%	0	0
Butler	9	39	10	58	4	8%	54	0
Carroll	1	11	0	12	12	109%	0	0
Champaign	0	1	0	1	1	100%	0	0
Clark	0	0	0	0	0	-	0	0
Clermont	136	108	223	467	366	111%	101	0
Clinton	4	4	3	11	5	71%	6	0
Columbiana	3	2	14	19	18	113%	1	0
Coshocton	0	1	0	1	1	100%	0	0
Crawford	0	0	0	0	0	-	0	0
Cuyahoga	0	40	0	40	40	100%	0	0
Darke	0	1	1	2	2	100%	0	0
Defiance	0	0	0	0	0	-	0	0
Delaware	0	2	0	2	2	100%	0	0
Erie	33	24	261	318	292	102%	26	1
Fairfield	0	30	2	32	32	100%	0	0
Fayette	0	0	0	0	0	-	0	0
Franklin	46	7	107	160	109	96%	51	19
Fulton	1	5	12	18	15	88%	3	0
Gallia	19	57	0	76	54	95%	22	1
Geauga	0	1	0	1	0	0%	1	0
Greene	0	2	0	2	2	100%	0	0
Guernsey	0	0	0	0	0	-	0	0
Hamilton	0	1	0	1	1	100%	0	0
Hancock	0	12	4	16	16	100%	0	0
Hardin	60	0	0	60	0	-	60	0
Harrison	1	0	0	1	1	-	0	0
Henry	0	0	0	0	0	-	0	0
Highland	0	5	0	5	5	100%	0	0
Hocking	56	125	5	186	154	118%	32	2
Holmes	0	2	0	2	2	100%	0	0
Huron	2	7	0	9	9	129%	0	0
Jackson	1	4	0	5	4	100%	1	1
Jefferson	135	396	1	532	409	103%	123	36
Knox	1	1	1	3	1	50%	2	1
Lake	20	162	6	188	166	99%	22	0
Lawrence	0	0	0	0	0	-	0	0
Licking	0	0	0	0	0	-	0	0
Logan	0	1	0	1	1	100%	0	0
Lorain	0	11	3	14	14	100%	0	0

Courts of Common Pleas – Juvenile Division
All Others Overall Caseloads
2005

County	Cases Pending January 1	New Filings	Reactivations and Transfers	Total Cases	Total Terminations	Clearance Rate	Cases Pending December 31	Cases Pending Beyond Time Guidelines
Lucas	0	29	0	29	29	100%	0	0
Madison	0	24	4	28	24	86%	4	0
Mahoning	71	133	121	325	224	88%	101	17
Marion	5	40	0	45	38	95%	7	0
Medina	4	0	16	20	18	113%	2	0
Meigs	0	18	0	18	18	100%	0	0
Mercer	0	0	0	0	0	-	0	0
Miami	0	1	0	1	1	100%	0	0
Monroe	6	0	5	11	11	220%	0	0
Montgomery	1	21	0	22	19	90%	3	0
Morgan	0	0	0	0	0	-	0	0
Morrow	2	7	0	9	8	114%	1	0
Muskingum	50	12	186	248	205	104%	43	11
Noble	0	4	0	4	4	100%	0	0
Ottawa	0	0	0	0	0	-	0	0
Paulding	0	0	0	0	0	-	0	0
Perry	1	20	8	29	25	89%	4	2
Pickaway	0	1	1	2	1	50%	1	0
Pike	0	33	0	33	32	97%	1	0
Portage	0	1	1	2	1	50%	1	0
Preble	6	23	3	32	32	123%	0	0
Putnam	3	3	1	7	7	175%	0	0
Richland	0	14	0	14	14	100%	0	0
Ross	0	80	0	80	79	99%	1	0
Sandusky	16	19	16	51	28	80%	23	5
Scioto	4	5	0	9	9	180%	0	3
Seneca	0	26	1	27	26	96%	1	0
Shelby	1	2	69	72	67	94%	5	0
Stark	2	89	0	91	83	93%	8	0
Summit	0	20	0	20	20	100%	0	0
Trumbull	0	2	0	2	2	100%	0	0
Tuscarawas	5	21	0	26	26	124%	0	0
Union	0	12	4	16	9	56%	7	0
Van Wert	2	0	0	2	2	-	0	0
Vinton	0	3	1	4	3	75%	1	1
Warren	1	19	0	20	19	100%	1	0
Washington	1	1	1	3	3	150%	0	0
Wayne	118	15	436	569	445	99%	124	7
Williams	0	0	0	0	0	-	0	0
Wood	0	0	0	0	0	-	0	0
Wyandot	0	0	1	1	1	100%	0	0
Statewide	1,014	1,881	1,889	4,784	3,762	100%	1,022	180

Courts of Common Pleas – Juvenile Division

All Others Terminations

2005

County	Trial by Judge	Trial by Magistrate	Dismissal	Admission to Judge	Admission to Magistrate	Unavailability of Party	Transferred Out	Private Judge	Interlocutory Appeal/Order	Other Terminations	Total Terminations
Adams	0	0	0	0	0	0	2	0	0	0	2
Allen	4	4	6	0	0	1	0	0	0	35	50
Ashland	0	0	0	0	0	0	0	0	0	12	12
Ashtabula	0	0	0	0	0	0	0	0	0	0	0
Athens	0	0	0	5	0	0	0	0	0	0	5
Auglaize	0	0	3	33	0	0	7	0	0	0	43
Belmont	35	155	84	22	73	0	3	0	0	6	378
Brown	0	0	0	1	0	0	0	0	0	0	1
Butler	0	0	0	0	0	0	0	0	0	4	4
Carroll	0	0	0	0	0	0	0	0	0	12	12
Champaign	0	0	0	0	0	0	0	0	0	1	1
Clark	0	0	0	0	0	0	0	0	0	0	0
Clermont	4	34	43	12	225	0	0	0	0	48	366
Clinton	0	0	0	1	1	0	0	0	0	3	5
Columbiana	2	0	4	5	4	0	0	0	0	3	18
Coshocton	0	0	0	0	0	0	0	0	0	1	1
Crawford	0	0	0	0	0	0	0	0	0	0	0
Cuyahoga	40	0	0	0	0	0	0	0	0	0	40
Darke	0	0	1	1	0	0	0	0	0	0	2
Defiance	0	0	0	0	0	0	0	0	0	0	0
Delaware	0	0	0	0	2	0	0	0	0	0	2
Erie	0	0	96	10	17	59	0	0	0	110	292
Fairfield	1	0	0	0	0	0	0	0	0	31	32
Fayette	0	0	0	0	0	0	0	0	0	0	0
Franklin	2	8	45	3	25	2	14	0	0	10	109
Fulton	0	0	3	0	1	1	0	0	0	10	15
Gallia	0	26	27	0	0	0	0	0	0	1	54
Geauga	0	0	0	0	0	0	0	0	0	0	0
Greene	0	0	0	0	0	0	0	0	0	2	2
Guernsey	0	0	0	0	0	0	0	0	0	0	0
Hamilton	1	0	0	0	0	0	0	0	0	0	1
Hancock	0	0	1	11	0	0	0	0	0	4	16
Hardin	0	0	0	0	0	0	0	0	0	0	0
Harrison	1	0	0	0	0	0	0	0	0	0	1
Henry	0	0	0	0	0	0	0	0	0	0	0
Highland	0	0	0	0	0	0	0	0	0	5	5
Hocking	11	61	27	13	34	5	0	0	0	3	154
Holmes	0	0	1	0	0	0	0	0	0	1	2
Huron	0	0	2	1	0	0	0	0	0	6	9
Jackson	0	0	0	0	0	0	0	0	0	4	4
Jefferson	0	0	34	24	1	0	0	0	0	350	409
Knox	0	0	0	1	0	0	0	0	0	0	1
Lake	0	0	24	7	53	7	0	0	0	75	166
Lawrence	0	0	0	0	0	0	0	0	0	0	0
Licking	0	0	0	0	0	0	0	0	0	0	0
Logan	1	0	0	0	0	0	0	0	0	0	1
Lorain	0	0	2	0	0	1	1	0	0	10	14

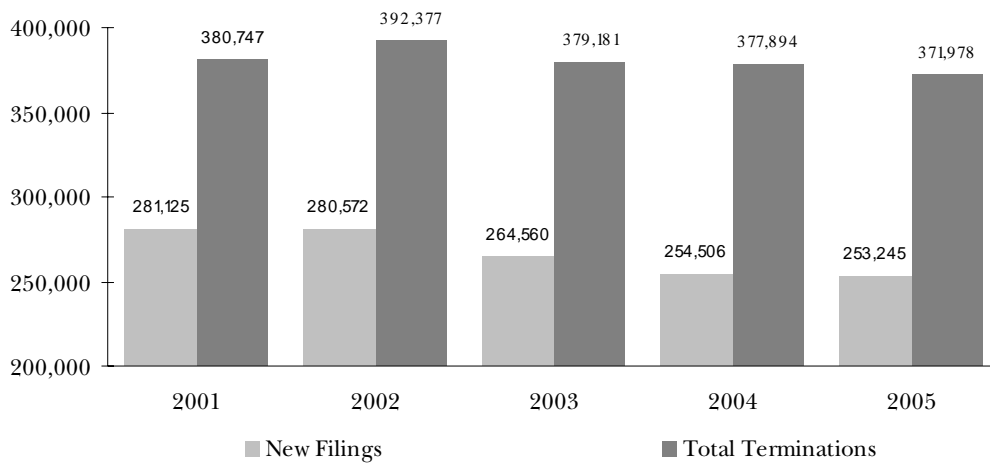
Courts of Common Pleas – Juvenile Division

All Others Terminations

2005

County	Trial by Judge	Trial by Magistrate	Dismissal	Admission to Judge	Admission to Magistrate	Unavailability of Party	Transferred Out	Private Judge	Interlocutory Appeal/Order	Other Terminations	Total Terminations
Lucas	24	0	2	0	0	0	0	0	0	3	29
Madison	0	0	0	1	0	0	0	0	0	23	24
Mahoning	18	72	17	0	32	7	0	0	0	78	224
Marion	1	0	1	2	16	0	0	0	0	18	38
Medina	0	0	5	0	6	5	0	0	0	2	18
Meigs	0	0	0	18	0	0	0	0	0	0	18
Mercer	0	0	0	0	0	0	0	0	0	0	0
Miami	0	0	0	0	0	0	0	0	0	1	1
Monroe	0	0	8	2	0	1	0	0	0	0	11
Montgomery	8	1	7	1	0	0	0	0	0	2	19
Morgan	0	0	0	0	0	0	0	0	0	0	0
Morrow	0	0	2	0	0	0	1	1	0	4	8
Muskingum	47	0	17	1	0	0	0	0	0	140	205
Noble	0	0	0	0	0	0	0	0	0	4	4
Ottawa	0	0	0	0	0	0	0	0	0	0	0
Paulding	0	0	0	0	0	0	0	0	0	0	0
Perry	0	2	1	0	0	0	0	0	0	22	25
Pickaway	0	0	0	0	0	0	0	0	0	1	1
Pike	0	0	0	15	0	0	1	0	0	16	32
Portage	0	0	1	0	0	0	0	0	0	0	1
Preble	0	0	1	0	0	0	0	0	0	31	32
Putnam	0	0	2	1	0	0	1	0	0	3	7
Richland	3	0	1	1	0	0	0	0	0	9	14
Ross	0	0	0	1	0	0	0	0	0	78	79
Sandusky	0	0	8	1	15	0	1	0	0	3	28
Scioto	0	0	0	3	0	0	0	0	0	6	9
Seneca	0	1	0	1	0	0	0	0	0	24	26
Shelby	0	0	18	42	5	0	0	0	0	2	67
Stark	0	0	1	82	0	0	0	0	0	0	83
Summit	20	0	0	0	0	0	0	0	0	0	20
Trumbull	0	0	0	0	0	0	0	0	0	2	2
Tuscarawas	0	0	0	0	25	0	1	0	0	0	26
Union	0	0	0	3	0	0	0	0	0	6	9
Van Wert	0	2	0	0	0	0	0	0	0	0	2
Vinton	3	0	0	0	0	0	0	0	0	0	3
Warren	0	0	0	0	0	0	0	0	0	19	19
Washington	0	0	1	2	0	0	0	0	0	0	3
Wayne	0	0	38	124	159	7	0	0	0	117	445
Williams	0	0	0	0	0	0	0	0	0	0	0
Wood	0	0	0	0	0	0	0	0	0	0	0
Wyandot	0	0	1	0	0	0	0	0	0	0	1
Statewide	226	366	535	451	694	96	32	1	0	1,361	3,762

Courts of Common Pleas - Juvenile Division
All Case Types
2001 - 2005



Section I

Municipal Courts



Morrow County Courthouse
Mount Gilead

Municipal Courts
 Composite Administrative Judge Report for the Entire State
 2005

	Felonies	Misdemeanors	O.V.I.	Other Traffic	Personal Injury and Property Damage	Contracts	F.I.D.	Other Civil	Small Claims	Total
Cases Pending Beginning of Year	4,932	34,478	2,508	70,004	7,249	51,505	56,062	26,308	22,129	275,175
New Cases Filed	78,333	379,371	62,170	1,216,460	11,586	188,238	110,585	141,862	77,326	2,265,931
Transferred in, Reactivated or Redesignated Cases	15,737	91,166	4,083	160,946	787	4,794	836	1,842	1,433	281,624
Total Cases	99,002	505,015	68,761	1,447,410	19,622	244,537	167,483	170,012	100,888	2,822,730
Cases Terminated By:										
Hearing by Judge	9,578	91,628	10,901	130,558	6,463	116,865	21,407	9,783	15,326	412,509
Hearing by Magistrate	X	18,388	1,016	105,302	1,068	11,289	20,230	3,138	38,747	199,178
Transfer (Includes individual judge assignment)	25,716	207,980	50,064	181,871	2,938	18,497	8,834	2,616	964	499,480
Dismissal: Lack of Speedy Trial (CR) or Want of Prosecution (CV)	131	928	41	326	434	8,057	23,697	586	4,579	38,779
Other Dismissals	39,493	27,487	572	28,681	1,419	23,411	22,227	4,310	16,360	163,960
Violations Bureau	X	28,874	X	743,192	X	X	X	X	X	772,066
Unavailability of Accused	15,542	87,293	3,018	161,522	46	500	93	60	148	268,222
Bankruptcy Stay or Interlocutory Appeal	3	8	3	14	134	3,427	289	177	669	4,724
All Other Terminations	3,610	6,218	573	16,147	651	4,417	3,364	118,224	1,946	155,150
Total Terminations	94,073	468,804	66,188	1,367,613	13,153	186,463	100,141	138,894	78,739	2,514,068
Cases Pending End of Year	4,929	36,211	2,573	79,797	6,469	58,074	67,342	31,118	22,149	308,662
Time Guideline (Months)	1	6	6	6	24	12	12	12	6	
Cases Pending End of Year Beyond Time Guideline	622	871	34	844	101	2,753	25,058	371	3,348	34,002

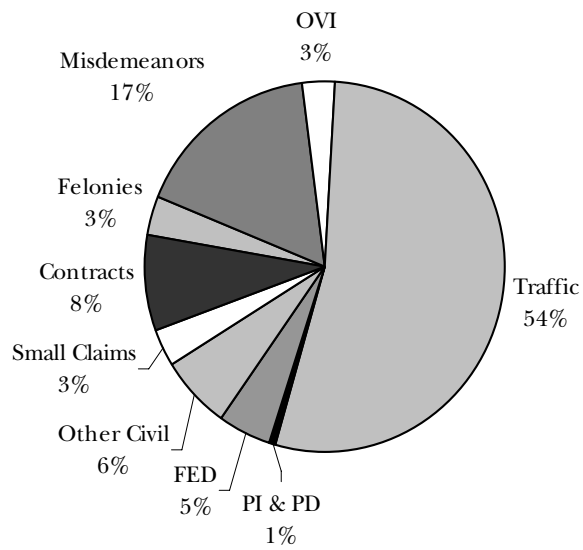
Note: "X" indicates data not applicable

Municipal Courts
 Composite Individual Judge Report for the Entire State
 2005

	Misdemeanors	O.V.I.	Other Traffic	Personal Injury and Property Damage	Contracts	F.I.D.	Other Civil	Total
Cases Pending Beginning of Year	34,073	12,468	28,508	1,938	7,747	2,589	782	88,105
New Cases Filed	205,606	49,611	181,327	2,952	18,444	8,571	2,671	469,182
Transferred in, Reactivated or Redesignated Cases	50,486	5,982	43,331	390	1,131	257	287	101,864
Total Cases	290,165	68,061	253,166	5,280	27,322	11,417	3,740	659,151
Cases Terminated By:								
Jury Trial	601	226	172	35	92	10	7	1,143
Court Trial	7,436	1,000	9,478	297	1,910	2,985	849	23,955
Default	X	X	X	671	3,703	1,260	310	5,944
Guilty or No Contest Plea to Original Charge	83,251	35,244	82,742	X	X	X	X	201,237
Guilty or No Contest Plea to Reduced Charge	37,396	9,699	42,894	X	X	X	X	89,989
Dismissal: Lack of Speedy Trial (CR) or Want of Prosecution (CV)	253	24	205	49	297	968	43	1,839
Other Dismissals	62,731	2,351	37,881	1,718	8,237	2,793	642	116,353
Transferred Out	4,622	815	3,245	126	444	108	217	9,577
Referred to Private Judge	X	X	X	2	19	7	4	32
Unavailability of Accused	48,845	4,390	41,511	3	21	1	10	94,781
Bankruptcy Stay or Interlocutory Appeal	20	18	5	75	1,168	74	25	1,385
All Other Terminations	9,699	1,751	3,529	719	4,884	698	1,040	22,320
Total Terminations	254,854	55,518	221,662	3,695	20,775	8,904	3,147	568,555
Cases Pending End of Year	35,311	12,543	31,504	1,585	6,547	2,513	593	90,596
Time Guideline (Months)	6	6	6	24	12	12	12	
Cases Pending End of Year Beyond Time Guideline	1,148	483	837	22	282	32	17	2,821

Note: "X" indicates data not applicable

Municipal Courts
New Cases Filed Comparison
2005



Municipal Courts
Overall Caseloads
2005

Court	Judges	---- Population ----		New Filings, Transfers, ----- and Reactivations -----			----- Terminations -----			Clearance Rate
		Total	Per Judge	Total	Per Judge	Per 1,000 Pop.	Total	Per Judge	Per 1,000 Pop.	
Akron	6	260,120	43,353	70,246	11,708	270	69,311	11,552	266	99%
Alliance	1	43,765	43,765	8,499	8,499	194	8,447	8,447	193	99%
Ashland	1	52,523	52,523	14,638	14,638	279	14,605	14,605	278	100%
Ashtabula	1	35,371	35,371	7,921	7,921	224	7,877	7,877	223	99%
Athens	1	62,223	62,223	11,410	11,410	183	11,382	11,382	183	100%
Auglaize County	1	46,611	46,611	8,593	8,593	184	8,723	8,723	187	102%
Avon Lake	1	32,540	32,540	2,749	2,749	84	2,813	2,813	86	102%
Barberton	2	102,636	51,318	17,985	8,993	175	17,899	8,950	174	100%
Bedford	2	81,608	40,804	17,310	8,655	212	17,091	8,546	209	99%
Bellefontaine	1	46,005	46,005	10,967	10,967	238	11,122	11,122	242	101%
Bellevue	1	12,174	12,174	2,321	2,321	191	2,304	2,304	189	99%
Berea	1	118,125	118,125	11,661	11,661	99	11,811	11,811	100	101%
Bowling Green	1	61,149	61,149	17,138	17,138	280	16,956	16,956	277	99%
Brown County	1	42,285	42,285	11,081	11,081	262	10,868	10,868	257	98%
Bryan	1	39,188	39,188	11,801	11,801	301	11,911	11,911	304	101%
Cambridge	1	40,792	40,792	13,403	13,403	329	13,540	13,540	332	101%
Campbell	1	11,068	11,068	2,651	2,651	240	2,642	2,642	239	100%
Canton	4	204,232	51,058	31,556	7,889	155	31,258	7,815	153	99%
Celina	1	40,924	40,924	6,809	6,809	166	6,617	6,617	162	97%
Champaign County	1	38,890	38,890	5,997	5,997	154	6,039	6,039	155	101%
Chardon	1	90,895	90,895	14,357	14,357	158	14,288	14,288	157	100%
Chillicothe	2	73,345	36,673	17,319	8,660	236	16,681	8,341	227	96%
Circleville	1	52,727	52,727	12,039	12,039	228	11,703	11,703	222	97%
Clark County	3	144,742	48,247	27,191	9,064	188	26,280	8,760	182	97%
Clermont County	3	177,977	59,326	45,669	15,223	257	45,177	15,059	254	99%
Cleveland	12	479,740	39,978	199,648	16,637	416	196,097	16,341	409	98%
Cleveland Heights	1	49,958	49,958	27,864	27,864	558	27,967	27,967	560	100%
Cleveland Housing	1	479,740	479,740	16,431	16,431	34	17,296	17,296	36	105%
Clinton County	1	40,543	40,543	14,126	14,126	348	13,755	13,755	339	97%
Columbiana County	2	27,228	13,614	12,253	6,127	450	11,881	5,941	436	97%
Conneaut	1	12,485	12,485	2,932	2,932	235	2,937	2,937	235	100%
Coshocton	1	36,655	36,655	3,659	3,659	100	3,616	3,616	99	99%
Crawford County	1	46,966	46,966	8,968	8,968	191	8,871	8,871	189	99%
Cuyahoga Falls	2	180,143	90,072	29,715	14,858	165	31,712	15,856	176	107%
Darke County	1	25,087	25,087	6,446	6,446	257	6,519	6,519	260	101%
Dayton	5	166,179	33,236	64,511	12,902	388	63,244	12,649	381	98%
Defiance County	1	39,500	39,500	9,229	9,229	234	9,240	9,240	234	100%
Delaware County	1	109,989	109,989	22,205	22,205	202	22,231	22,231	202	100%
East Cleveland *	1	27,217	27,217	6,636	6,636	244	5,669	5,669	208	85%
East Liverpool	1	25,424	25,424	4,877	4,877	192	4,585	4,585	180	94%
Eaton	1	42,337	42,337	9,689	9,689	229	9,552	9,552	226	99%
Elyria	2	116,733	58,367	21,957	10,979	188	21,956	10,978	188	100%
Euclid	1	52,717	52,717	9,416	9,416	179	9,805	9,805	186	104%
Fairborn	1	81,976	81,976	18,050	18,050	220	17,875	17,875	218	99%
Fairfield	1	42,097	42,097	12,067	12,067	287	11,916	11,916	283	99%
Fairfield County	2	122,759	61,380	20,503	10,252	167	20,443	10,222	167	100%
Findlay	2	66,693	33,347	16,473	8,237	247	16,085	8,043	241	98%

* December data not submitted; data shown is annualized based upon first eleven months

Municipal Courts
Overall Caseloads
2005

Court	Judges	---- Population ----		New Filings, Transfers, ----- and Reactivations -----			----- Terminations -----			Clearance Rate
		Total	Per Judge	Total	Per Judge	Per 1,000 Pop.	Total	Per Judge	Per 1,000 Pop.	
Fostoria	1	21,448	21,448	3,478	3,478	162	3,463	3,463	161	100%
Franklin	1	26,219	26,219	7,904	7,904	301	8,111	8,111	309	103%
Franklin County	14	1,068,978	76,356	260,501	18,607	244	245,816	17,558	230	94%
Franklin Co. Enviro.	1	1,068,978	1,068,978	7,323	7,323	7	7,288	7,288	7	100%
Fremont	1	27,857	27,857	7,397	7,397	266	7,355	7,355	264	99%
Gallipolis	1	31,069	31,069	9,514	9,514	306	9,761	9,761	314	103%
Garfield Heights	2	84,948	42,474	15,764	7,882	186	15,567	7,784	183	99%
Girard	1	41,860	41,860	6,866	6,866	164	7,069	7,069	169	103%
Hamilton	1	74,474	74,474	30,200	30,200	406	29,720	29,720	399	98%
Hamilton County	14	845,303	60,379	319,191	22,799	378	309,566	22,112	366	97%
Hardin County	1	31,945	31,945	4,796	4,796	150	4,736	4,736	148	99%
Hillsboro	1	31,937	31,937	6,292	6,292	197	6,759	6,759	212	107%
Hocking County	1	28,241	28,241	5,146	5,146	182	5,169	5,169	183	100%
Huron	1	10,530	10,530	3,839	3,839	365	3,807	3,807	362	99%
Ironton	1	24,949	24,949	5,119	5,119	205	4,960	4,960	199	97%
Jackson County	1	32,641	32,641	11,920	11,920	365	11,714	11,714	359	98%
Kettering	2	117,390	58,695	22,200	11,100	189	22,103	11,052	188	100%
Lakewood	1	56,646	56,646	11,077	11,077	196	10,756	10,756	190	97%
Lawrence County	1	37,370	37,370	6,233	6,233	167	6,158	6,158	165	99%
Lebanon	1	29,123	29,123	7,255	7,255	249	7,238	7,238	249	100%
Licking County	2	145,491	72,746	22,649	11,325	156	22,305	11,153	153	98%
Lima	2	108,473	54,237	21,954	10,977	202	22,313	11,157	206	102%
Lorain County	2	82,140	41,070	17,514	8,757	213	16,936	8,468	206	97%
Lyndhurst	1	59,619	59,619	18,579	18,579	312	18,548	18,548	311	100%
Madison County	1	40,213	40,213	14,508	14,508	361	14,214	14,214	353	98%
Mansfield	2	109,524	54,762	23,781	11,891	217	24,579	12,290	224	103%
Marietta	1	63,251	63,251	10,402	10,402	164	10,348	10,348	164	99%
Marion County	1	66,217	66,217	16,027	16,027	242	16,075	16,075	243	100%
Marysville	1	40,909	40,909	10,300	10,300	252	10,275	10,275	251	100%
Mason	1	47,531	47,531	8,936	8,936	188	8,862	8,862	186	99%
Massillon	2	130,101	65,051	16,805	8,403	129	16,731	8,366	129	100%
Maumee	1	44,641	44,641	13,659	13,659	306	13,598	13,598	305	100%
Medina	1	108,424	108,424	16,790	16,790	155	16,734	16,734	154	100%
Mentor	1	58,405	58,405	11,908	11,908	204	11,736	11,736	201	99%
Miami County	2	98,868	49,434	24,477	12,239	248	24,266	12,133	245	99%
Miamisburg	1	67,241	67,241	13,811	13,811	205	13,940	13,940	207	101%
Middletown	1	71,297	71,297	18,708	18,708	262	18,894	18,894	265	101%
Morrow County	1	31,628	31,628	8,712	8,712	275	8,657	8,657	274	99%
Mount Vernon	1	54,500	54,500	8,651	8,651	159	8,607	8,607	158	99%
Napoleon	1	29,210	29,210	6,022	6,022	206	5,939	5,939	203	99%
New Philadelphia	1	65,381	65,381	10,697	10,697	164	10,753	10,753	164	101%
Newton Falls	1	29,516	29,516	8,746	8,746	296	9,044	9,044	306	103%
Niles	1	33,090	33,090	5,469	5,469	165	5,593	5,593	169	102%
Norwalk	1	54,177	54,177	15,897	15,897	293	15,821	15,821	292	100%
Oakwood	1	9,215	9,215	1,601	1,601	174	1,601	1,601	174	100%
Oberlin	1	45,469	45,469	9,308	9,308	205	9,343	9,343	205	100%
Oregon	1	22,635	22,635	6,786	6,786	300	6,745	6,745	298	99%
Ottawa County	1	40,985	40,985	8,232	8,232	201	8,133	8,133	198	99%

Municipal Courts
Overall Caseloads
2005

Court	Judges	---- Population ----		New Filings, Transfers, ----- and Reactivations -----			----- Terminations -----			Clearance Rate
		Total	Per Judge	Total	Per Judge	Per 1,000 Pop.	Total	Per Judge	Per 1,000 Pop.	
Painesville	1	81,137	81,137	13,503	13,503	166	13,349	13,349	165	99%
Parma	3	177,270	59,090	17,285	5,762	98	16,626	5,542	94	96%
Perrysburg	1	57,140	57,140	13,737	13,737	240	13,027	13,027	228	95%
Portage Co.-Kent	1	76,031	76,031	13,545	13,545	178	13,336	13,336	175	98%
Portage Co.-Ravenna	2	76,030	38,015	27,304	13,652	359	27,267	13,634	359	100%
Portsmouth	2	79,195	39,598	18,401	9,201	232	18,254	9,127	230	99%
Rocky River	2	120,226	60,113	37,836	18,918	315	37,607	18,804	313	99%
Sandusky	1	42,049	42,049	15,693	15,693	373	15,512	15,512	369	99%
Shaker Heights	1	62,367	62,367	15,066	15,066	242	15,187	15,187	244	101%
Shelby	1	19,328	19,328	2,140	2,140	111	2,168	2,168	112	101%
Sidney	1	47,910	47,910	10,914	10,914	228	10,757	10,757	225	99%
South Euclid	1	23,537	23,537	5,204	5,204	221	5,077	5,077	216	98%
Steubenville	1	19,015	19,015	4,571	4,571	240	4,498	4,498	237	98%
Struthers	1	35,484	35,484	5,273	5,273	149	5,174	5,174	146	98%
Sylvania	1	66,021	66,021	14,534	14,534	220	14,317	14,317	217	99%
Tiffin	1	44,613	44,613	7,799	7,799	175	7,672	7,672	172	98%
Toledo	6	321,757	53,626	107,275	17,879	333	108,948	18,158	339	102%
Toledo Housing	1	321,757	321,757	8,583	8,583	27	8,895	8,895	28	104%
Upper Sandusky	1	22,908	22,908	8,548	8,548	373	8,543	8,543	373	100%
Van Wert	1	29,659	29,659	8,758	8,758	295	8,716	8,716	294	100%
Vandalia	1	78,425	78,425	20,302	20,302	259	20,317	20,317	259	100%
Vermilion	1	19,857	19,857	5,148	5,148	259	5,130	5,130	258	100%
Wadsworth	1	42,671	42,671	7,713	7,713	181	7,705	7,705	181	100%
Warren	2	81,957	40,979	16,823	8,412	205	16,888	8,444	206	100%
Washington CH	1	28,433	28,433	6,231	6,231	219	6,271	6,271	221	101%
Wayne County	2	111,564	55,782	15,745	7,873	141	16,425	8,213	147	104%
Willoughby	1	87,969	87,969	19,075	19,075	217	19,096	19,096	217	100%
Xenia	1	65,910	65,910	19,846	19,846	301	19,638	19,638	298	99%
Youngstown	3	82,026	27,342	13,737	4,579	167	14,355	4,785	175	104%
Zanesville	1	25,586	25,586	5,056	5,056	198	5,010	5,010	196	99%
Statewide	208	10,063,686	48,383	2,547,544	12,248	213	2,514,057	12,087	210	99%

All population figures based on 2000 U.S. Census

Municipal Courts
Felony Overall Caseloads
2005

Court	Cases Pending January 1	New Filings	Reactivations and Transfers	Total Cases	Total Terminations	Clearance Rate	Cases Pending December 31	Cases Pending Beyond Time Guidelines
Akron	153	4,404	1,505	6,062	5,865	99%	197	0
Alliance	5	351	0	356	339	97%	17	0
Ashland	0	1	0	1	1	100%	0	0
Ashtabula	26	384	53	463	411	94%	52	10
Athens	5	271	36	312	306	100%	6	0
Auglaize County	3	82	1	86	82	99%	4	1
Avon Lake	8	156	5	169	158	98%	11	1
Barberton	37	814	49	900	875	101%	25	4
Bedford	7	295	5	307	300	100%	7	0
Bellefontaine	8	300	24	332	322	99%	10	0
Bellevue	3	70	1	74	70	99%	4	0
Berea	30	396	11	437	396	97%	41	0
Bowling Green	20	357	2	379	354	99%	25	0
Brown County	54	466	15	535	454	94%	81	40
Bryan	2	62	2	66	63	98%	3	0
Cambridge	2	141	7	150	143	97%	7	0
Campbell	65	148	0	213	168	114%	45	0
Canton	62	1,730	205	1,997	1,945	101%	52	0
Celina	1	53	0	54	52	98%	2	0
Champaign County	4	124	35	163	160	101%	3	0
Chardon	4	123	19	146	134	94%	12	6
Chillicothe	25	392	179	596	557	98%	39	0
Circleville	10	298	11	319	310	100%	9	0
Clark County	32	1,925	730	2,687	2,610	98%	77	0
Clermont County	70	1,555	301	1,926	1,873	101%	53	9
Cleveland	487	7,312	147	7,946	7,617	102%	329	0
Cleveland Heights	2	236	28	266	260	98%	6	0
Cleveland Housing	0	0	0	0	0	-	0	0
Clinton County	7	206	6	219	206	97%	13	0
Columbiana County	5	163	12	180	173	99%	7	2
Conneaut	9	128	12	149	138	99%	11	0
Coshocton	0	73	2	75	70	93%	5	0
Crawford County	0	65	0	65	62	95%	3	0
Cuyahoga Falls	268	1,016	288	1,572	1,477	113%	95	0
Darke County	0	0	0	0	0	-	0	0
Dayton	98	1,590	297	1,985	1,795	95%	190	0
Defiance County	5	152	7	164	163	103%	1	0
Delaware County	3	269	28	300	297	100%	3	0
East Cleveland *	10	412	0	422	332	81%	90	0
East Liverpool	5	52	2	59	56	104%	3	2
Eaton	7	188	0	195	186	99%	9	0
Elyria	67	1,178	293	1,538	1,441	98%	97	0
Euclid	106	234	2	342	329	139%	13	0
Fairborn	3	419	158	580	571	99%	9	1
Fairfield	14	342	139	495	466	97%	29	4

* December data not submitted; data shown is annualized based upon first eleven months

Municipal Courts
Felony Overall Caseloads
2005

Court	Cases Pending January 1	New Filings	Reactivations and Transfers	Total Cases	Total Terminations	Clearance Rate	Cases Pending December 31	Cases Pending Beyond Time Guidelines
Fairfield County	1	400	112	513	512	100%	1	0
Findlay	3	75	1	79	79	104%	0	0
Fostoria	8	131	9	148	145	104%	3	1
Franklin	11	224	89	324	313	100%	11	2
Franklin County *	142	7,514	2,160	9,816	9,637	100%	179	n/a
Franklin Co. Enviro.	1	21	5	27	27	104%	0	0
Fremont	2	273	27	302	282	94%	20	0
Gallipolis	7	179	38	224	218	100%	6	0
Garfield Heights	2	284	4	290	289	100%	1	0
Girard	29	276	83	388	363	101%	25	8
Hamilton	41	1,787	236	2,064	2,003	99%	61	3
Hamilton County	316	10,598	1,690	12,604	12,318	100%	286	0
Hardin County	0	57	0	57	51	89%	6	0
Hillsboro	21	199	46	266	256	104%	10	0
Hocking County	42	289	23	354	242	78%	112	76
Huron	10	96	4	110	98	98%	12	5
Ironton	20	303	45	368	348	100%	20	0
Jackson County	1	122	12	135	133	99%	2	0
Kettering	6	248	79	333	333	102%	0	0
Lakewood	129	427	0	556	423	99%	133	0
Lawrence County	8	277	99	384	351	93%	33	5
Lebanon	23	372	8	403	396	104%	7	0
Licking County	0	492	62	554	554	100%	0	0
Lima	16	420	2	438	432	102%	6	3
Lorain County	60	1,254	70	1,384	1,264	95%	120	56
Lyndhurst	91	202	4	297	199	97%	98	0
Madison County	2	91	6	99	98	101%	1	0
Mansfield	2	489	59	550	541	99%	9	0
Marietta	3	286	15	304	296	98%	8	0
Marion County	10	359	50	419	411	100%	8	1
Marysville	3	93	10	106	106	103%	0	0
Mason	3	195	45	243	237	99%	6	0
Massillon	59	585	60	704	664	103%	40	15
Maumee	28	188	73	289	266	102%	23	13
Medina	9	185	1	195	184	99%	11	0
Mentor	9	329	94	432	419	99%	13	0
Miami County	137	1,413	409	1,959	1,848	101%	111	27
Miamisburg	4	268	89	361	360	101%	1	0
Middletown	45	892	65	1,002	966	101%	36	0
Morrow County	71	102	0	173	150	147%	23	2
Mount Vernon	2	51	0	53	52	102%	1	0
Napoleon	12	115	0	127	124	108%	3	0
New Philadelphia	0	83	10	93	88	95%	5	0
Newton Falls	37	162	29	228	217	114%	11	0
Niles	37	410	244	691	667	102%	24	12

* Cases Pending Beyond Time Guidelines data not available

Municipal Courts
Felony Overall Caseloads
2005

Court	Cases Pending January 1	New Filings	Reactivations and Transfers	Total Cases	Total Terminations	Clearance Rate	Cases Pending December 31	Cases Pending Beyond Time Guidelines
Norwalk	6	385	391	782	779	100%	3	0
Oakwood	0	0	0	0	0	-	0	0
Oberlin	22	249	37	308	296	103%	12	7
Oregon	15	297	106	418	381	95%	37	1
Ottawa County	12	140	25	177	146	88%	31	8
Painesville	24	585	92	701	673	99%	28	1
Parma	15	798	0	813	760	95%	53	0
Perrysburg	279	392	106	777	518	104%	259	0
Portage Co.-Kent	1	317	124	442	436	99%	6	1
Portage Co.-Ravenna	6	594	228	828	819	100%	9	0
Portsmouth	32	1,138	398	1,568	1,528	99%	40	0
Rocky River	8	391	135	534	511	97%	23	10
Sandusky	153	1,023	170	1,346	1,073	90%	273	182
Shaker Heights	78	113	19	210	121	92%	89	0
Shelby	4	32	0	36	36	113%	0	0
Sidney	6	141	8	155	149	100%	6	0
South Euclid	4	72	14	90	90	105%	0	0
Steubenville	92	363	2	457	341	93%	116	0
Struthers	12	130	5	147	125	93%	22	16
Sylvania	53	595	291	939	890	100%	49	0
Tiffin	2	120	25	147	146	101%	1	1
Toledo	360	4,999	2,393	7,752	7,411	100%	341	0
Toledo Housing	0	0	0	0	0	-	0	0
Upper Sandusky	4	51	1	56	48	92%	8	2
Van Wert	1	70	0	71	69	99%	2	0
Vandalia	8	263	92	363	360	101%	3	0
Vermilion	15	122	32	169	156	101%	13	5
Wadsworth	5	119	0	124	118	99%	6	0
Warren	112	815	69	996	898	102%	98	63
Washington CH	8	190	0	198	183	96%	15	0
Wayne County	5	154	1	160	151	97%	9	1
Willoughby	147	641	4	792	634	98%	158	0
Xenia	6	302	119	427	426	101%	1	0
Youngstown	242	903	66	1,211	1,174	121%	37	9
Zanesville	0	80	0	80	80	100%	0	0
Statewide	4,932	78,333	15,737	99,002	94,073	100%	4,929	622

Municipal Courts
Felony Terminations
2005

Court	Preliminary Hearing Bindover	Waiver Preliminary Hearing	Dismissal: Lack of Speedy Trial	Other Dismissals	Unavailability of Accused	Bankruptcy Stay/Interlocutory Appeal	Other Terminations
Akron	44	3,920	0	331	1,399	0	171
Alliance	296	0	0	33	0	0	10
Ashland	0	0	0	1	0	0	0
Ashtabula	143	121	1	82	53	0	11
Athens	33	3	0	226	42	0	2
Auglaize County	13	9	0	42	16	0	2
Avon Lake	1	100	0	49	8	0	0
Barberton	1	672	0	157	45	0	0
Bedford	37	212	0	41	0	0	10
Bellefontaine	4	208	0	75	35	0	0
Bellevue	53	0	6	1	4	0	6
Berea	5	251	0	111	7	0	22
Bowling Green	0	194	0	129	31	0	0
Brown County	45	5	1	370	18	0	15
Bryan	8	24	0	28	3	0	0
Cambridge	33	43	0	60	6	0	1
Campbell	68	44	0	56	0	0	0
Canton	497	562	0	666	220	0	0
Celina	1	23	0	26	2	0	0
Champaign County	17	0	0	74	39	0	30
Chardon	86	11	0	17	20	0	0
Chillicothe	135	167	0	66	189	0	0
Circleville	194	48	0	40	28	0	0
Clark County	2	0	0	1,804	804	0	0
Clermont County	28	311	0	1,169	365	0	0
Cleveland	537	5,561	0	1,326	193	0	0
Cleveland Heights	24	92	0	99	45	0	0
Cleveland Housing	0	0	0	0	0	0	0
Clinton County	176	12	0	11	0	0	7
Columbiana County	88	21	0	50	14	0	0
Conneaut	3	79	0	28	28	0	0
Coshocton	43	1	0	23	3	0	0
Crawford County	0	52	0	3	7	0	0
Cuyahoga Falls	34	660	0	179	369	0	235
Darke County	0	0	0	0	0	0	0
Dayton	524	216	21	608	414	0	12
Defiance County	35	95	0	28	4	0	1
Delaware County	3	27	0	234	33	0	0
East Cleveland *	73	210	0	44	4	0	1
East Liverpool	4	30	9	13	0	0	0
Eaton	51	0	0	10	0	0	125
Elyria	148	762	0	198	333	0	0
Euclid	176	2	0	36	3	0	112
Fairborn	0	10	0	249	312	0	0

* December data not submitted; data shown is annualized based upon first eleven months

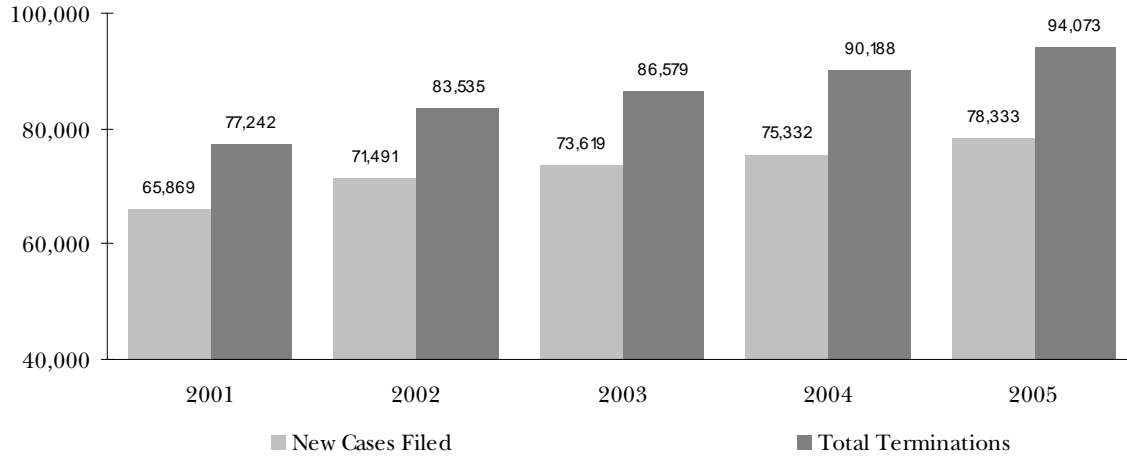
Municipal Courts
Felony Terminations
2005

Court	Preliminary Hearing Bindover	Waiver Preliminary Hearing	Dismissal: Lack of Speedy Trial	Other Dismissals	Unavailability of Accused	Bankruptcy Stay/Interlocutory Appeal	Other Terminations
Fairfield	165	92	0	46	158	0	5
Fairfield County	89	25	0	170	228	0	0
Findlay	0	12	0	67	0	0	0
Fostoria	1	90	0	46	7	0	1
Franklin	105	63	0	96	31	0	18
Franklin County	25	68	0	7,412	2,127	0	5
Franklin Co. Enviro.	0	0	0	23	4	0	0
Fremont	10	115	0	112	37	0	8
Gallipolis	41	55	0	88	33	0	1
Garfield Heights	1	275	0	11	2	0	0
Girard	128	8	0	32	119	0	76
Hamilton	959	0	0	767	274	0	3
Hamilton County	1	1	0	10,518	344	0	1,454
Hardin County	42	0	0	8	1	0	0
Hillsboro	16	6	0	92	71	0	71
Hocking County	35	38	76	39	4	0	50
Huron	28	61	0	2	7	0	0
Ironton	28	94	0	170	56	0	0
Jackson County	85	0	0	37	11	0	0
Kettering	54	110	0	85	84	0	0
Lakewood	97	206	0	120	0	0	0
Lawrence County	122	1	0	180	48	0	0
Lebanon	263	3	0	14	36	0	80
Licking County	431	0	0	46	66	0	11
Lima	73	306	0	51	0	0	2
Lorain County	2	1,036	1	205	8	1	11
Lyndhurst	187	0	0	12	0	0	0
Madison County	62	0	0	3	33	0	0
Mansfield	3	457	0	14	61	0	6
Marietta	68	0	0	92	12	0	124
Marion County	356	0	0	12	43	0	0
Marysville	23	0	0	73	10	0	0
Mason	73	25	0	79	60	0	0
Massillon	104	270	0	235	55	0	0
Maumee	1	48	0	153	64	0	0
Medina	0	162	0	18	0	0	4
Mentor	11	140	0	178	89	0	1
Miami County	497	495	0	199	625	0	32
Miamisburg	47	130	0	80	103	0	0
Middletown	354	201	0	359	2	0	50
Morrow County	55	36	1	58	0	0	0
Mount Vernon	0	47	0	5	0	0	0
Napoleon	12	78	1	21	11	0	1
New Philadelphia	19	28	0	29	9	0	3
Newton Falls	87	15	0	91	24	0	0

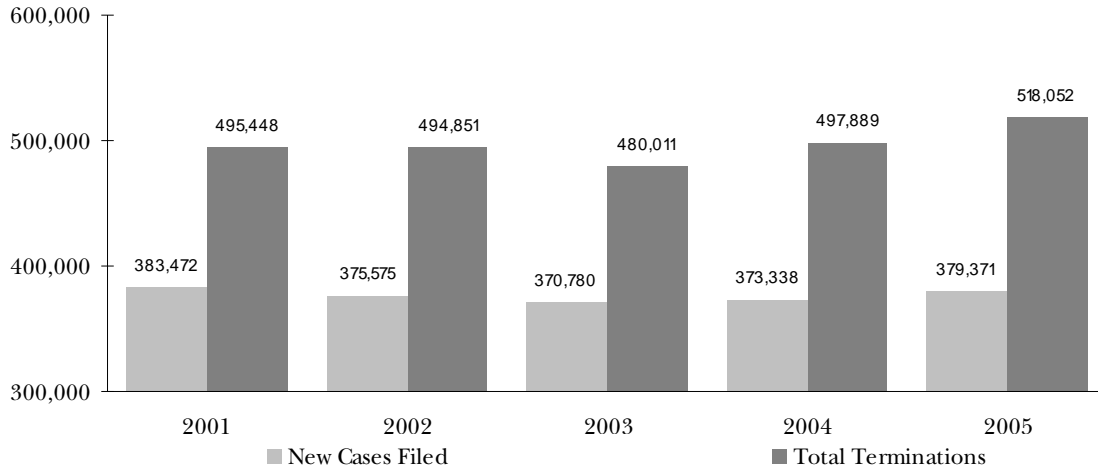
Municipal Courts
Felony Terminations
2005

Court	Preliminary Hearing Bindover	Waiver Preliminary Hearing	Dismissal: Lack of Speedy Trial	Other Dismissals	Unavailability of Accused	Bankruptcy Stay/Interlocutory Appeal	Other Terminations
Niles	22	177	0	88	233	0	147
Norwalk	10	216	0	2	392	0	159
Oakwood	0	0	0	0	0	0	0
Oberlin	12	159	0	92	33	0	0
Oregon	3	104	0	164	110	0	0
Ottawa County	4	3	0	92	29	0	18
Painesville	46	210	0	291	104	0	22
Parma	46	640	0	70	0	0	4
Perrysburg	66	238	0	82	132	0	0
Portage Co.-Kent	75	1	0	238	122	0	0
Portage Co.-Ravenna	119	0	0	467	233	0	0
Portsmouth	37	945	0	146	399	0	1
Rocky River	0	175	0	202	133	0	1
Sandusky	75	385	0	159	197	0	257
Shaker Heights	4	77	0	26	10	0	4
Shelby	32	0	0	1	3	0	0
Sidney	22	10	0	110	7	0	0
South Euclid	0	36	0	39	15	0	0
Steubenville	47	54	0	240	0	0	0
Struthers	106	0	0	5	8	0	6
Sylvania	6	222	0	351	311	0	0
Tiffin	1	1	0	15	20	0	109
Toledo	0	913	0	4,070	2,410	0	18
Toledo Housing	0	0	0	0	0	0	0
Upper Sandusky	19	0	0	28	1	0	0
Van Wert	2	58	1	3	1	0	4
Vandalia	103	74	0	102	79	0	2
Vermilion	6	42	1	73	30	0	4
Wadsworth	11	44	0	63	0	0	0
Warren	45	416	8	354	75	0	0
Washington CH	11	52	0	85	0	0	35
Wayne County	69	0	0	58	5	1	18
Willoughby	55	320	0	254	0	0	5
Xenia	10	0	0	301	115	0	0
Youngstown	89	511	4	281	282	1	6
Zanesville	2	78	0	0	0	0	0
Statewide	9,578	25,716	131	39,493	15,542	3	3,610

Municipal Courts
Felony Cases
2001 - 2005



Municipal Courts
Misdemeanor Cases
2001 - 2005



Municipal Courts
Misdemeanor Overall Caseloads
2005

Court	Cases Pending January 1	New Filings	Reactivations and Transfers	Total Cases	Total Terminations	Clearance Rate	Cases Pending December 31	Cases Pending Beyond Time Guidelines
Akron	899	12,180	9,980	23,059	22,155	100%	904	0
Alliance	38	1,313	22	1,373	1,232	92%	141	0
Ashland	107	1,590	58	1,755	1,670	101%	85	0
Ashtabula	277	1,367	333	1,977	1,586	93%	391	35
Athens	529	3,172	457	4,158	3,643	100%	515	0
Auglaize County	175	850	110	1,135	1,028	107%	107	3
Avon Lake	72	570	21	663	605	102%	58	1
Barberton	201	2,895	563	3,659	3,397	98%	262	32
Bedford	578	2,038	272	2,888	2,450	106%	438	0
Bellefontaine	315	2,152	195	2,662	2,422	103%	240	0
Bellevue	11	370	20	401	367	94%	34	0
Berea	568	1,924	432	2,924	2,480	105%	444	0
Bowling Green	738	3,745	15	4,498	3,795	101%	703	0
Brown County	853	1,201	209	2,263	1,469	104%	794	228
Bryan	90	1,502	185	1,777	1,634	97%	143	0
Cambridge	379	2,036	247	2,662	2,367	104%	295	3
Campbell	121	317	1	439	304	96%	135	0
Canton	720	5,151	514	6,385	5,862	103%	523	0
Celina	238	1,672	144	2,054	1,743	96%	311	13
Champaign County	74	1,356	278	1,708	1,617	99%	91	0
Chardon	146	1,282	179	1,607	1,430	98%	177	17
Chillicothe	868	4,017	1,234	6,119	5,293	101%	826	0
Circleville	189	1,597	219	2,005	1,749	96%	256	0
Clark County	789	4,316	2,252	7,357	6,704	102%	653	0
Clermont County	828	7,580	2,312	10,720	10,088	102%	632	6
Cleveland	3,462	29,251	21,046	53,759	48,542	97%	5,217	13
Cleveland Heights	400	2,549	449	3,398	2,907	97%	491	26
Cleveland Housing	803	3,767	1,203	5,773	5,453	110%	320	25
Clinton County	394	1,649	26	2,069	1,545	92%	524	0
Columbiana County	324	1,391	93	1,808	1,452	98%	356	13
Conneaut	54	520	58	632	573	99%	59	0
Coshocton	35	710	80	825	757	96%	68	0
Crawford County	103	1,646	18	1,767	1,546	93%	221	0
Cuyahoga Falls	1,382	3,263	657	5,302	5,054	129%	248	0
Darke County	125	1,364	52	1,541	1,413	100%	128	5
Dayton	848	16,430	6,636	23,914	22,865	99%	1,049	0
Defiance County	138	1,769	171	2,078	1,948	100%	130	0
Delaware County	175	2,529	290	2,994	2,815	100%	179	0
East Cleveland *	168	1,136	362	1,666	1,006	67%	660	0
East Liverpool	303	1,221	33	1,557	1,068	85%	489	276
Eaton	202	1,205	69	1,476	1,241	97%	235	22
Elyria	614	3,883	966	5,463	4,843	100%	620	0
Euclid	148	1,181	98	1,427	1,358	106%	69	0
Fairborn	474	2,364	610	3,448	2,937	99%	511	13
Fairfield	194	2,652	1,547	4,393	4,056	97%	337	8

* December data not submitted; data shown is annualized based upon first eleven months

Municipal Courts
Misdemeanor Overall Caseloads
2005

Court	Cases Pending January 1	New Filings	Reactivations and Transfers	Total Cases	Total Terminations	Clearance Rate	Cases Pending December 31	Cases Pending Beyond Time Guidelines
Fairfield County	456	2,598	506	3,560	3,049	98%	511	5
Findlay	346	1,665	348	2,359	2,057	102%	302	0
Fostoria	54	616	71	741	691	101%	50	8
Franklin	202	845	803	1,850	1,688	102%	162	26
Franklin County *	3,719	26,789	16,892	47,400	43,845	100%	3,555	n/a
Franklin Co. Enviro.	565	3,595	1,674	5,834	5,297	101%	537	5
Fremont	70	1,144	88	1,302	1,242	101%	60	0
Gallipolis	248	1,445	488	2,181	2,050	106%	131	0
Garfield Heights	284	2,293	414	2,991	2,678	99%	313	0
Girard	128	755	311	1,194	1,092	102%	102	5
Hamilton	638	6,593	2,796	10,027	9,098	97%	929	92
Hamilton County	11,932	38,506	20,336	70,774	56,432	96%	14,342	0
Hardin County	55	919	59	1,033	932	95%	101	0
Hillsboro	458	1,270	445	2,173	2,084	122%	89	0
Hocking County	532	1,424	40	1,996	1,415	97%	581	243
Huron	55	470	6	531	478	100%	53	8
Ironton	170	800	42	1,012	755	90%	257	0
Jackson County	212	1,904	657	2,773	2,566	100%	207	8
Kettering	290	2,275	422	2,987	2,777	103%	210	3
Lakewood	792	1,787	0	2,579	1,655	93%	924	0
Lawrence County	204	878	108	1,190	1,042	106%	148	2
Lebanon	123	1,128	12	1,263	1,179	103%	84	1
Licking County	246	2,294	445	2,985	2,687	98%	298	0
Lima	744	3,931	101	4,776	4,287	106%	489	34
Lorain County	450	3,780	296	4,526	3,603	88%	923	225
Lyndhurst	245	1,034	86	1,365	1,094	98%	271	20
Madison County	162	835	66	1,063	891	99%	172	0
Mansfield	2,267	4,960	1,319	8,546	6,541	104%	2,005	0
Marietta	307	2,183	249	2,739	2,493	103%	246	2
Marion County	310	3,339	496	4,145	3,942	103%	203	3
Marysville	90	1,174	194	1,458	1,351	99%	107	0
Mason	103	1,119	272	1,494	1,362	98%	132	1
Massillon	209	2,055	166	2,430	2,242	101%	188	0
Maumee	174	1,195	501	1,870	1,655	98%	215	13
Medina	551	1,703	169	2,423	1,961	105%	462	15
Mentor	204	1,712	216	2,132	1,876	97%	256	3
Miami County	458	4,596	738	5,792	5,227	98%	565	14
Miamisburg	530	2,448	751	3,729	3,289	103%	440	0
Middletown	351	5,068	481	5,900	5,631	101%	269	0
Morrow County	47	761	17	825	764	98%	61	37
Mount Vernon	259	1,095	41	1,395	1,187	104%	208	10
Napoleon	67	790	0	857	772	98%	85	0
New Philadelphia	539	1,634	342	2,515	2,022	102%	493	29
Newton Falls	193	676	64	933	793	107%	140	0
Niles	185	1,152	595	1,932	1,759	101%	173	10

* Cases Pending Beyond Time Guidelines data not available

Municipal Courts
Misdemeanor Overall Caseloads
2005

Court	Cases Pending January 1	New Filings	Reactivations and Transfers	Total Cases	Total Terminations	Clearance Rate	Cases Pending December 31	Cases Pending Beyond Time Guidelines
Norwalk	128	2,686	892	3,706	3,576	100%	130	0
Oakwood	70	125	0	195	105	84%	90	0
Oberlin	298	1,366	221	1,885	1,659	105%	226	4
Oregon	157	1,248	661	2,066	1,896	99%	170	0
Ottawa County	495	1,643	198	2,336	1,983	108%	353	9
Painesville	145	2,285	406	2,836	2,670	99%	166	2
Parma	346	4,424	114	4,884	4,407	97%	477	0
Perrysburg	1,274	1,345	215	2,834	1,614	103%	1,220	0
Portage Co.-Kent	448	2,773	1,090	4,311	3,866	100%	445	27
Portage Co.-Ravenna	651	2,960	1,260	4,871	4,403	104%	468	23
Portsmouth	496	3,018	1,595	5,109	4,302	93%	807	11
Rocky River	275	2,685	984	3,944	3,678	100%	266	1
Sandusky	756	4,388	1,292	6,436	5,531	97%	905	0
Shaker Heights	1,436	1,291	327	3,054	1,386	86%	1,668	0
Shelby	84	473	0	557	514	109%	43	2
Sidney	157	1,942	273	2,372	2,195	99%	177	0
South Euclid	146	690	66	902	685	91%	217	0
Steubenville	446	1,369	1	1,816	1,375	100%	441	0
Struthers	351	560	50	961	624	102%	337	150
Sylvania	421	1,782	977	3,180	2,768	100%	412	0
Tiffin	129	1,436	132	1,697	1,554	99%	143	29
Toledo	2,890	18,865	18,079	39,834	36,673	99%	3,161	0
Toledo Housing	628	1,257	974	2,859	2,297	103%	562	0
Upper Sandusky	86	777	46	909	816	99%	93	3
Van Wert	42	697	0	739	650	93%	89	0
Vandalia	314	2,874	946	4,134	3,877	101%	257	0
Vermilion	91	632	144	867	757	98%	110	10
Wadsworth	270	1,057	19	1,346	1,020	95%	326	0
Warren	697	2,186	449	3,332	2,768	105%	564	10
Washington CH	116	1,316	82	1,514	1,432	102%	82	0
Wayne County	152	1,579	150	1,881	1,691	98%	190	0
Willoughby	2,953	4,483	31	7,467	4,570	101%	2,897	0
Xenia	371	3,268	751	4,390	3,854	96%	536	6
Youngstown	754	2,190	388	3,332	3,014	117%	318	12
Zanesville	105	1,795	0	1,900	1,842	103%	58	0
Statewide	68,551	379,371	141,652	589,574	518,052	99%	71,522	2,019

Municipal Courts
Misdemeanor Terminations
2005

Court	Jury Trial	Court Trial	Guilty/No Contest to Original Charge Judge	Guilty/No Contest to Original Charge Magistrate	Guilty/No Contest to Reduced Charge	Dismissal: Lack of Speedy Trial	Other Dismissals	Violations Bureau	Transferred Out	Unavailability of Party	Bankruptcy Stay/Interlocutory	Other Terminations
Akron	12	15	9,033	2	2,233	15	1,755	175	190	5,830	1	1,285
Alliance	29	50	790	0	103	0	87	0	0	0	0	173
Ashland	27	35	1,065	0	43	0	202	209	0	89	0	0
Ashtabula	1	24	657	73	61	9	357	67	0	333	0	4
Athens	0	1	970	16	377	4	1,088	609	0	573	0	5
Auglaize County	6	10	515	2	78	7	141	149	0	84	0	3
Avon Lake	0	1	359	0	52	2	68	39	33	37	0	11
Barberton	4	27	1,852	0	171	5	379	208	119	439	0	0
Bedford	5	151	1,209	3	150	1	349	119	5	213	0	245
Bellefontaine	1	15	1,510	0	88	0	325	171	0	313	0	0
Bellevue	0	4	261	0	29	2	28	22	0	21	0	0
Berea	1	51	949	201	157	0	526	27	5	391	0	172
Bowling Green	3	2	993	488	381	0	1,071	697	0	160	0	0
Brown County	1	20	366	3	174	5	358	110	0	373	0	58
Bryan	0	5	1,053	0	65	1	159	109	0	237	0	5
Cambridge	0	118	916	48	109	0	580	84	0	240	0	272
Campbell	1	0	145	0	51	0	94	12	1	0	0	0
Canton	24	36	3,195	124	327	0	1,139	28	8	981	0	3
Celina	1	36	1,210	0	38	0	279	0	0	179	0	0
Champaign County	13	61	569	0	57	0	479	105	0	282	0	51
Chardon	2	11	592	0	85	3	391	153	0	193	0	0
Chillicothe	15	51	1,488	0	338	1	1,030	753	9	1,582	0	25
Circleville	0	140	728	2	151	0	316	135	0	267	0	11
Clark County	2	96	1,338	576	834	0	1,444	74	2	2,123	1	214
Clermont County	4	361	3,425	0	1,144	1	1,501	853	99	2,668	0	26
Cleveland	24	264	12,697	4,495	2,096	0	11,126	2,444	517	14,203	0	676
Cleveland Heights	8	254	913	435	41	1	338	317	0	600	0	0
Cleveland Housing	2	4	630	47	0	0	1,597	842	0	1,862	0	469
Clinton County	1	50	518	0	204	5	448	194	1	40	0	84
Columbiana County	3	17	884	0	150	0	132	85	21	148	0	4
Conneaut	1	5	294	0	39	0	109	47	0	77	0	1
Coshocton	3	17	417	0	39	11	55	94	1	95	0	20
Crawford County	4	25	933	0	84	9	199	135	0	156	0	0
Cuyahoga Falls	8	277	1,810	6	229	2	382	158	3	802	0	1,377
Darke County	1	397	739	0	0	1	218	2	0	58	0	0
Dayton	15	259	4,055	3,128	842	11	2,584	3,276	29	7,762	0	657
Defiance County	2	15	1,471	0	54	0	206	10	0	168	0	22
Delaware County	8	35	999	349	150	0	333	568	0	375	0	5
East Cleveland *	10	69	296	28	1	1	343	0	2	247	0	16
East Liverpool	6	1	689	0	70	98	32	113	0	43	1	0
Eaton	2	3	540	0	146	0	180	181	0	142	0	42
Elyria	2	23	2,003	195	389	0	565	300	42	1,301	0	23
Euclid	1	5	1,010	17	18	0	104	0	0	98	0	108
Fairborn	6	17	1,273	29	475	0	279	212	0	636	2	8

* December data not submitted; data shown is annualized based upon first eleven months

Municipal Courts
Misdemeanor Terminations
2005

Court	Jury Trial	Court Trial	Guilty/No Contest to Original Charge Judge	Guilty/No Contest to Original Charge Magistrate	Guilty/No Contest to Reduced Charge	Dismissal: Lack of Speedy Trial	Other Dismissals	Violations Bureau	Transferred Out	Unavailability of Party	Bankruptcy Stay/Interlocutory	Other Terminations
Fairfield	9	34	956	0	32	0	721	27	35	1,758	0	256
Fairfield County	7	15	1,357	0	384	0	445	197	0	665	0	0
Findlay	2	7	1,160	0	142	0	178	34	89	248	0	171
Fostoria	0	13	417	0	17	0	57	97	0	89	0	0
Franklin	0	16	527	0	37	1	348	56	0	278	0	286
Franklin County	50	62	9,448	0	5,177	2	8,766	718	1,883	13,062	0	4,679
Franklin Co. Enviro.	8	15	1,625	0	19	1	644	867	5	1,957	0	171
Fremont	0	2	719	0	54	0	153	203	0	91	0	19
Gallipolis	0	22	696	0	186	0	519	107	0	505	1	11
Garfield Heights	0	46	1,376	83	263	0	355	55	20	474	0	0
Girard	0	0	450	0	142	0	234	0	0	262	0	8
Hamilton	2	167	3,747	18	95	0	1,421	113	0	3,497	0	66
Hamilton County	22	1,377	17,185	1,036	3,241	5	10,593	1,653	157	20,338	0	825
Hardin County	1	19	493	1	45	1	97	199	0	69	0	12
Hillsboro	3	10	419	0	110	2	504	148	0	828	0	60
Hocking County	11	4	477	3	29	291	145	253	1	2	0	197
Huron	1	2	239	0	28	1	114	50	2	40	0	0
Ironton	0	7	334	0	18	9	255	10	0	122	0	0
Jackson County	2	117	906	0	59	0	399	283	0	791	0	5
Kettering	4	14	907	0	832	0	284	243	8	466	1	31
Lakewood	0	159	948	0	50	0	234	262	0	0	0	0
Lawrence County	5	56	312	1	12	1	351	24	3	229	1	1
Lebanon	1	12	625	0	45	0	275	35	0	178	0	7
Licking County	24	141	1,347	0	22	0	426	152	13	487	0	78
Lima	1	66	2,334	3	304	0	1,154	256	64	0	0	105
Lorain County	5	16	1,388	1	241	480	448	24	619	351	1	23
Lyndhurst	3	12	694	58	77	0	150	9	3	65	0	23
Madison County	3	31	404	0	87	0	208	44	0	106	0	8
Mansfield	0	34	1,709	829	153	0	1,535	367	35	1,394	0	497
Marietta	13	33	1,328	0	65	1	429	94	0	404	0	126
Marion County	4	18	2,719	0	174	0	320	180	0	519	0	2
Marysville	7	131	645	0	10	13	196	135	0	211	0	1
Mason	3	51	279	0	354	0	284	61	15	314	0	1
Massillon	2	6	935	418	317	0	168	132	93	168	0	3
Maumee	0	6	394	0	178	0	316	258	0	499	0	4
Medina	3	18	769	180	255	0	353	145	0	114	1	123
Mentor	5	5	865	0	105	0	502	137	6	218	1	32
Miami County	0	12	1,434	549	1,148	5	839	418	18	786	0	18
Miamisburg	0	5	1,157	66	522	0	650	65	0	826	0	0
Middletown	1	318	3,203	0	446	0	740	233	1	370	0	304
Morrow County	4	3	294	0	57	6	289	39	0	147	0	0
Mount Vernon	4	32	560	0	83	1	175	105	0	42	0	185
Napoleon	2	3	541	0	41	4	98	28	0	44	0	11
New Philadelphia	7	50	495	381	82	0	431	122	0	427	0	25
Newton Falls	0	102	313	1	72	0	200	45	1	57	0	1

Municipal Courts
Misdemeanor Terminations
2005

Court	Jury Trial	Court Trial	Guilty/No Contest to Original Charge Judge	Guilty/No Contest to Original Charge Magistrate	Guilty/No Contest to Reduced Charge	Dismissal: Lack of Speedy Trial	Other Dismissals	Violations Bureau	Transferred Out	Unavailability of Party	Bankruptcy Stay/Interlocutory	Other Terminations
Niles	0	12	729	0	63	0	459	0	0	428	0	63
Norwalk	7	34	1,800	0	55	0	13	450	0	947	0	270
Oakwood	1	7	70	0	12	0	48	27	0	14	0	0
Oberlin	2	5	553	0	196	0	438	193	1	275	0	2
Oregon	1	17	822	0	147	0	470	9	0	430	0	0
Ottawa County	2	21	670	0	127	4	540	376	0	183	0	70
Painesville	1	6	1,446	57	75	1	446	415	2	205	0	12
Parma	9	12	768	1,649	458	1	557	128	7	205	0	54
Perrysburg	1	4	634	0	27	0	353	130	1	465	0	0
Portage Co.-Kent	10	13	1,551	3	285	0	773	611	0	619	0	3
Portage Co.-Ravenna	17	15	1,347	20	513	2	1,152	197	14	1,115	8	7
Portsmouth	12	6	1,404	0	54	5	1,068	78	37	1,630	0	8
Rocky River	2	10	679	404	417	0	565	484	268	832	1	16
Sandusky	0	212	2,320	0	147	0	1,009	287	0	1,470	0	86
Shaker Heights	5	20	744	0	50	0	282	0	0	269	0	16
Shelby	2	0	224	0	178	0	31	44	0	35	0	0
Sidney	0	23	1,023	0	227	0	264	330	0	325	2	1
South Euclid	1	0	322	0	56	1	236	4	0	63	0	0
Steubenville	0	4	928	0	87	9	308	18	20	0	0	1
Struthers	1	2	230	1	167	50	66	2	0	65	0	38
Sylvania	1	0	559	0	364	0	640	35	0	1,168	0	1
Tiffin	5	14	989	0	30	4	125	254	0	130	0	2
Toledo	2	78	5,293	1,702	3,384	45	5,568	152	38	20,337	2	546
Toledo Housing	0	3	666	79	20	0	301	48	0	1,199	0	9
Upper Sandusky	1	31	482	0	17	0	115	97	0	73	0	0
Van Wert	4	11	360	3	49	7	110	98	0	2	0	6
Vandalia	1	25	1,292	0	811	0	550	63	0	1,140	0	0
Vermilion	1	3	365	0	49	7	127	41	0	139	0	32
Wadsworth	2	7	481	31	101	0	255	78	0	69	4	0
Warren	0	10	1,181	0	202	12	860	1	34	466	0	2
Washington CH	2	63	946	0	114	3	165	46	0	90	0	3
Wayne County	26	301	412	434	12	6	151	234	2	69	0	43
Willoughby	1	27	3,188	0	1	0	681	622	17	0	0	33
Xenia	2	29	1,622	0	199	0	517	634	0	814	0	37
Youngstown	1	15	798	110	528	2	461	22	23	948	0	101
Zanesville	0	69	1,492	0	41	3	135	97	0	0	0	5
Statewide	601	7,436	174,879	18,388	37,396	1,181	90,218	28,874	4,622	136,138	28	15,917

Municipal Courts
O.V.I. Overall Caseloads
2005

Court	Cases Pending January 1	New Filings	Reactivations and Transfers	Total Cases	Total Terminations	Clearance Rate	Cases Pending December 31	Cases Pending Beyond Time Guidelines
Akron	308	873	200	1,381	1,078	100%	303	0
Alliance	14	249	0	263	221	89%	42	0
Ashland	38	393	8	439	403	100%	36	0
Ashtabula	84	187	21	292	240	115%	52	11
Athens	108	656	45	809	684	98%	125	0
Auglaize County	101	367	25	493	410	105%	83	1
Avon Lake	45	279	7	331	294	103%	37	0
Barberton	94	672	104	870	780	101%	90	3
Bedford	201	291	24	516	405	129%	111	0
Bellefontaine	70	346	14	430	391	109%	39	0
Bellevue	1	57	0	58	52	91%	6	0
Berea	327	727	90	1,144	921	113%	223	0
Bowling Green	90	718	0	808	685	95%	123	0
Brown County	284	441	54	779	473	96%	306	74
Bryan	37	244	10	291	253	100%	38	0
Cambridge	76	409	17	502	434	102%	68	2
Campbell	46	71	0	117	88	124%	29	0
Canton	101	867	32	1,000	914	102%	86	0
Celina	83	422	4	509	432	101%	77	8
Champaign County	10	240	16	266	234	91%	32	0
Chardon	53	517	21	591	515	96%	76	4
Chillicothe	147	756	94	997	806	95%	191	0
Circleville	56	419	18	493	418	96%	75	0
Clark County	313	1,029	204	1,546	1,152	93%	394	1
Clermont County	298	1,634	165	2,097	1,806	100%	291	4
Cleveland	259	879	765	1,903	1,552	94%	351	3
Cleveland Heights	15	31	15	61	46	100%	15	5
Cleveland Housing	0	0	0	0	0	-	0	0
Clinton County	136	529	4	669	467	88%	202	0
Columbiana County	97	469	15	581	434	90%	147	14
Conneaut	6	72	3	81	76	101%	5	0
Coshocton	6	153	1	160	140	91%	20	0
Crawford County	46	338	4	388	350	102%	38	0
Cuyahoga Falls	155	1,048	59	1,262	1,106	100%	156	0
Darke County	13	232	25	270	225	88%	45	0
Dayton	109	300	34	443	310	93%	133	0
Defiance County	85	443	32	560	512	108%	48	0
Delaware County	113	668	23	804	703	102%	101	0
East Cleveland *	16	62	27	105	71	80%	34	0
East Liverpool	41	168	2	211	179	105%	32	13
Eaton	104	341	9	454	322	92%	132	12
Elyria	389	1,285	81	1,755	1,426	104%	329	0
Euclid	33	156	8	197	158	96%	39	0
Fairborn	177	749	53	979	750	94%	229	6
Fairfield	35	488	41	564	459	87%	105	1

* December data not submitted; data shown is annualized based upon first eleven months

Municipal Courts
O.V.I. Overall Caseloads
2005

Court	Cases Pending January 1	New Filings	Reactivations and Transfers	Total Cases	Total Terminations	Clearance Rate	Cases Pending December 31	Cases Pending Beyond Time Guidelines
Fairfield County	190	691	36	917	737	101%	180	2
Findlay	114	602	35	751	608	95%	143	0
Fostoria	26	147	20	193	166	99%	27	0
Franklin	54	423	190	667	613	100%	54	1
Franklin County *	1,586	5,777	2,755	10,118	8,820	103%	1,298	n/a
Franklin Co. Enviro.	0	6	3	9	6	67%	3	0
Fremont	24	275	9	308	278	98%	30	0
Gallipolis	35	233	75	343	302	98%	41	0
Garfield Heights	66	411	53	530	449	97%	81	0
Girard	55	256	23	334	302	108%	32	0
Hamilton	64	523	122	709	631	98%	78	1
Hamilton County	798	2,539	1,678	5,015	4,010	95%	1,005	0
Hardin County	27	149	11	187	165	103%	22	0
Hillsboro	71	220	34	325	285	112%	40	0
Hocking County	39	234	2	275	213	90%	62	5
Huron	21	134	0	155	141	105%	14	1
Ironton	15	163	0	178	151	93%	27	0
Jackson County	56	380	60	496	448	102%	48	0
Kettering	86	720	21	827	720	97%	107	0
Lakewood	99	247	0	346	229	93%	117	0
Lawrence County	17	261	8	286	260	97%	26	0
Lebanon	22	227	3	252	220	96%	32	0
Licking County	161	837	71	1,069	933	103%	136	0
Lima	350	977	26	1,353	1,124	112%	229	20
Lorain County	113	361	30	504	352	90%	152	22
Lyndhurst	48	312	31	391	337	98%	54	13
Madison County	45	224	15	284	243	102%	41	0
Mansfield	335	1,111	216	1,662	1,315	99%	347	0
Marietta	93	523	32	648	550	99%	98	1
Marion County	60	527	29	616	554	100%	62	2
Marysville	28	278	13	319	274	94%	45	0
Mason	52	356	23	431	375	99%	56	5
Massillon	78	869	11	958	879	100%	79	0
Maumee	65	412	26	503	402	92%	101	12
Medina	411	825	26	1,262	914	107%	348	25
Mentor	34	414	16	464	409	95%	55	0
Miami County	137	1,006	55	1,198	1,013	95%	185	5
Miamisburg	172	576	50	798	632	101%	166	0
Middletown	15	350	13	378	352	97%	26	0
Morrow County	132	374	5	511	406	107%	105	14
Mount Vernon	80	388	7	475	376	95%	99	5
Napoleon	29	187	0	216	195	104%	21	0
New Philadelphia	164	503	56	723	593	106%	130	18
Newton Falls	86	178	13	277	232	121%	45	0
Niles	37	197	30	264	227	100%	37	4

* Cases Pending Beyond Time Guidelines data not available

Municipal Courts
O.V.I. Overall Caseloads
2005

Court	Cases Pending January 1	New Filings	Reactivations and Transfers	Total Cases	Total Terminations	Clearance Rate	Cases Pending December 31	Cases Pending Beyond Time Guidelines
Norwalk	38	456	31	525	496	102%	29	0
Oakwood	24	13	0	37	24	185%	13	0
Oberlin	95	292	25	412	320	101%	92	1
Oregon	30	156	39	225	204	105%	21	0
Ottawa County	161	441	43	645	483	100%	162	3
Painesville	57	550	4	611	549	99%	62	1
Parma	153	814	20	987	791	95%	196	0
Perrysburg	279	794	67	1,140	806	94%	334	0
Portage Co.-Kent	241	670	56	967	668	92%	299	50
Portage Co.-Ravenna	403	967	152	1,522	1,232	110%	290	43
Portsmouth	102	650	111	863	720	95%	143	2
Rocky River	124	816	85	1,025	921	102%	104	0
Sandusky	189	522	97	808	611	99%	197	0
Shaker Heights	324	224	19	567	241	99%	326	0
Shelby	14	99	0	113	94	95%	19	2
Sidney	53	508	25	586	518	97%	68	0
South Euclid	21	78	10	109	88	100%	21	0
Steubenville	22	125	0	147	123	98%	24	0
Struthers	127	156	12	295	157	93%	138	65
Sylvania	234	738	173	1,145	996	109%	149	0
Tiffin	30	261	7	298	249	93%	49	4
Toledo	405	904	450	1,759	1,463	108%	296	0
Toledo Housing	0	0	0	0	0	-	0	0
Upper Sandusky	12	214	6	232	202	92%	30	0
Van Wert	9	211	0	220	183	87%	37	0
Vandalia	158	689	85	932	769	99%	163	0
Vermilion	52	218	26	296	252	103%	44	3
Wadsworth	116	243	10	369	279	110%	90	0
Warren	147	504	68	719	549	96%	170	5
Washington CH	31	229	8	268	230	97%	38	0
Wayne County	56	491	53	600	516	95%	84	0
Willoughby	99	714	3	816	719	100%	97	0
Xenia	95	438	43	576	467	97%	109	2
Youngstown	44	126	31	201	163	104%	38	1
Zanesville	21	181	0	202	196	108%	6	0
Statewide	14,976	62,170	10,065	87,211	72,095	100%	15,116	517

Municipal Courts
O.V.I. Terminations
2005

Court	Jury Trial	Court Trial	Guilty/No Contest to Original Charge Judge	Guilty/No Contest to Original Charge Magistrate	Guilty/No Contest to Reduced Charge	Dismissal: Lack of Speedy Trial	Other Dismissals	Transferred Out	Unavailability of Party	Bankruptcy Stay/Interlocutory Appeal	Other Terminations
Akron	0	0	306	120	419	1	22	8	128	0	32
Alliance	7	1	181	0	8	0	6	0	0	0	18
Ashland	7	0	333	0	40	0	10	0	13	0	0
Ashtabula	1	1	178	25	7	2	8	0	18	0	0
Athens	0	0	412	2	159	0	53	0	57	0	0
Auglaize County	5	0	310	0	35	6	12	0	18	0	2
Avon Lake	0	1	227	0	45	1	4	7	7	1	1
Barberton	5	0	578	0	47	1	6	52	52	1	0
Bedford	1	40	263	0	3	0	6	1	11	0	79
Bellefontaine	0	2	307	0	50	0	9	0	23	0	0
Bellevue	0	0	39	0	11	0	1	0	1	0	0
Berea	0	26	668	10	53	0	20	4	70	0	70
Bowling Green	3	0	442	69	133	0	18	0	18	2	0
Brown County	0	0	184	1	160	1	25	0	95	0	7
Bryan	0	1	195	0	30	0	11	0	13	0	2
Cambridge	0	62	240	74	15	0	12	0	23	0	8
Campbell	0	0	51	0	32	0	5	0	0	0	0
Canton	7	0	819	0	10	0	38	6	31	0	3
Celina	0	2	270	0	146	0	3	0	11	0	0
Champaign County	0	3	179	0	31	0	5	0	16	0	0
Chardon	1	0	418	0	53	2	17	0	24	0	0
Chillicothe	0	2	281	0	340	0	96	0	92	0	0
Circleville	3	50	270	0	48	1	32	0	14	0	1
Clark County	0	22	554	1	255	0	48	0	192	0	80
Clermont County	3	5	1,117	0	423	0	29	15	211	0	3
Cleveland	0	7	835	28	79	0	83	17	503	0	0
Cleveland Heights	0	0	31	0	0	0	0	0	13	0	2
Cleveland Housing	0	0	0	0	0	0	0	0	0	0	0
Clinton County	0	2	253	0	187	1	20	1	0	0	2
Columbiana County	0	0	333	0	60	0	12	13	13	1	0
Conneaut	0	0	68	0	3	0	2	0	3	0	0
Coshocton	4	0	131	0	1	0	2	0	2	0	0
Crawford County	0	1	274	0	27	2	15	0	32	0	1
Cuyahoga Falls	3	155	617	0	78	1	130	1	80	0	41
Darke County	0	143	73	0	0	0	8	0	3	0	0
Dayton	0	3	133	1	102	0	11	0	43	0	0
Defiance County	1	0	406	0	46	1	31	0	27	0	0
Delaware County	7	2	484	113	26	0	21	0	44	0	7
East Cleveland *	2	27	33	0	0	0	3	0	6	0	0
East Liverpool	1	0	139	0	19	14	6	0	0	0	0
Eaton	1	0	129	0	120	0	48	0	20	0	1
Elyria	1	4	900	0	317	0	49	7	113	0	35
Euclid	0	1	129	20	0	0	3	0	10	0	0
Fairborn	2	5	445	1	191	0	21	0	78	1	6

* December data not submitted; data shown is annualized based upon first eleven months

Municipal Courts
O.V.I. Terminations
2005

Court	Jury Trial	Court Trial	Guilty/No Contest to Original Charge Judge	Guilty/No Contest to Original Charge Magistrate	Guilty/No Contest to Reduced Charge	Dismissal: Lack of Speedy Trial	Other Dismissals	Transferred Out	Unavailability of Party	Bankruptcy Stay/Interlocutory Appeal	Other Terminations
Fairfield	1	0	34	0	2	0	9	3	71	0	6
Fairfield County	8	3	615	0	41	0	21	0	47	0	0
Findlay	0	1	514	0	33	0	11	7	18	0	23
Fostoria	0	0	113	0	29	0	7	0	17	0	0
Franklin	0	0	312	0	129	0	20	0	33	0	134
Franklin County	15	4	4,291	0	1,250	1	316	470	1,360	0	1,125
Franklin Co. Enviro.	0	0	4	0	0	0	0	0	3	0	0
Fremont	0	0	261	0	0	0	9	0	7	0	1
Gallipolis	1	0	146	0	60	0	23	0	66	7	0
Garfield Heights	0	1	374	0	24	0	7	2	38	0	0
Girard	0	0	203	0	57	0	19	0	24	0	0
Hamilton	0	6	431	2	6	0	10	0	154	0	17
Hamilton County	23	87	2,545	19	12	0	270	36	704	0	314
Hardin County	0	0	102	0	44	0	4	0	16	0	0
Hillsboro	0	0	148	0	69	1	18	0	50	0	0
Hocking County	2	0	156	0	34	4	5	0	1	0	11
Huron	1	0	89	0	42	0	7	0	2	0	0
Ironton	1	1	131	0	3	0	7	0	7	0	1
Jackson County	2	12	330	0	15	0	22	0	65	0	2
Kettering	0	0	438	0	245	0	8	0	24	0	8
Lakewood	2	3	207	0	15	0	3	0	0	0	0
Lawrence County	3	12	217	0	13	0	6	0	6	0	1
Lebanon	5	2	154	0	19	2	9	0	28	0	1
Licking County	16	39	684	0	35	0	77	1	79	0	2
Lima	0	6	895	0	80	0	104	17	0	0	22
Lorain County	2	3	210	0	67	0	7	21	42	0	2
Lyndhurst	2	2	292	4	14	0	3	1	10	0	3
Madison County	0	1	145	0	68	0	20	0	5	0	4
Mansfield	0	15	978	1	65	0	38	8	206	0	9
Marietta	3	2	407	0	18	0	77	0	38	0	5
Marion County	3	3	489	0	30	0	9	0	22	0	0
Marysville	4	28	221	0	7	0	4	0	9	0	0
Mason	3	11	195	0	92	0	21	7	45	0	1
Massillon	4	4	665	86	80	0	7	20	12	0	1
Maumee	3	2	297	0	60	0	10	0	29	0	1
Medina	5	3	851	3	0	1	21	0	28	0	4
Mentor	1	1	256	0	125	0	11	2	12	0	1
Miami County	0	1	526	1	381	0	39	2	60	0	3
Miamisburg	0	0	327	0	230	0	18	0	56	0	1
Middletown	0	13	240	0	84	0	3	0	6	0	6
Morrow County	1	0	265	0	38	0	45	37	77	0	0
Mount Vernon	1	3	293	0	37	1	10	0	1	0	30
Napoleon	2	0	145	0	37	0	5	0	6	0	0
New Philadelphia	5	7	332	125	18	0	28	0	74	0	2
Newton Falls	0	8	136	0	56	1	17	0	9	0	5

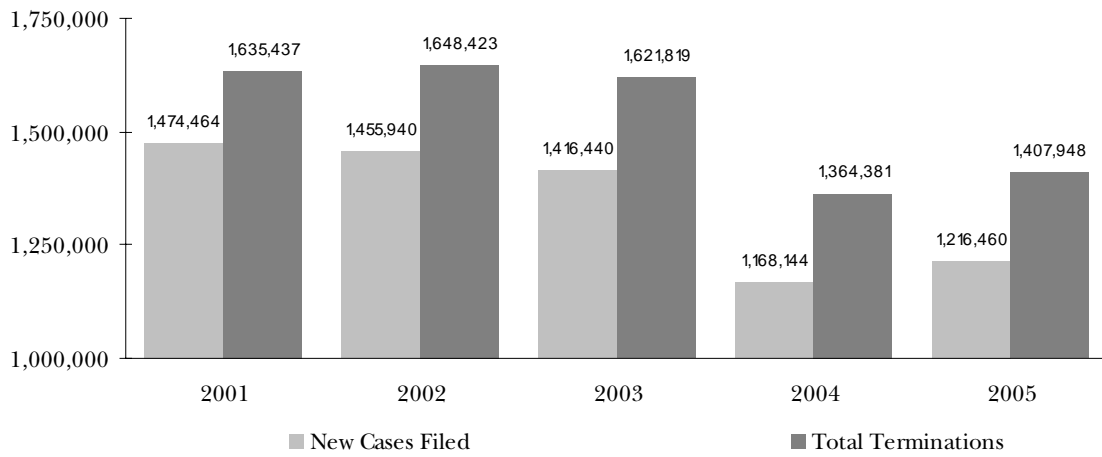
Municipal Courts
O.V.I. Terminations
2005

Court	Jury Trial	Court Trial	Guilty/No Contest to Original Charge Judge	Guilty/No Contest to Original Charge Magistrate	Guilty/No Contest to Reduced Charge	Dismissal: Lack of Speedy Trial	Other Dismissals	Transferred Out	Unavailability of Party	Bankruptcy Stay/Interlocutory Appeal	Other Terminations
Niles	0	0	115	0	12	0	12	0	31	0	56
Norwalk	0	0	400	0	34	0	5	0	35	0	22
Oakwood	0	5	18	0	2	0	2	0	6	0	0
Oberlin	0	0	234	0	31	0	20	1	34	0	0
Oregon	0	1	119	0	25	0	24	0	35	0	0
Ottawa County	9	4	333	0	73	0	36	0	25	0	1
Painesville	1	0	488	0	39	0	11	1	9	0	0
Parma	0	1	610	34	72	4	19	2	29	0	2
Perrysburg	0	0	712	0	19	0	13	0	64	0	0
Portage Co.-Kent	2	0	456	0	129	0	26	0	51	2	1
Portage Co.-Ravenna	5	6	756	0	280	0	41	3	135	6	0
Portsmouth	0	0	438	0	102	1	44	4	131	0	0
Rocky River	2	1	729	70	28	0	10	23	58	0	0
Sandusky	0	31	354	0	87	0	23	0	111	0	3
Shaker Heights	1	8	210	0	0	0	3	0	19	0	0
Shelby	0	0	32	0	56	0	4	0	1	0	1
Sidney	0	0	358	0	130	0	10	0	20	0	0
South Euclid	1	0	69	0	10	0	4	0	3	0	1
Steubenville	0	0	109	0	7	1	6	0	0	0	0
Struthers	0	0	82	0	51	7	4	0	13	0	0
Sylvania	4	0	600	0	207	0	18	0	167	0	0
Tiffin	0	1	130	0	68	1	41	0	7	0	1
Toledo	0	4	550	58	196	0	86	0	416	0	68
Toledo Housing	0	0	0	0	0	0	0	0	0	0	0
Upper Sandusky	0	2	171	0	19	0	6	1	3	0	0
Van Wert	3	0	136	0	31	3	9	0	0	0	1
Vandalia	0	1	557	0	87	0	16	0	108	0	0
Vermilion	0	0	117	0	104	2	4	0	24	0	3
Wadsworth	6	2	245	4	3	0	9	0	9	0	1
Warren	0	0	425	0	31	0	15	10	68	0	0
Washington CH	0	3	166	0	46	0	5	0	9	0	1
Wayne County	5	64	269	144	4	1	20	0	9	0	1
Willoughby	3	4	690	0	6	0	9	4	0	0	3
Xenia	0	0	325	0	84	0	11	0	43	0	4
Youngstown	0	0	57	0	48	0	11	0	40	0	7
Zanesville	0	10	186	0	5	0	0	0	0	0	0
Statewide	226	1,000	46,145	1,016	9,699	65	2,923	815	7,408	21	2,324

**Municipal Courts
O.V.I. Cases
2001 - 2005**



**Municipal Courts
Other Traffic Cases
2001 - 2005**



Municipal Courts
Other Traffic Overall Caseloads
2005

Court	Cases Pending January 1	New Filings	Reactivations and Transfers	Total Cases	Total Terminations	Clearance Rate	Cases Pending December 31	Cases Pending Beyond Time Guidelines
Akron	9,637	24,829	2,822	37,288	27,517	100%	9,771	0
Alliance	122	4,429	0	4,551	4,442	100%	109	0
Ashland	221	10,500	398	11,119	10,779	99%	340	0
Ashtabula	357	4,346	372	5,075	4,641	98%	434	30
Athens	254	5,637	313	6,204	5,951	100%	253	0
Auglaize County	259	5,954	90	6,303	6,050	100%	253	2
Avon Lake	119	1,103	19	1,241	1,110	99%	131	2
Barberton	325	10,160	820	11,305	10,870	99%	435	31
Bedford	1,171	7,902	1,166	10,239	9,135	101%	1,104	0
Bellefontaine	215	5,283	204	5,702	5,497	100%	205	0
Bellevue	15	1,383	13	1,411	1,401	100%	10	0
Berea	747	4,992	751	6,490	5,935	103%	555	0
Bowling Green	366	10,495	5	10,866	10,351	99%	515	0
Brown County	595	7,476	548	8,619	7,943	99%	676	84
Bryan	291	7,161	877	8,329	8,148	101%	181	1
Cambridge	418	9,507	44	9,969	9,660	101%	309	1
Campbell	311	1,854	4	2,169	1,861	100%	308	0
Canton	549	14,089	436	15,074	14,306	98%	768	0
Celina	75	3,260	48	3,383	3,264	99%	119	3
Champaign County	56	2,865	78	2,999	2,904	99%	95	0
Chardon	249	10,197	512	10,958	10,684	100%	274	4
Chillicothe	768	8,333	637	9,738	8,561	95%	1,177	0
Circleville	440	7,615	344	8,399	7,601	96%	798	0
Clark County	501	12,150	1,095	13,746	13,086	99%	660	0
Clermont County	608	21,813	5,297	27,718	26,912	99%	806	19
Cleveland	6,976	84,349	51,081	142,406	135,086	100%	7,320	20
Cleveland Heights	1,063	21,404	2,198	24,665	23,634	100%	1,031	28
Cleveland Housing	0	0	0	0	0	-	0	0
Clinton County	657	9,922	23	10,602	9,453	95%	1,149	0
Columbiana County	277	7,302	423	8,002	7,595	98%	407	5
Conneaut	49	1,706	104	1,859	1,829	101%	30	0
Coshocton	41	1,684	37	1,762	1,718	100%	44	0
Crawford County	181	5,440	19	5,640	5,473	100%	167	0
Cuyahoga Falls	1,358	18,185	653	20,196	18,316	97%	1,880	0
Darke County	138	3,704	13	3,855	3,742	101%	113	3
Dayton	793	21,553	5,632	27,978	26,368	97%	1,610	0
Defiance County	133	4,910	532	5,575	5,475	101%	100	0
Delaware County	594	14,893	842	16,329	15,693	100%	636	0
East Cleveland *	580	1,396	1,181	3,157	2,110	82%	1,047	0
East Liverpool	166	2,640	18	2,824	2,589	97%	235	100
Eaton	431	6,612	569	7,612	7,029	98%	583	19
Elyria	683	10,110	535	11,328	10,465	98%	863	0
Euclid	390	4,269	321	4,980	4,851	106%	129	0
Fairborn	393	11,435	744	12,572	11,986	98%	586	4
Fairfield	111	4,707	280	5,098	4,878	98%	220	0

* December data not submitted; data shown is annualized based upon first eleven months

Municipal Courts
Other Traffic Overall Caseloads
2005

Court	Cases Pending January 1	New Filings	Reactivations and Transfers	Total Cases	Total Terminations	Clearance Rate	Cases Pending December 31	Cases Pending Beyond Time Guidelines
Fairfield County	603	12,023	867	13,493	12,875	100%	618	0
Findlay	354	10,747	299	11,400	10,916	99%	484	0
Fostoria	77	1,735	88	1,900	1,813	99%	87	1
Franklin	169	4,204	799	5,172	4,994	100%	178	8
Franklin County *	6,285	122,173	37,687	166,145	161,060	101%	5,085	n/a
Franklin Co. Enviro.	132	2,001	406	2,539	2,452	102%	87	0
Fremont	122	4,218	197	4,537	4,423	100%	114	2
Gallipolis	424	4,279	890	5,593	5,179	100%	414	0
Garfield Heights	378	7,240	1,471	9,089	8,699	100%	390	0
Girard	296	3,646	395	4,337	4,105	102%	232	0
Hamilton	466	10,429	2,506	13,401	12,904	100%	497	8
Hamilton County	21,184	93,696	26,184	141,064	115,505	96%	25,559	0
Hardin County	53	2,602	111	2,766	2,660	98%	106	0
Hillsboro	251	2,966	121	3,338	3,256	105%	82	0
Hocking County	552	2,403	4	2,959	2,468	103%	491	136
Huron	112	2,825	3	2,940	2,822	100%	118	3
Ironton	242	3,220	9	3,471	3,195	99%	276	0
Jackson County	267	5,863	725	6,855	6,574	100%	281	0
Kettering	384	15,660	684	16,728	16,326	100%	402	0
Lakewood	610	5,696	0	6,306	5,396	95%	910	0
Lawrence County	126	3,360	293	3,779	3,614	99%	165	2
Lebanon	180	4,264	16	4,460	4,240	99%	220	0
Licking County	402	13,357	854	14,613	13,923	98%	690	0
Lima	1,177	11,165	233	12,575	11,623	102%	952	88
Lorain County	518	8,498	212	9,228	7,654	88%	1,574	295
Lyndhurst	114	14,520	787	15,421	15,258	100%	163	18
Madison County	341	11,405	668	12,414	11,881	98%	533	0
Mansfield	795	11,353	1,228	13,376	12,495	99%	881	0
Marietta	265	5,417	399	6,081	5,787	100%	294	5
Marion County	413	8,476	421	9,310	8,828	99%	482	2
Marysville	197	6,926	369	7,492	7,224	99%	268	0
Mason	115	5,740	80	5,935	5,734	99%	201	0
Massillon	229	8,627	186	9,042	8,722	99%	320	0
Maumee	690	9,700	721	11,111	10,335	99%	776	15
Medina	563	10,578	391	11,532	10,861	99%	671	18
Mentor	187	6,953	342	7,482	7,273	100%	209	2
Miami County	527	12,833	642	14,002	13,301	99%	701	13
Miamisburg	541	6,738	1,024	8,303	7,744	100%	559	0
Middletown	368	6,932	695	7,995	7,613	100%	382	5
Morrow County	198	6,215	436	6,849	6,651	100%	198	26
Mount Vernon	207	5,617	22	5,846	5,592	99%	254	4
Napoleon	132	3,695	0	3,827	3,621	98%	206	0
New Philadelphia	400	5,841	387	6,628	6,335	102%	293	16
Newton Falls	812	6,908	385	8,105	7,508	103%	597	0
Niles	216	1,519	309	2,044	1,881	103%	163	15

* Cases Pending Beyond Time Guidelines data not available

Municipal Courts
Other Traffic Overall Caseloads
2005

Court	Cases Pending January 1	New Filings	Reactivations and Transfers	Total Cases	Total Terminations	Clearance Rate	Cases Pending December 31	Cases Pending Beyond Time Guidelines
Norwalk	234	8,781	326	9,341	9,080	100%	261	0
Oakwood	788	1,384	0	2,172	675	49%	1,497	0
Oberlin	451	5,967	385	6,803	6,445	101%	358	1
Oregon	170	3,308	530	4,008	3,890	101%	118	0
Ottawa County	303	4,186	259	4,748	4,545	102%	203	1
Painesville	205	6,994	241	7,440	7,201	100%	239	1
Parma	1,990	6,646	103	8,739	6,582	98%	2,157	0
Perrysburg	1,201	8,459	180	9,840	8,013	93%	1,827	0
Portage Co.-Kent	335	6,190	612	7,137	6,735	99%	402	10
Portage Co.-Ravenna	894	16,499	1,042	18,435	17,456	100%	979	15
Portsmouth	302	8,375	1,333	10,010	9,551	98%	459	2
Rocky River	911	28,489	2,546	31,946	30,987	100%	959	2
Sandusky	491	5,378	384	6,253	5,747	100%	506	0
Shaker Heights	3,529	10,272	1,065	14,866	11,498	101%	3,368	0
Shelby	53	1,056	0	1,109	1,072	102%	37	5
Sidney	241	6,114	336	6,691	6,361	99%	330	0
South Euclid	214	3,132	265	3,611	3,328	98%	283	0
Steubenville	292	1,543	1	1,836	1,478	96%	358	0
Struthers	616	3,475	201	4,292	3,572	97%	720	276
Sylvania	156	7,443	1,297	8,896	8,479	97%	417	0
Tiffin	107	3,968	185	4,260	4,145	100%	115	3
Toledo	4,294	31,382	19,017	54,693	50,272	100%	4,421	0
Toledo Housing	0	0	0	0	0	-	0	0
Upper Sandusky	187	6,567	263	7,017	6,830	100%	187	1
Van Wert	222	7,205	0	7,427	7,159	99%	268	0
Vandalia	504	12,138	1,763	14,405	13,757	99%	648	0
Vermilion	127	3,123	565	3,815	3,661	99%	154	12
Wadsworth	309	5,226	215	5,750	5,498	101%	252	0
Warren	600	8,199	1,441	10,240	9,743	101%	497	8
Washington CH	113	3,274	243	3,630	3,502	100%	128	0
Wayne County	255	10,134	96	10,485	10,084	99%	401	0
Willoughby	1,128	10,493	45	11,666	10,568	100%	1,098	0
Xenia	463	11,657	1,836	13,956	13,415	99%	541	7
Youngstown	460	4,023	858	5,341	4,847	99%	494	15
Zanesville	10	1,563	0	1,573	1,553	99%	20	0
Statewide	98,512	1,216,460	204,277	1,519,249	1,407,948	99%	111,301	1,681

Municipal Courts
Other Traffic Terminations
2005

Court	Jury Trial	Court Trial	Guilty/No Contest to Original Charge Judge	Guilty/No Contest to Original Charge Magistrate	Guilty/No Contest to Reduced Charge	Dismissal: Lack of Speedy Trial	Other Dismissals	Violations Bureau	Transferred Out	Unavailability of Party	Bankruptcy Stay/Interlocutory Appeal	Other Terminations
Akron	0	13	3,374	5,809	1,351	5	1,232	13,553	37	1,057	0	462
Alliance	1	63	1,092	0	89	0	169	2,924	0	11	0	93
Ashland	3	64	2,531	0	23	0	62	7,539	0	557	0	0
Ashtabula	0	16	821	394	12	7	286	2,617	0	445	0	43
Athens	0	1	816	1	223	1	161	4,321	0	422	0	6
Auglaize County	2	35	525	2	157	16	65	4,790	0	406	0	6
Avon Lake	0	5	458	0	162	1	64	349	12	48	0	9
Barberton	5	62	3,987	0	100	2	173	5,539	58	832	0	1
Bedford	3	312	2,458	1,233	88	2	245	3,493	9	727	0	564
Bellefontaine	0	26	929	0	15	2	41	4,257	0	228	0	0
Bellevue	0	1	314	0	19	7	12	1,027	0	20	0	1
Berea	0	159	1,563	357	52	0	489	2,415	0	738	0	162
Bowling Green	1	3	528	995	377	0	313	7,835	0	127	0	168
Brown County	0	11	452	10	149	8	92	6,347	0	858	0	14
Bryan	1	13	641	0	87	1	47	6,274	0	989	0	95
Cambridge	0	176	522	336	71	0	74	6,045	0	2,395	0	41
Campbell	2	0	671	0	220	1	60	907	0	0	0	0
Canton	4	87	3,762	4,918	125	0	608	4,381	3	400	0	3
Celina	0	10	1,583	0	19	0	27	1,570	0	55	0	0
Champaign County	0	49	745	0	20	0	152	1,825	0	106	0	7
Chardon	0	241	1,590	1	133	4	187	7,988	0	453	0	87
Chillicothe	0	80	793	0	352	0	585	6,157	0	597	0	0
Circleville	1	142	976	0	56	0	178	5,688	0	551	0	1
Clark County	0	109	906	3,024	475	0	507	5,769	1	2,176	0	119
Clermont County	0	106	3,669	1	619	0	386	16,442	28	5,653	0	6
Cleveland	0	698	28,258	20,537	6,304	0	22,032	20,321	247	31,148	0	5,541
Cleveland Heights	6	786	1,888	2,030	4	1	182	15,727	0	3,010	0	0
Cleveland Housing	0	0	0	0	0	0	0	0	0	0	0	0
Clinton County	0	61	794	1	279	3	233	7,650	1	305	0	124
Columbiana County	0	14	1,108	0	86	0	72	5,793	8	505	0	5
Conneaut	0	3	378	0	58	0	42	1,230	0	118	0	0
Coshocton	0	10	279	0	0	86	18	1,274	0	51	0	1
Crawford County	1	31	664	0	105	0	109	4,232	1	319	0	2
Cuyahoga Falls	1	510	3,926	248	346	1	514	11,847	3	807	0	113
Darke County	0	185	1,090	0	1	1	25	2,304	0	147	0	0
Dayton	2	71	2,425	6,956	1,565	4	952	7,207	1	6,726	0	220
Defiance County	1	17	1,138	0	47	0	77	3,612	0	580	0	3
Delaware County	2	165	661	1,103	37	0	775	12,041	0	888	0	25
East Cleveland *	3	83	755	45	2	1	111	176	2	943	0	5
East Liverpool	18	1	678	0	40	49	25	1,775	0	3	0	0
Eaton	0	4	506	0	224	0	139	5,454	0	699	0	3
Elyria	0	66	1,842	692	542	1	228	6,306	15	761	0	10
Euclid	1	33	2,073	199	15	0	45	1,858	0	407	0	245
Fairborn	1	49	1,460	1,010	232	0	106	8,217	0	907	0	4

* December data not submitted; data shown is annualized based upon first eleven months

Municipal Courts
Other Traffic Terminations
2005

Court	Jury Trial	Court Trial	Guilty/No Contest to Original Charge Judge	Guilty/No Contest to Original Charge Magistrate	Guilty/No Contest to Reduced Charge	Dismissal: Lack of Speedy Trial	Other Dismissals	Violations Bureau	Transferred Out	Unavailability of Party	Bankruptcy Stay/Interlocutory Appeal	Other Terminations
Fairfield	6	40	1,325	0	4	1	122	2,525	3	351	0	40
Fairfield County	0	31	1,735	0	236	0	188	9,672	0	1,017	0	3
Findlay	0	25	1,147	0	64	0	89	3,659	29	276	0	5,621
Fostoria	0	19	403	1	18	0	25	1,234	1	110	0	2
Franklin	0	17	1,100	1	70	0	83	3,150	0	421	0	114
Franklin County	10	311	11,885	18,638	7,553	6	9,676	72,087	2,081	37,535	0	1,238
Franklin Co. Enviro.	3	1	557	2	36	4	118	1,351	0	396	0	36
Fremont	0	5	707	0	0	1	135	3,342	0	228	0	5
Gallipolis	0	17	502	0	502	5	204	2,936	0	986	0	25
Garfield Heights	0	234	2,643	1,008	425	1	171	2,466	11	1,739	0	1
Girard	0	0	666	0	327	0	472	2,101	0	539	0	8
Hamilton	0	120	2,946	2,277	30	0	234	4,351	0	2,905	0	66
Hamilton County	0	852	11,466	10,353	1,198	6	6,122	52,956	77	31,795	0	680
Hardin County	0	27	393	0	38	0	35	2,048	0	119	0	0
Hillsboro	0	3	578	0	72	2	158	2,148	0	211	0	82
Hocking County	2	0	573	0	102	51	24	1,548	0	0	0	165
Huron	0	22	356	0	49	0	27	2,135	0	233	0	0
Ironton	2	4	292	946	0	2	203	1,615	0	131	0	0
Jackson County	0	73	942	1	39	0	75	4,666	0	777	0	0
Kettering	0	112	2,094	0	1,252	0	126	11,465	2	710	1	580
Lakewood	0	221	1,348	0	158	0	165	3,245	0	0	0	260
Lawrence County	4	59	378	291	2	1	68	2,441	0	343	0	1
Lebanon	0	20	708	0	103	0	88	2,932	0	386	0	0
Licking County	2	217	1,839	0	12	0	266	10,147	5	1,435	0	2
Lima	0	62	1,765	612	104	0	1,016	7,942	47	0	0	76
Lorain County	39	61	3,116	4	333	115	237	3,085	205	444	2	6
Lyndhurst	0	90	3,953	341	75	1	107	9,866	1	780	0	44
Madison County	0	186	746	0	210	0	90	9,707	0	939	0	3
Mansfield	0	24	1,034	776	92	0	457	8,786	9	1,292	0	26
Marietta	0	63	920	0	7	0	86	3,821	0	409	0	481
Marion County	1	12	2,072	0	148	0	203	5,858	0	531	0	1
Marysville	0	151	498	0	20	0	316	5,821	0	416	0	2
Mason	0	82	855	0	173	1	85	4,206	8	323	0	1
Massillon	0	12	391	1,142	259	0	75	6,653	36	152	2	0
Maumee	0	8	1,253	0	405	0	153	7,530	0	778	0	208
Medina	0	109	754	1,193	219	0	156	8,043	0	382	1	4
Mentor	0	14	1,291	0	83	0	545	4,964	0	364	0	11
Miami County	0	20	1,068	1,148	700	6	405	9,084	8	823	1	38
Miamisburg	0	0	1,243	673	751	0	399	3,526	0	1,103	0	49
Middletown	0	112	2,386	0	408	0	647	3,285	1	752	0	5
Morrow County	0	19	416	0	143	0	91	5,482	0	540	0	0
Mount Vernon	1	80	645	0	15	0	111	4,278	0	16	0	446
Napoleon	1	15	562	0	99	2	211	2,660	0	62	8	1
New Philadelphia	0	50	463	622	1	0	63	4,659	0	429	0	45
Newton Falls	1	51	2,805	0	221	0	109	4,264	0	56	0	1

Municipal Courts
Other Traffic Terminations
2005

Court	Jury Trial	Court Trial	Guilty/No Contest to Original Charge Judge	Guilty/No Contest to Original Charge Magistrate	Guilty/No Contest to Reduced Charge	Dismissal: Lack of Speedy Trial	Other Dismissals	Violations Bureau	Transferred Out	Unavailability of Party	Bankruptcy Stay/Interlocutory Appeal	Other Terminations
Niles	0	1	537	0	105	0	91	855	0	279	0	14
Norwalk	0	17	1,052	0	233	2	24	7,318	0	369	0	63
Oakwood	0	25	725	0	42	6	94	878	0	69	0	1
Oberlin	1	24	1,146	0	403	1	226	4,118	0	530	0	0
Oregon	0	11	1,727	0	192	0	167	1,323	0	470	0	0
Ottawa County	4	65	751	0	63	0	128	3,202	0	300	0	31
Painesville	0	9	1,378	321	15	0	332	4,920	0	222	0	5
Parma	0	28	751	1,767	393	1	254	2,545	1	200	0	98
Perrysburg	1	72	1,238	0	122	0	117	5,765	0	674	0	34
Portage Co.-Kent	0	3	654	500	457	0	206	4,346	0	565	1	1
Portage Co.-Ravenna	5	11	980	796	976	5	462	13,228	5	986	2	1
Portsmouth	0	1	2,007	0	31	1	341	5,528	12	1,623	0	7
Rocky River	0	43	1,418	3,117	1,801	0	705	21,080	168	2,648	0	7
Sandusky	0	130	1,912	0	90	0	264	2,878	0	463	0	10
Shaker Heights	0	38	4,920	8	9	2	290	4,989	1	1,235	0	6
Shelby	0	0	155	0	120	0	14	752	0	30	0	0
Sidney	0	37	944	0	252	0	93	4,626	0	407	1	1
South Euclid	1	9	1,360	0	180	0	98	1,395	0	283	0	0
Steubenville	0	9	663	0	38	7	52	706	1	0	0	4
Struthers	1	8	742	0	447	32	52	1,948	0	340	0	0
Sylvania	2	4	1,161	0	651	0	328	5,034	0	1,299	0	0
Tiffin	0	41	759	0	48	2	27	3,023	9	234	0	1
Toledo	0	23	6,514	6,890	2,638	25	2,732	10,350	7	21,064	0	322
Toledo Housing	0	0	0	0	0	0	0	0	0	0	0	0
Upper Sandusky	0	51	647	0	9	0	25	5,740	0	354	0	4
Van Wert	11	13	619	5	67	9	101	6,107	0	0	0	226
Vandalia	0	39	3,636	0	629	0	278	7,073	0	2,107	0	0
Vermilion	1	12	1,370	0	196	16	36	1,422	0	599	0	10
Wadsworth	0	76	818	49	130	0	108	3,961	0	268	0	82
Warren	0	9	2,960	0	191	4	645	4,469	27	1,438	0	0
Washington CH	0	46	580	0	90	0	32	2,483	0	264	0	5
Wayne County	12	273	493	811	10	5	110	8,176	0	143	0	53
Willoughby	0	45	3,588	0	0	0	439	6,418	3	21	0	54
Xenia	1	36	2,902	0	125	0	977	8,239	0	1,122	0	13
Youngstown	1	19	1,145	1,107	432	3	367	643	61	1,018	0	54
Zanesville	0	28	600	0	72	1	11	838	0	0	0	3
Statewide	172	9,478	213,300	105,302	42,894	531	66,562	743,192	3,245	203,033	19	19,676

Municipal Courts
Personal Injury and Property Damage Overall Caseloads
2005

Court	Cases Pending January 1	New Filings	Reactivations and Transfers	Total Cases	Total Terminations	Clearance Rate	Cases Pending December 31	Cases Pending Beyond Time Guidelines
Akron	153	370	49	572	444	106%	128	0
Alliance	11	35	2	48	37	100%	11	0
Ashland	14	25	0	39	31	124%	8	0
Ashtabula	10	44	5	59	41	84%	18	0
Athens	18	27	3	48	34	113%	14	0
Auglaize County	8	19	0	27	21	111%	6	0
Avon Lake	18	15	0	33	27	180%	6	0
Barberton	32	88	1	121	83	93%	38	1
Bedford	30	78	10	118	82	93%	36	0
Bellefontaine	16	37	0	53	45	122%	8	0
Bellevue	2	8	0	10	10	125%	0	0
Berea	62	53	10	125	89	141%	36	0
Bowling Green	15	51	3	69	45	83%	24	0
Brown County	13	30	0	43	24	80%	19	1
Bryan	7	34	2	43	32	89%	11	0
Cambridge	11	35	0	46	30	86%	16	1
Campbell	7	7	1	15	10	125%	5	0
Canton	102	237	4	343	271	112%	72	0
Celina	12	21	1	34	24	109%	10	0
Champaign County	14	22	0	36	27	123%	9	0
Chardon	22	48	1	71	50	102%	21	0
Chillicothe	45	95	7	147	95	93%	52	0
Circleville	18	33	1	52	39	115%	13	0
Clark County	100	234	6	340	232	97%	108	0
Clermont County	50	84	0	134	93	111%	41	0
Cleveland	779	800	316	1,895	1,174	105%	721	9
Cleveland Heights	42	56	0	98	77	138%	21	0
Cleveland Housing	0	0	0	0	0	-	0	0
Clinton County	20	50	0	70	52	104%	18	0
Columbiana County	16	33	2	51	40	114%	11	0
Conneaut	4	5	0	9	7	140%	2	0
Coshocton	3	36	0	39	36	100%	3	0
Crawford County	3	41	0	44	31	76%	13	0
Cuyahoga Falls	208	140	11	359	292	193%	67	0
Darke County	12	22	2	36	25	104%	11	0
Dayton	1,116	370	9	1,495	353	93%	1,142	0
Defiance County	9	32	0	41	35	109%	6	0
Delaware County	31	85	1	117	98	114%	19	0
East Cleveland *	0	0	0	0	0	-	0	0
East Liverpool	8	17	0	25	18	106%	7	0
Eaton	10	28	0	38	26	93%	12	0
Elyria	141	254	3	398	261	102%	137	0
Euclid	22	51	0	73	55	108%	18	0
Fairborn	26	78	1	105	75	95%	30	0
Fairfield	33	31	2	66	42	127%	24	0

* December data not submitted; data shown is annualized based upon first eleven months

Municipal Courts
Personal Injury and Property Damage Overall Caseloads
2005

Court	Cases Pending January 1	New Filings	Reactivations and Transfers	Total Cases	Total Terminations	Clearance Rate	Cases Pending December 31	Cases Pending Beyond Time Guidelines
Fairfield County	52	127	0	179	143	113%	36	0
Findlay	4	2	0	6	4	200%	2	0
Fostoria	6	25	0	31	22	88%	9	0
Franklin	7	23	3	33	23	88%	10	0
Franklin County *	1,126	1,967	93	3,186	2,061	100%	1,125	n/a
Franklin Co. Enviro.	0	0	0	0	0	-	0	0
Fremont	5	32	1	38	30	91%	8	0
Gallipolis	8	39	1	48	35	88%	13	0
Garfield Heights	29	70	6	105	82	108%	23	0
Girard	23	36	3	62	46	118%	16	1
Hamilton	102	140	1	243	170	121%	73	5
Hamilton County	1,792	1,479	115	3,386	1,445	91%	1,941	0
Hardin County	3	21	0	24	12	57%	12	0
Hillsboro	0	0	0	0	0	-	0	0
Hocking County	3	16	0	19	17	106%	2	0
Huron	2	1	0	3	3	300%	0	0
Ironton	6	29	0	35	25	86%	10	0
Jackson County	12	25	0	37	27	108%	10	0
Kettering	33	60	1	94	77	126%	17	0
Lakewood	41	31	0	72	33	106%	39	0
Lawrence County	12	25	3	40	33	118%	7	0
Lebanon	13	25	0	38	28	112%	10	2
Licking County	49	112	7	168	129	108%	39	0
Lima	67	144	7	218	158	105%	60	0
Lorain County	66	83	10	159	105	113%	54	0
Lyndhurst	21	44	2	67	46	100%	21	0
Madison County	11	32	1	44	31	94%	13	0
Mansfield	68	99	3	170	114	112%	56	0
Marietta	0	0	0	0	0	-	0	0
Marion County	32	74	5	111	84	106%	27	1
Marysville	19	26	2	47	42	150%	5	0
Mason	11	44	11	66	44	80%	22	0
Massillon	54	121	2	177	136	111%	41	0
Maumee	11	38	2	51	29	73%	22	0
Medina	38	58	0	96	68	117%	28	0
Mentor	11	39	2	52	29	71%	23	0
Miami County	38	98	33	169	133	102%	36	1
Miamisburg	48	84	6	138	98	109%	40	0
Middletown	58	107	7	172	130	114%	42	0
Morrow County	15	19	0	34	17	89%	17	0
Mount Vernon	14	28	0	42	26	93%	16	0
Napoleon	8	17	0	25	14	82%	11	0
New Philadelphia	22	44	2	68	48	104%	20	0
Newton Falls	13	16	1	30	21	124%	9	0
Niles	23	22	1	46	38	165%	8	1

* Cases Pending Beyond Time Guidelines data not available

Municipal Courts
Personal Injury and Property Damage Overall Caseloads
2005

Court	Cases Pending January 1	New Filings	Reactivations and Transfers	Total Cases	Total Terminations	Clearance Rate	Cases Pending December 31	Cases Pending Beyond Time Guidelines
Norwalk	7	26	2	35	31	111%	4	0
Oakwood	0	0	0	0	0	-	0	0
Oberlin	5	11	0	16	14	127%	2	0
Oregon	4	3	0	7	6	200%	1	0
Ottawa County	7	11	2	20	13	100%	7	0
Painesville	37	70	1	108	86	121%	22	0
Parma	52	109	2	163	150	135%	13	0
Perrysburg	40	46	2	88	40	83%	48	0
Portage Co.-Kent	10	16	5	31	21	100%	10	0
Portage Co.-Ravenna	40	47	7	94	85	157%	9	0
Portsmouth	64	82	30	176	132	118%	44	1
Rocky River	24	45	4	73	58	118%	15	0
Sandusky	33	53	3	89	64	114%	25	0
Shaker Heights	31	53	17	101	67	96%	34	0
Shelby	0	0	0	0	0	-	0	0
Sidney	9	29	0	38	29	100%	9	0
South Euclid	10	17	0	27	20	118%	7	0
Steubenville	1	0	0	1	0	-	1	0
Struthers	6	10	1	17	10	91%	7	2
Sylvania	23	104	2	129	96	91%	33	0
Tiffin	11	25	2	38	21	78%	17	0
Toledo	714	897	207	1,818	1,263	114%	555	0
Toledo Housing	257	2	72	331	317	428%	14	0
Upper Sandusky	2	9	0	11	10	111%	1	0
Van Wert	5	7	0	12	8	114%	4	0
Vandalia	25	76	2	103	73	94%	30	0
Vermilion	5	5	2	12	9	129%	3	0
Wadsworth	7	23	1	31	25	104%	6	0
Warren	78	102	13	193	136	118%	57	2
Washington CH	14	33	0	47	35	106%	12	0
Wayne County	135	40	0	175	165	413%	10	0
Willoughby	32	59	3	94	75	121%	19	0
Xenia	22	47	0	69	58	123%	11	0
Youngstown	208	105	13	326	258	219%	68	0
Zanesville	20	43	0	63	52	121%	11	0
Statewide	9,187	11,586	1,177	21,950	13,896	109%	8,054	123

Municipal Courts
Personal Injury and Property Damage Terminations
2005

Court	Jury Trial	Court Trial	Default Hearing by Judge	Default Hearing by Magistrate	Dismissal: Want of Prosecution	Other Dismissals	Transferred Out	Private Judge	Unavailability of Party	Bankruptcy Stay/Interlocutory Appeal	Other Terminations
Akron	2	13	276	0	22	100	11	0	0	8	11
Alliance	2	1	20	0	1	13	0	0	0	0	0
Ashland	0	1	17	0	1	10	0	0	0	1	1
Ashtabula	0	0	25	0	0	14	1	0	0	1	0
Athens	0	1	21	0	3	8	0	0	0	0	2
Auglaize County	1	1	12	0	0	4	0	0	0	0	1
Avon Lake	1	0	16	0	0	10	0	0	0	0	0
Barberton	0	1	53	0	2	26	1	0	0	0	0
Bedford	1	0	45	0	7	21	2	0	0	3	3
Bellefontaine	0	0	38	0	0	7	0	0	0	0	0
Bellevue	0	0	9	0	0	1	0	0	0	0	0
Berea	0	0	36	0	2	28	0	0	0	0	23
Bowling Green	0	0	28	1	0	15	1	0	0	0	0
Brown County	0	2	18	0	0	4	0	0	0	0	0
Bryan	0	3	12	0	4	11	0	0	0	1	1
Cambridge	0	1	17	0	0	12	0	0	0	0	0
Campbell	0	2	4	0	0	2	2	0	0	0	0
Canton	1	1	180	7	11	59	5	0	0	3	8
Celina	0	4	13	0	0	5	0	0	1	1	0
Champaign County	0	1	10	0	0	10	0	0	0	0	6
Chardon	0	2	19	0	2	22	1	0	0	0	4
Chillicothe	0	2	50	2	0	22	2	0	1	2	13
Circleville	0	7	25	0	0	7	0	0	0	0	0
Clark County	0	11	175	0	1	34	0	0	0	1	10
Clermont County	1	3	66	0	2	20	1	0	0	0	0
Cleveland	5	9	10	552	78	264	11	0	0	48	197
Cleveland Heights	0	4	28	9	2	34	0	0	0	0	0
Cleveland Housing	0	0	0	0	0	0	0	0	0	0	0
Clinton County	1	6	31	0	0	12	0	0	0	1	1
Columbiana County	0	0	29	0	2	6	0	0	0	0	3
Conneaut	0	0	6	0	0	0	1	0	0	0	0
Coshocton	0	0	33	0	0	2	0	0	0	0	1
Crawford County	0	0	30	0	0	1	0	0	0	0	0
Cuyahoga Falls	1	17	85	3	12	32	0	1	1	0	140
Darke County	0	0	21	0	0	4	0	0	0	2	0
Dayton	1	3	239	1	14	62	4	0	0	6	33
Defiance County	0	4	18	0	1	11	0	0	0	1	0
Delaware County	0	0	56	0	7	29	3	0	0	0	4
East Cleveland *	0	0	0	0	0	0	0	0	0	0	0
East Liverpool	1	1	13	0	0	2	0	0	0	0	1
Eaton	0	0	21	0	0	4	0	0	0	1	0
Elyria	0	0	0	122	0	85	0	0	0	17	37
Euclid	0	0	38	2	2	15	0	0	0	0	0
Fairborn	0	0	38	0	3	25	1	0	0	0	8

* December data not submitted; data shown is annualized based upon first eleven months

Municipal Courts
Personal Injury and Property Damage Terminations
2005

Court	Jury Trial	Court Trial	Default Hearing by Judge	Default Hearing by Magistrate	Dismissal: Want of Prosecution	Other Dismissals	Transferred Out	Private Judge	Unavailability of Party	Bankruptcy Stay/Interlocutory Appeal	Other Terminations
Fairfield	1	0	3	30	0	4	0	0	0	0	4
Fairfield County	0	5	105	0	0	31	0	0	0	2	0
Findlay	0	0	0	0	0	4	0	0	0	0	0
Fostoria	1	0	13	0	0	7	0	0	0	1	0
Franklin	0	0	2	13	0	2	0	0	0	0	6
Franklin County	3	30	1,247	22	0	476	4	0	0	27	252
Franklin Co. Enviro.	0	0	0	0	0	0	0	0	0	0	1
Fremont	0	0	21	0	1	5	0	0	0	0	3
Gallipolis	0	0	24	0	0	11	0	0	0	0	0
Garfield Heights	0	0	46	0	2	31	0	0	0	3	0
Girard	0	1	29	0	0	13	0	0	0	0	2
Hamilton	0	0	127	0	7	31	0	0	0	0	5
Hamilton County	1	21	1,311	0	78	0	20	0	0	4	8
Hardin County	0	1	9	0	0	1	0	0	0	1	0
Hillsboro	0	0	0	0	0	0	0	0	0	0	0
Hocking County	0	0	13	0	1	3	0	0	0	0	0
Huron	0	0	3	0	0	0	0	0	0	0	0
Ironton	0	0	20	2	0	3	0	0	0	0	0
Jackson County	0	0	21	0	0	5	0	0	0	0	1
Kettering	0	0	50	0	0	24	2	0	0	1	1
Lakewood	0	3	17	1	3	9	0	0	0	0	0
Lawrence County	0	1	21	0	0	9	1	0	0	1	0
Lebanon	0	0	18	0	7	2	0	0	0	0	1
Licking County	0	0	99	0	6	15	0	0	0	2	7
Lima	0	1	89	0	1	48	3	0	1	5	11
Lorain County	1	3	70	5	0	23	0	0	0	1	1
Lyndhurst	1	0	26	0	0	15	0	0	0	0	4
Madison County	0	0	24	0	0	7	0	0	0	0	0
Mansfield	0	2	1	59	1	26	0	0	4	1	20
Marietta	0	0	0	0	0	0	0	0	0	0	0
Marion County	0	1	58	0	0	20	1	0	0	1	2
Marysville	0	3	23	0	2	14	0	0	0	0	0
Mason	0	2	17	0	12	2	0	0	0	0	0
Massillon	0	2	87	0	0	44	2	0	0	0	1
Maumee	0	0	12	0	3	11	1	0	0	2	0
Medina	0	0	33	2	1	27	1	0	0	1	3
Mentor	0	1	12	0	0	15	1	0	0	0	0
Miami County	0	4	64	2	0	23	2	0	0	7	31
Miamisburg	0	0	71	0	8	15	0	0	0	1	3
Middletown	0	11	0	84	10	24	0	0	0	1	0
Morrow County	0	0	1	10	0	6	0	0	0	0	0
Mount Vernon	0	0	19	0	0	7	0	0	0	0	0
Napoleon	0	2	9	0	0	3	0	0	0	0	0
New Philadelphia	0	4	0	35	0	7	0	0	0	2	0
Newton Falls	1	3	13	0	0	3	0	0	1	0	0

Municipal Courts
Personal Injury and Property Damage Terminations
2005

Court	Jury Trial	Court Trial	Default Hearing by Judge	Default Hearing by Magistrate	Dismissal: Want of Prosecution	Other Dismissals	Transferred Out	Private Judge	Unavailability of Party	Bankruptcy Stay/Interlocutory Appeal	Other Terminations
Niles	1	2	22	0	0	0	0	0	0	0	13
Norwalk	0	0	21	0	2	8	0	0	0	0	0
Oakwood	0	0	0	0	0	0	0	0	0	0	0
Oberlin	0	0	10	0	0	4	0	0	0	0	0
Oregon	0	0	1	0	0	5	0	0	0	0	0
Ottawa County	0	1	4	0	0	8	0	0	0	0	0
Painesville	1	2	42	1	4	27	2	0	0	5	2
Parma	1	2	49	28	0	57	3	0	0	3	9
Perrysburg	0	0	11	1	16	12	0	0	1	0	0
Portage Co.-Kent	0	4	9	1	1	4	0	0	0	0	2
Portage Co.-Ravenna	0	0	43	0	6	31	1	0	0	2	2
Portsmouth	0	27	39	4	7	12	2	0	37	0	4
Rocky River	1	1	25	0	5	24	2	0	0	0	0
Sandusky	1	7	39	0	2	12	1	0	1	0	0
Shaker Heights	0	0	39	0	0	23	0	0	0	4	1
Shelby	0	0	0	0	0	0	0	0	0	0	0
Sidney	0	0	17	0	0	10	1	0	0	1	0
South Euclid	0	0	9	0	0	11	0	0	0	0	0
Steubenville	0	0	0	0	0	0	0	0	0	0	0
Struthers	0	0	4	0	0	5	0	0	0	1	0
Sylvania	0	2	49	0	0	45	0	0	0	0	0
Tiffin	0	0	12	0	0	8	0	0	0	0	1
Toledo	1	12	541	1	56	442	23	0	1	18	155
Toledo Housing	0	9	144	0	11	139	0	0	0	6	28
Upper Sandusky	0	0	9	0	0	0	0	1	0	0	0
Van Wert	0	1	3	0	0	4	0	0	0	0	0
Vandalia	0	0	3	53	1	14	0	0	0	2	0
Vermilion	0	0	2	0	1	6	0	0	0	0	0
Wadsworth	0	1	11	0	0	10	1	0	0	0	2
Warren	1	8	66	3	6	47	1	0	0	3	1
Washington CH	0	5	24	0	0	6	0	0	0	0	0
Wayne County	0	0	3	0	0	20	0	0	0	1	141
Willoughby	1	4	29	0	31	9	1	0	0	0	0
Xenia	0	4	32	0	3	15	1	0	0	0	3
Youngstown	0	2	74	12	9	28	2	0	0	2	131
Zanesville	0	1	39	0	0	12	0	0	0	0	0
Statewide	35	297	7,134	1,068	483	3,137	126	2	49	209	1,370

Municipal Courts
Contracts Overall Caseloads
2005

Court	Cases Pending January 1	New Filings	Reactivations and Transfers	Total Cases	Total Terminations	Clearance Rate	Cases Pending December 31	Cases Pending Beyond Time Guidelines
Akron	1,766	8,114	393	10,273	8,012	94%	2,261	0
Alliance	279	1,284	8	1,571	1,287	100%	284	0
Ashland	258	774	29	1,061	825	103%	236	0
Ashtabula	238	664	8	910	677	101%	233	0
Athens	184	609	8	801	533	86%	268	0
Auglaize County	268	865	6	1,139	903	104%	236	1
Avon Lake	159	299	1	459	330	110%	129	0
Barberton	306	1,139	4	1,449	1,072	94%	377	37
Bedford	750	2,326	95	3,171	2,379	98%	792	0
Bellefontaine	165	825	0	990	846	103%	144	0
Bellevue	42	221	1	264	189	85%	75	0
Berea	909	1,416	88	2,413	1,761	117%	652	0
Bowling Green	236	990	6	1,232	906	91%	326	0
Brown County	24	95	1	120	82	85%	38	8
Bryan	243	1,183	29	1,455	1,202	99%	253	0
Cambridge	187	712	3	902	715	100%	187	10
Campbell	52	90	1	143	102	112%	41	0
Canton	1,370	5,290	12	6,672	5,222	98%	1,450	0
Celina	88	495	4	587	429	86%	158	1
Champaign County	169	536	0	705	563	105%	142	0
Chardon	205	907	20	1,132	881	95%	251	5
Chillicothe	436	1,278	13	1,727	1,280	99%	447	0
Circleville	275	725	24	1,024	795	106%	229	0
Clark County	258	2,817	17	3,092	2,713	96%	379	0
Clermont County	706	2,048	12	2,766	2,018	98%	748	9
Cleveland	7,455	10,521	744	18,720	9,276	82%	9,444	36
Cleveland Heights	170	551	1	722	602	109%	120	4
Cleveland Housing	1	0	4	5	5	125%	0	0
Clinton County	240	712	2	954	713	100%	241	0
Columbiana County	361	1,860	10	2,231	1,592	85%	639	2
Conneaut	39	171	0	210	161	94%	49	2
Coshocton	77	290	5	372	323	109%	49	0
Crawford County	148	736	1	885	709	96%	176	0
Cuyahoga Falls	1,401	2,635	11	4,047	3,202	121%	845	0
Darke County	172	718	7	897	693	96%	204	4
Dayton	1,564	7,715	78	9,357	7,492	96%	1,865	0
Defiance County	166	777	0	943	761	98%	182	0
Delaware County	454	1,550	40	2,044	1,639	103%	405	0
East Cleveland *	98	379	4	481	408	107%	73	0
East Liverpool	94	461	2	557	409	88%	148	5
Eaton	132	392	0	524	367	94%	157	5
Elyria	917	1,580	16	2,513	1,745	109%	768	0
Euclid	509	1,389	18	1,916	1,386	99%	530	0
Fairborn	231	816	18	1,065	826	99%	239	0
Fairfield	520	921	10	1,451	1,037	111%	414	8

* December data not submitted; data shown is annualized based upon first eleven months

Municipal Courts
Contracts Overall Caseloads
2005

Court	Cases Pending January 1	New Filings	Reactivations and Transfers	Total Cases	Total Terminations	Clearance Rate	Cases Pending December 31	Cases Pending Beyond Time Guidelines
Fairfield County	429	1,838	9	2,276	1,836	99%	440	2
Findlay	411	1,360	23	1,794	1,314	95%	480	0
Fostoria	108	389	2	499	392	100%	107	0
Franklin	126	436	68	630	501	99%	129	4
Franklin County *	8,385	22,588	303	31,276	20,419	89%	10,857	n/a
Franklin Co. Enviro.	0	0	0	0	0	-	0	0
Fremont	107	687	13	807	691	99%	116	0
Gallipolis	699	2,052	15	2,766	2,330	113%	436	0
Garfield Heights	492	1,702	27	2,221	1,598	92%	623	0
Girard	255	608	6	869	686	112%	183	2
Hamilton	717	2,054	6	2,777	1,881	91%	896	88
Hamilton County	1,284	14,626	369	16,279	14,895	99%	1,384	0
Hardin County	114	547	0	661	530	97%	131	1
Hillsboro	193	577	16	786	595	100%	191	0
Hocking County	154	472	0	626	492	104%	134	0
Huron	0	2	0	2	1	50%	1	0
Ironton	98	337	0	435	315	93%	120	0
Jackson County	0	5	0	5	3	60%	2	0
Kettering	353	1,182	23	1,558	1,150	95%	408	8
Lakewood	304	782	0	1,086	709	91%	377	0
Lawrence County	164	525	20	709	505	93%	204	0
Lebanon	60	57	0	117	93	163%	24	10
Licking County	499	2,120	11	2,630	2,025	95%	605	2
Lima	1,032	3,814	37	4,883	4,034	105%	849	17
Lorain County	746	1,491	61	2,298	1,688	109%	610	68
Lyndhurst	182	643	27	852	630	94%	222	0
Madison County	218	637	3	858	646	101%	212	0
Mansfield	172	546	23	741	566	99%	175	0
Marietta	184	683	2	869	673	98%	196	3
Marion County	129	567	7	703	592	103%	111	0
Marysville	233	682	39	954	746	103%	208	0
Mason	140	527	63	730	581	98%	149	5
Massillon	600	2,818	16	3,434	2,735	97%	699	15
Maumee	169	869	2	1,040	863	99%	177	3
Medina	134	554	3	691	545	98%	146	1
Mentor	283	977	12	1,272	915	93%	357	0
Miami County	461	1,463	515	2,439	1,939	98%	500	21
Miamisburg	92	181	7	280	209	111%	71	0
Middletown	558	1,340	52	1,950	1,481	106%	469	3
Morrow County	169	417	0	586	367	88%	219	0
Mount Vernon	123	488	4	615	464	94%	151	0
Napoleon	161	591	0	752	582	98%	170	0
New Philadelphia	313	776	128	1,217	970	107%	247	4
Newton Falls	73	121	1	195	156	128%	39	0
Niles	228	600	8	836	630	104%	206	6

* Cases Pending Beyond Time Guidelines data not available

Municipal Courts
Contracts Overall Caseloads
2005

Court	Cases Pending January 1	New Filings	Reactivations and Transfers	Total Cases	Total Terminations	Clearance Rate	Cases Pending December 31	Cases Pending Beyond Time Guidelines
Norwalk	213	1,217	23	1,453	1,184	95%	269	0
Oakwood	3	15	0	18	10	67%	8	0
Oberlin	124	552	4	680	553	99%	127	1
Oregon	94	330	8	432	344	102%	88	0
Ottawa County	221	744	53	1,018	759	95%	259	2
Painesville	358	1,376	59	1,793	1,369	95%	424	0
Parma	164	2,125	4	2,293	1,906	90%	387	0
Perrysburg	615	1,171	15	1,801	1,098	93%	703	0
Portage Co.-Kent	160	602	42	804	602	93%	202	10
Portage Co.-Ravenna	561	1,805	87	2,453	1,896	100%	557	8
Portsmouth	497	1,361	360	2,218	1,780	103%	438	11
Rocky River	369	1,194	21	1,584	1,135	93%	449	3
Sandusky	357	1,720	15	2,092	1,666	96%	426	7
Shaker Heights	137	913	5	1,055	874	95%	181	0
Shelby	126	302	1	429	325	107%	104	4
Sidney	191	1,013	2	1,206	1,015	100%	191	0
South Euclid	114	397	8	519	376	93%	143	1
Steubenville	1	0	0	1	0	-	1	0
Struthers	244	511	16	771	532	101%	239	80
Sylvania	178	944	50	1,172	862	87%	310	0
Tiffin	163	800	12	975	736	91%	239	6
Toledo	4,215	12,880	812	17,907	13,820	101%	4,087	5
Toledo Housing	20	1	6	27	23	329%	4	0
Upper Sandusky	46	202	1	249	211	104%	38	0
Van Wert	128	357	0	485	338	95%	147	7
Vandalia	277	762	5	1,044	772	101%	272	0
Vermilion	70	253	3	326	251	98%	75	1
Wadsworth	50	248	2	300	232	93%	68	0
Warren	575	1,786	69	2,430	1,772	96%	658	40
Washington CH	137	430	4	571	439	101%	132	0
Wayne County	929	1,468	1	2,398	1,942	132%	456	0
Willoughby	406	1,309	23	1,738	1,294	97%	444	0
Xenia	259	1,074	22	1,355	1,031	94%	324	0
Youngstown	1,546	2,749	517	4,812	3,568	109%	1,244	48
Zanesville	30	20	0	50	38	190%	12	0
Statewide	59,252	188,238	5,925	253,415	188,794	97%	64,621	3,035

Municipal Courts
Contracts Terminations
2005

Court	Jury Trial	Court Trial	Default Hearing by Judge	Default Hearing by Magistrate	Dismissal: Want of Prosecution	Other Dismissals	Transferred Out	Private Judge	Unavailability of Party	Bankruptcy Stay/Interlocutory Appeal	Other Terminations
Akron	1	51	5,692	2	469	1,265	79	0	3	288	150
Alliance	0	35	978	0	42	185	6	0	0	24	17
Ashland	0	6	613	0	40	140	0	0	0	22	4
Ashtabula	0	1	489	0	0	140	1	0	0	42	4
Athens	0	5	285	1	43	107	1	1	0	30	62
Auglaize County	2	2	690	0	0	139	0	0	0	3	31
Avon Lake	0	6	161	0	0	146	1	0	1	1	14
Barberton	0	20	729	0	5	277	12	0	0	24	6
Bedford	8	1	1,783	0	53	427	3	0	0	54	50
Bellefontaine	0	0	670	0	22	124	0	0	0	24	0
Bellevue	0	0	155	0	5	28	0	0	0	1	0
Berea	0	0	982	0	28	402	1	0	0	0	348
Bowling Green	0	0	702	1	17	155	0	0	0	31	0
Brown County	0	6	65	0	0	10	0	0	0	1	0
Bryan	0	2	911	0	34	224	1	0	0	21	9
Cambridge	0	7	508	0	0	181	0	0	2	12	5
Campbell	1	7	53	0	0	28	2	0	0	11	0
Canton	1	53	3,973	11	255	750	17	0	0	29	150
Celina	0	17	308	0	7	84	0	0	1	11	0
Champaign County	0	0	373	0	35	98	1	0	0	18	38
Chardon	0	10	463	0	42	198	4	0	0	24	139
Chillicothe	1	4	922	10	0	154	8	1	2	41	131
Circleville	2	23	482	2	0	250	0	0	3	28	5
Clark County	0	62	2,103	6	81	358	0	0	1	54	48
Clermont County	0	33	1,386	7	91	500	1	0	0	0	0
Cleveland	0	20	22	5,684	1,166	1,291	23	0	0	254	816
Cleveland Heights	0	11	321	42	38	190	0	0	0	0	0
Cleveland Housing	0	0	0	0	1	2	0	0	0	0	2
Clinton County	1	20	501	0	14	170	0	0	0	6	0
Columbiana County	0	7	1,164	0	57	297	3	0	0	13	43
Conneaut	0	3	108	0	3	43	0	0	0	4	0
Coshocton	0	2	218	0	8	63	0	0	1	10	21
Crawford County	1	5	690	0	0	0	0	0	0	12	0
Cuyahoga Falls	4	120	1,749	9	211	366	2	0	2	31	708
Darke County	0	20	540	0	0	105	0	0	0	26	5
Dayton	0	29	5,492	7	354	1,005	29	0	0	143	520
Defiance County	2	65	495	1	26	147	9	0	1	14	0
Delaware County	1	2	1,129	47	100	296	8	0	0	20	36
East Cleveland *	0	0	302	0	0	97	0	0	0	8	1
East Liverpool	3	6	309	0	14	65	0	0	0	0	6
Eaton	0	1	241	0	0	105	1	0	0	17	2
Elyria	0	0	1	979	54	447	0	0	0	108	155
Euclid	1	2	1,080	9	10	270	1	0	0	18	0
Fairborn	0	0	509	0	61	194	0	0	0	33	38

* December data not submitted; data shown is annualized based upon first eleven months

Municipal Courts
Contracts Terminations
2005

Court	Jury Trial	Court Trial	Default Hearing by Judge	Default Hearing by Magistrate	Dismissal: Want of Prosecution	Other Dismissals	Transferred Out	Private Judge	Unavailability of Party	Bankruptcy Stay/Interlocutory Appeal	Other Terminations
Fairfield	4	4	30	705	88	135	2	3	2	15	49
Fairfield County	0	107	1,262	1	0	388	3	0	0	69	6
Findlay	0	10	836	0	25	379	6	0	1	28	29
Fostoria	0	1	298	0	14	50	0	0	0	16	13
Franklin	1	0	65	281	0	97	0	0	0	1	56
Franklin County	8	84	14,113	276	0	3,783	25	4	1	781	1,343
Franklin Co. Enviro.	0	0	0	0	0	0	0	0	0	0	0
Fremont	0	1	516	0	21	105	0	0	0	14	34
Gallipolis	0	7	1,773	2	103	404	1	0	5	31	4
Garfield Heights	1	100	1,014	6	89	285	7	1	3	60	33
Girard	1	4	430	5	19	168	1	0	0	26	33
Hamilton	0	0	1,435	0	123	300	0	0	0	0	23
Hamilton County	0	45	13,304	0	1,446	0	59	0	0	69	17
Hardin County	0	18	407	0	13	66	0	0	3	23	0
Hillsboro	0	0	415	0	20	132	1	0	1	26	0
Hocking County	11	0	363	0	6	111	0	0	0	0	1
Huron	0	0	0	0	0	1	0	0	0	0	0
Ironton	0	6	231	3	3	68	0	0	0	4	0
Jackson County	0	0	2	0	0	0	1	0	0	0	0
Kettering	0	2	830	0	52	219	9	0	0	36	12
Lakewood	0	74	456	0	28	134	2	0	0	14	1
Lawrence County	0	11	369	0	0	97	3	0	0	23	1
Lebanon	0	0	64	1	22	0	0	0	0	4	2
Licking County	0	5	1,425	0	97	313	2	0	0	58	125
Lima	0	8	2,968	38	70	668	4	0	2	144	141
Lorain County	22	93	1,053	51	0	435	0	0	0	24	6
Lyndhurst	0	0	445	0	4	156	0	0	0	6	19
Madison County	0	14	431	1	0	182	1	0	0	17	0
Mansfield	0	1	1	385	8	74	1	0	18	1	77
Marietta	1	4	1	0	15	135	0	0	0	3	514
Marion County	0	3	433	0	0	114	0	0	0	27	15
Marysville	0	18	515	0	49	132	0	0	0	27	4
Mason	0	1	320	0	163	29	4	0	0	1	0
Massillon	0	1	2,154	1	66	438	3	0	0	72	0
Maumee	0	1	611	0	23	191	1	0	0	18	18
Medina	0	0	351	31	30	109	1	0	0	21	1
Mentor	0	17	534	0	0	302	2	0	0	24	36
Miami County	0	29	963	12	0	404	3	4	0	169	355
Miamisburg	0	0	152	1	23	31	0	0	0	2	0
Middletown	0	94	0	975	186	171	5	0	11	35	3
Morrow County	0	0	0	282	0	84	0	0	0	0	0
Mount Vernon	0	1	348	1	14	79	1	0	0	19	1
Napoleon	0	0	460	0	83	12	1	0	3	7	16
New Philadelphia	2	25	31	498	0	255	1	0	3	130	25
Newton Falls	0	8	113	0	17	16	0	0	0	2	0

Municipal Courts
Contracts Terminations
2005

Court	Jury Trial	Court Trial	Default Hearing by Judge	Default Hearing by Magistrate	Dismissal: Want of Prosecution	Other Dismissals	Transferred Out	Private Judge	Unavailability of Party	Bankruptcy Stay/Interlocutory Appeal	Other Terminations
Niles	0	8	463	0	1	0	2	0	0	36	120
Norwalk	0	17	894	0	36	187	2	0	1	46	1
Oakwood	0	5	3	0	0	0	1	0	0	0	1
Oberlin	0	2	374	0	19	152	1	0	0	2	1
Oregon	0	1	251	0	0	77	0	0	11	6	0
Ottawa County	5	13	451	0	25	245	0	0	5	4	11
Painesville	0	21	802	12	58	339	5	0	1	58	72
Parma	1	5	884	304	9	594	1	0	11	33	82
Perrysburg	0	1	762	1	265	39	3	0	1	8	19
Portage Co.-Kent	1	19	319	3	35	146	2	0	1	35	38
Portage Co.-Ravenna	1	22	1,244	1	60	441	6	0	4	89	19
Portsmouth	0	84	959	31	49	148	4	1	393	35	76
Rocky River	0	11	685	0	78	322	17	0	0	22	0
Sandusky	0	52	1,345	0	42	177	4	0	4	25	8
Shaker Heights	0	1	612	0	10	206	0	0	3	32	8
Shelby	1	0	266	0	0	51	0	0	0	0	7
Sidney	0	9	777	0	0	189	2	0	0	30	8
South Euclid	1	5	234	0	0	114	0	0	0	14	8
Steubenville	0	0	0	0	0	0	0	0	0	0	0
Struthers	2	13	354	0	0	133	2	0	2	12	12
Sylvania	0	13	595	0	0	251	0	0	1	2	0
Tiffin	0	6	549	0	5	120	1	1	1	10	43
Toledo	0	29	9,903	0	383	2,579	17	0	5	187	624
Toledo Housing	0	2	8	0	0	7	0	0	0	0	13
Upper Sandusky	0	0	159	0	26	3	0	1	0	6	16
Van Wert	0	3	218	0	0	117	0	0	0	0	0
Vandalia	0	0	24	456	45	204	0	0	0	42	1
Vermilion	0	5	145	0	7	57	0	0	0	12	28
Wadsworth	0	3	148	0	0	55	0	0	0	9	17
Warren	0	50	1,222	6	81	350	1	1	0	59	2
Washington CH	0	15	370	0	0	35	3	0	0	16	0
Wayne County	0	10	260	16	4	384	0	1	6	98	1,153
Willoughby	0	13	482	0	454	91	1	0	0	44	207
Xenia	0	8	725	0	25	226	0	0	0	29	18
Youngstown	0	3	2,179	85	331	829	5	0	1	36	100
Zanesville	0	0	33	0	0	5	0	0	0	0	0
Statewide	92	1,910	120,568	11,289	8,354	31,648	444	19	521	4,595	9,290

Municipal Courts
F.E.D. Overall Caseloads
2005

Court	Cases Pending January 1	New Filings	Reactivations and Transfers	Total Cases	Total Terminations	Clearance Rate	Cases Pending December 31	Cases Pending Beyond Time Guidelines
Akron	1,557	4,298	89	5,944	4,159	95%	1,785	0
Alliance	90	256	4	350	241	93%	109	0
Ashland	84	137	1	222	146	106%	76	0
Ashtabula	49	242	1	292	232	95%	60	0
Athens	42	123	3	168	135	107%	33	0
Auglaize County	97	165	1	263	205	123%	58	0
Avon Lake	19	110	0	129	110	100%	19	0
Barberton	302	643	1	946	687	107%	259	17
Bedford	157	1,781	12	1,950	1,869	104%	81	0
Bellefontaine	157	301	0	458	273	91%	185	1
Bellevue	6	59	0	65	60	102%	5	0
Berea	239	566	1	806	605	107%	201	0
Bowling Green	80	271	3	354	281	103%	73	0
Brown County	18	171	1	190	179	104%	11	1
Bryan	71	126	1	198	157	124%	41	0
Cambridge	17	123	1	141	124	100%	17	0
Campbell	7	124	0	131	125	101%	6	0
Canton	661	2,154	2	2,817	1,918	89%	899	0
Celina	10	112	0	122	118	105%	4	0
Champaign County	22	222	0	244	222	100%	22	0
Chardon	26	165	2	193	173	104%	20	0
Chillicothe	239	372	3	614	290	77%	324	0
Circleville	36	357	9	402	343	94%	59	0
Clark County	1,383	1,343	3	2,729	800	59%	1,929	0
Clermont County	201	2,124	7	2,332	1,987	93%	345	0
Cleveland	0	0	0	0	0	-	0	0
Cleveland Heights	171	355	1	527	383	108%	144	5
Cleveland Housing	1,729	11,300	57	13,086	11,697	103%	1,389	5
Clinton County	76	319	1	396	277	87%	119	0
Columbiana County	42	235	2	279	230	97%	49	0
Conneaut	5	92	0	97	86	93%	11	0
Coshocton	12	163	1	176	147	90%	29	0
Crawford County	21	262	3	286	228	86%	58	0
Cuyahoga Falls	858	773	7	1,638	1,189	152%	449	0
Darke County	12	156	1	169	157	100%	12	1
Dayton	2,263	3,288	1	5,552	3,310	101%	2,242	0
Defiance County	26	134	0	160	132	99%	28	0
Delaware County	124	599	5	728	599	99%	129	0
East Cleveland *	32	1,126	3	1,161	881	78%	280	0
East Liverpool	4	78	0	82	73	94%	9	0
Eaton	50	140	0	190	143	102%	47	1
Elyria	354	1,038	37	1,429	1,079	100%	350	0
Euclid	221	1,067	4	1,292	1,011	94%	281	0
Fairborn	189	477	1	667	443	93%	224	0
Fairfield	151	743	3	897	768	103%	129	1

* December data not submitted; data shown is annualized based upon first eleven months

Municipal Courts
F.E.D. Overall Caseloads
2005

Court	Cases Pending January 1	New Filings	Reactivations and Transfers	Total Cases	Total Terminations	Clearance Rate	Cases Pending December 31	Cases Pending Beyond Time Guidelines
Fairfield County	127	954	0	1,081	943	99%	138	0
Findlay	157	406	0	563	336	83%	227	0
Fostoria	37	90	1	128	88	97%	40	0
Franklin	31	220	8	259	221	97%	38	1
Franklin County *	26,079	19,780	108	45,967	8,752	44%	37,215	n/a
Franklin Co. Enviro.	0	0	0	0	0	-	0	0
Fremont	26	124	4	154	137	107%	17	0
Gallipolis	11	125	1	137	125	99%	12	0
Garfield Heights	93	446	13	552	468	102%	84	0
Girard	87	272	0	359	328	121%	31	0
Hamilton	262	1,737	2	2,001	1,731	100%	270	47
Hamilton County	9,733	14,906	49	24,688	15,377	103%	9,311	0
Hardin County	7	106	0	113	97	92%	16	0
Hillsboro	17	195	0	212	191	98%	21	0
Hocking County	19	81	1	101	84	102%	17	0
Huron	3	32	0	35	33	103%	2	0
Ironton	3	115	0	118	109	95%	9	0
Jackson County	16	145	0	161	137	94%	24	0
Kettering	148	256	6	410	252	96%	158	4
Lakewood	236	883	0	1,119	885	100%	234	0
Lawrence County	11	183	5	199	180	96%	19	0
Lebanon	19	271	0	290	259	96%	31	5
Licking County	309	936	18	1,263	939	98%	324	1
Lima	193	887	0	1,080	926	104%	154	0
Lorain County	769	1,046	77	1,892	1,693	151%	199	11
Lyndhurst	66	476	6	548	461	96%	87	0
Madison County	14	208	2	224	207	99%	17	0
Mansfield	1,465	921	6	2,392	1,189	128%	1,203	0
Marietta	47	159	0	206	162	102%	44	0
Marion County	177	548	9	734	535	96%	199	0
Marysville	31	289	3	323	299	102%	24	0
Mason	43	325	2	370	327	100%	43	0
Massillon	401	649	6	1,056	656	100%	400	47
Maumee	29	121	0	150	121	100%	29	0
Medina	160	469	4	633	504	107%	129	0
Mentor	54	309	2	365	298	96%	67	0
Miami County	201	652	25	878	685	101%	193	3
Miamisburg	305	858	3	1,166	783	91%	383	0
Middletown	235	1,706	34	1,975	1,751	101%	224	0
Morrow County	148	92	0	240	77	84%	163	0
Mount Vernon	36	157	2	195	160	101%	35	0
Napoleon	65	102	0	167	80	78%	87	0
New Philadelphia	53	371	15	439	373	97%	66	1
Newton Falls	51	144	0	195	150	104%	45	0
Niles	89	349	1	439	378	108%	61	0

* Cases Pending Beyond Time Guidelines data not available

Municipal Courts
F.E.D. Overall Caseloads
2005

Court	Cases Pending January 1	New Filings	Reactivations and Transfers	Total Cases	Total Terminations	Clearance Rate	Cases Pending December 31	Cases Pending Beyond Time Guidelines
Norwalk	24	332	3	359	323	96%	36	0
Oakwood	0	0	0	0	0	-	0	0
Oberlin	50	140	0	190	148	106%	42	1
Oregon	13	100	0	113	88	88%	25	0
Ottawa County	35	93	4	132	93	96%	39	0
Painesville	54	528	17	599	487	89%	112	0
Parma	63	1,191	1	1,255	926	78%	329	0
Perrysburg	310	494	5	809	497	100%	312	0
Portage Co.-Kent	78	332	9	419	335	98%	84	5
Portage Co.-Ravenna	308	690	5	1,003	722	104%	281	1
Portsmouth	84	505	5	594	504	99%	90	0
Rocky River	61	456	2	519	432	94%	87	0
Sandusky	138	340	0	478	321	94%	157	0
Shaker Heights	178	302	0	480	282	93%	198	0
Shelby	47	76	0	123	60	79%	63	8
Sidney	14	285	1	300	273	95%	27	0
South Euclid	21	112	0	133	107	96%	26	0
Steubenville	46	135	0	181	125	93%	56	0
Struthers	17	76	1	94	64	83%	30	4
Sylvania	112	575	27	714	592	98%	122	0
Tiffin	46	125	2	173	132	104%	41	6
Toledo	0	0	10	10	9	90%	1	0
Toledo Housing	2,152	6,382	203	8,737	6,639	101%	2,098	0
Upper Sandusky	14	58	0	72	68	117%	4	0
Van Wert	24	130	0	154	120	92%	34	1
Vandalia	77	797	30	904	803	97%	101	0
Vermilion	22	78	0	100	77	99%	23	0
Wadsworth	19	134	1	154	123	91%	31	0
Warren	228	1,077	12	1,317	1,076	99%	241	2
Washington CH	62	130	0	192	146	112%	46	0
Wayne County	151	683	2	836	739	108%	97	0
Willoughby	104	605	15	724	612	99%	112	0
Xenia	100	267	0	367	243	91%	124	0
Youngstown	24	1,210	53	1,287	1,200	95%	87	0
Zanesville	2	356	0	358	349	98%	9	0
Statewide	58,651	110,585	1,093	170,329	100,474	90%	69,855	25,090

Municipal Courts
F.E.D. Terminations
2005

Court	Jury Trial	Court Trial	Default Hearing by Judge	Default Hearing by Magistrate	Dismissal: Want of Prosecution	Other Dismissals	Transferred Out	Private Judge	Unavailability of Party	Bankruptcy Stay/Interlocutory Appeal	Other Terminations
Akron	0	3	973	814	1,785	468	23	0	0	22	65
Alliance	0	10	72	0	81	68	0	1	0	0	9
Ashland	0	0	44	0	48	53	0	0	0	1	0
Ashtabula	0	0	106	0	0	122	0	0	0	3	0
Athens	0	9	67	1	5	46	0	2	0	0	5
Auglaize County	0	0	56	0	0	21	0	0	0	0	128
Avon Lake	0	1	47	0	0	61	0	0	0	0	1
Barberton	0	21	467	0	23	165	7	0	0	4	0
Bedford	0	0	1,056	0	16	724	0	0	0	4	69
Bellefontaine	0	0	77	0	120	73	0	0	0	2	0
Bellevue	0	0	38	0	5	17	0	0	0	0	0
Berea	0	0	214	0	15	212	0	0	0	0	164
Bowling Green	0	0	131	47	9	92	0	0	0	1	0
Brown County	0	0	132	0	0	45	0	0	0	0	2
Bryan	0	1	115	0	11	30	0	0	0	0	0
Cambridge	0	0	1	93	0	29	0	0	0	0	0
Campbell	0	0	69	0	0	55	0	0	0	1	0
Canton	0	42	289	385	939	258	1	0	1	2	17
Celina	0	92	0	0	0	26	0	0	0	0	0
Champaign County	0	0	8	128	15	67	1	0	0	1	2
Chardon	0	6	127	0	0	33	0	0	0	6	1
Chillicothe	0	0	1	210	0	72	0	0	0	3	4
Circleville	0	1	14	228	0	96	0	0	0	2	0
Clark County	0	1	2	101	462	229	0	0	0	1	4
Clermont County	0	4	1,105	47	118	710	1	0	0	0	0
Cleveland	0	0	0	0	0	0	0	0	0	0	0
Cleveland Heights	0	7	46	74	143	113	0	0	0	0	0
Cleveland Housing	0	67	88	3,507	4,247	2,501	0	0	0	29	1,258
Clinton County	0	0	139	0	0	138	0	0	0	0	0
Columbiana County	0	1	142	0	5	73	1	0	0	0	2
Conneaut	0	0	59	0	1	26	0	0	0	0	0
Coshocton	0	0	106	0	8	23	1	0	0	1	5
Crawford County	0	2	200	0	0	21	0	0	1	1	1
Cuyahoga Falls	0	17	36	219	441	321	0	0	0	3	152
Darke County	0	1	133	0	0	20	0	0	0	2	1
Dayton	0	2	508	3	1,984	754	1	0	0	5	1
Defiance County	0	0	73	1	1	54	0	0	2	1	0
Delaware County	0	0	85	56	230	221	0	0	0	3	2
East Cleveland *	0	0	496	0	0	384	0	0	0	1	0
East Liverpool	0	0	41	0	13	19	0	0	0	0	0
Eaton	0	1	91	0	0	50	0	0	0	0	1
Elyria	0	0	0	445	144	471	0	0	0	7	12
Euclid	0	0	554	0	35	416	0	0	0	4	2
Fairborn	0	0	28	0	301	107	0	0	0	2	5

* December data not submitted; data shown is annualized based upon first eleven months

Municipal Courts
F.E.D. Terminations
2005

Court	Jury Trial	Court Trial	Default Hearing by Judge	Default Hearing by Magistrate	Dismissal: Want of Prosecution	Other Dismissals	Transferred Out	Private Judge	Unavailability of Party	Bankruptcy Stay/Interlocutory Appeal	Other Terminations
Fairfield	0	0	2	184	6	443	0	1	0	5	126
Fairfield County	0	292	3	0	0	641	3	0	0	3	2
Findlay	0	78	104	0	41	110	2	0	0	1	0
Fostoria	0	1	30	0	36	18	0	0	0	2	1
Franklin	0	0	22	162	0	36	0	0	0	0	1
Franklin County	3	26	1,544	3,129	0	3,756	29	1	0	59	207
Franklin Co. Enviro.	0	0	0	0	0	0	0	0	0	0	0
Fremont	0	3	66	0	10	50	0	0	0	2	6
Gallipolis	0	0	26	80	0	19	0	0	0	0	0
Garfield Heights	0	2	14	171	133	145	1	0	0	0	2
Girard	0	0	26	158	26	111	1	0	0	1	5
Hamilton	0	0	0	613	529	585	0	0	0	0	4
Hamilton County	1	14	7,005	0	8,308	0	10	0	0	8	8
Hardin County	0	75	0	0	0	23	0	0	0	0	0
Hillsboro	0	0	99	0	17	72	0	0	0	2	1
Hocking County	0	0	66	0	1	17	0	0	0	0	0
Huron	0	0	19	0	0	14	0	0	0	0	0
Ironton	0	1	6	95	0	7	0	0	0	0	0
Jackson County	0	0	85	0	0	52	0	0	0	0	0
Kettering	0	0	57	0	139	52	2	0	0	0	2
Lakewood	0	326	101	0	6	446	1	0	0	4	0
Lawrence County	0	1	100	45	0	34	0	0	0	0	0
Lebanon	0	0	8	192	55	3	0	0	0	0	1
Licking County	1	2	192	0	449	281	0	0	0	5	9
Lima	0	0	16	841	33	17	0	0	0	8	11
Lorain County	1	15	91	607	0	973	0	0	1	2	2
Lyndhurst	0	0	199	0	8	238	0	0	0	2	14
Madison County	0	127	2	1	0	77	0	0	0	0	0
Mansfield	0	0	0	28	1	164	0	0	2	2	994
Marietta	0	1	2	0	16	75	0	0	0	0	68
Marion County	0	1	178	0	0	344	0	0	0	1	11
Marysville	0	0	136	3	19	139	0	0	0	2	0
Mason	0	0	111	15	199	0	0	0	0	0	0
Massillon	0	1	212	54	214	165	0	0	0	9	1
Maumee	0	24	12	0	27	55	0	0	0	2	1
Medina	0	0	22	164	127	183	1	0	0	5	1
Mentor	0	3	130	0	0	149	0	0	0	3	13
Miami County	0	4	319	0	0	350	0	0	0	3	9
Miamisburg	1	29	51	0	431	263	0	0	0	6	2
Middletown	0	12	0	978	165	516	2	0	76	2	0
Morrow County	0	46	7	0	0	24	0	0	0	0	0
Mount Vernon	0	0	56	0	66	35	0	0	0	1	2
Napoleon	0	0	30	0	50	0	0	0	0	0	0
New Philadelphia	0	5	5	119	0	219	1	0	0	16	8
Newton Falls	0	1	78	0	20	50	0	0	1	0	0

Municipal Courts
F.E.D. Terminations
2005

Court	Jury Trial	Court Trial	Default Hearing by Judge	Default Hearing by Magistrate	Dismissal: Want of Prosecution	Other Dismissals	Transferred Out	Private Judge	Unavailability of Party	Bankruptcy Stay/Interlocutory Appeal	Other Terminations
Niles	0	63	154	0	20	0	0	0	0	2	139
Norwalk	0	2	239	0	11	68	2	0	0	1	0
Oakwood	0	0	0	0	0	0	0	0	0	0	0
Oberlin	1	0	33	0	36	78	0	0	0	0	0
Oregon	0	0	34	0	0	54	0	0	0	0	0
Ottawa County	1	0	39	0	13	34	0	0	4	0	2
Painesville	0	17	269	3	19	175	2	0	0	1	1
Parma	0	2	162	31	33	504	1	0	0	2	10
Perrysburg	0	0	97	0	386	4	1	0	0	9	0
Portage Co.-Kent	0	6	86	40	80	114	0	0	1	5	3
Portage Co.-Ravenna	0	18	141	45	244	254	1	0	0	17	0
Portsmouth	0	435	16	4	1	42	1	1	0	0	4
Rocky River	0	0	115	75	42	198	0	0	0	0	2
Sandusky	0	2	7	239	62	11	0	0	0	0	0
Shaker Heights	0	0	119	0	51	99	1	0	0	10	2
Shelby	0	0	48	0	0	12	0	0	0	0	0
Sidney	0	2	211	0	0	59	0	0	0	1	0
South Euclid	0	1	0	44	0	62	0	0	0	0	0
Steubenville	0	0	97	0	0	28	0	0	0	0	0
Struthers	0	0	48	0	0	13	0	0	0	0	3
Sylvania	1	180	117	0	0	294	0	0	0	0	0
Tiffin	0	97	2	2	3	22	2	0	0	0	2
Toledo	0	0	1	0	0	0	3	0	0	0	1
Toledo Housing	0	12	415	4,129	798	1,069	0	0	0	29	202
Upper Sandusky	0	0	42	0	22	2	0	0	0	0	2
Van Wert	0	0	44	0	0	76	0	0	0	0	0
Vandalia	0	0	53	510	31	208	0	0	0	1	0
Vermilion	0	16	21	0	6	30	0	0	0	1	3
Wadsworth	0	0	56	0	0	56	0	0	0	0	11
Warren	0	739	0	0	6	326	2	0	0	3	0
Washington CH	0	3	121	0	0	21	1	0	0	0	0
Wayne County	0	1	21	198	0	293	0	1	5	7	213
Willoughby	0	9	247	0	324	23	2	0	0	2	4
Xenia	0	0	53	0	122	66	0	0	0	1	1
Youngstown	0	1	1	912	18	231	0	0	0	3	32
Zanesville	0	0	290	0	0	59	0	0	0	0	0
Statewide	10	2,985	22,667	20,230	24,665	25,020	108	7	94	363	4,062

Municipal Courts
Other Civil Overall Caseloads
2005

Court	Cases Pending January 1	New Filings	Reactivations and Transfers	Total Cases	Total Terminations	Clearance Rate	Cases Pending December 31	Cases Pending Beyond Time Guidelines
Akron	64	463	8	535	463	98%	72	0
Alliance	2	24	0	26	23	96%	3	0
Ashland	6	48	0	54	49	102%	5	0
Ashtabula	1	67	0	68	52	78%	16	0
Athens	9	22	0	31	24	109%	7	0
Auglaize County	16	26	0	42	37	142%	5	0
Avon Lake	7	31	0	38	34	110%	4	0
Barberton	22	74	0	96	73	99%	23	15
Bedford	21	146	0	167	149	102%	18	0
Bellefontaine	4	48	0	52	46	96%	6	0
Bellevue	0	9	1	10	10	100%	0	0
Berea	15	83	0	98	89	107%	9	0
Bowling Green	4	45	0	49	45	100%	4	0
Brown County	176	540	4	720	476	88%	244	46
Bryan	1	14	1	16	15	100%	1	0
Cambridge	2	17	0	19	16	94%	3	1
Campbell	1	13	0	14	14	108%	0	0
Canton	0	174	0	174	174	100%	0	0
Celina	5	37	5	47	28	67%	19	2
Champaign County	2	10	6	18	17	106%	1	0
Chardon	6	19	0	25	20	105%	5	0
Chillicothe	34	58	2	94	54	90%	40	0
Circleville	8	38	0	46	41	108%	5	0
Clark County	41	53	0	94	41	77%	53	0
Clermont County	319	898	7	1,224	881	97%	343	6
Cleveland	300	4,547	50	4,897	4,519	98%	378	1
Cleveland Heights	6	87	0	93	86	99%	7	0
Cleveland Housing	107	217	14	338	295	128%	43	1
Clinton County	3	57	0	60	50	88%	10	0
Columbiana County	4	9	0	13	10	111%	3	1
Conneaut	0	12	0	12	10	83%	2	0
Coshocton	1	50	0	51	46	92%	5	0
Crawford County	2	48	0	50	48	100%	2	0
Cuyahoga Falls	141	193	1	335	287	148%	48	0
Darke County	0	15	0	15	11	73%	4	0
Dayton	117	276	375	768	653	100%	115	0
Defiance County	12	75	0	87	74	99%	13	0
Delaware County	1	74	0	75	71	96%	4	0
East Cleveland *	2	12	0	14	10	83%	4	0
East Liverpool	4	9	0	13	11	122%	2	0
Eaton	0	30	0	30	26	87%	4	0
Elyria	40	157	17	214	181	104%	33	0
Euclid	4	72	0	76	72	100%	4	0
Fairborn	6	50	0	56	46	92%	10	0
Fairfield	3	61	1	65	64	103%	1	0

* December data not submitted; data shown is annualized based upon first eleven months

Municipal Courts
Other Civil Overall Caseloads
2005

Court	Cases Pending January 1	New Filings	Reactivations and Transfers	Total Cases	Total Terminations	Clearance Rate	Cases Pending December 31	Cases Pending Beyond Time Guidelines
Fairfield County	4	88	1	93	86	97%	7	0
Findlay	1	5	0	6	5	100%	1	0
Fostoria	6	29	0	35	34	117%	1	0
Franklin	0	63	7	70	68	97%	2	0
Franklin County *	494	1,112	172	1,778	1,129	88%	649	n/a
Franklin Co. Enviro.	1	0	0	1	0	-	1	0
Fremont	3	49	1	53	49	98%	4	0
Gallipolis	2	6	0	8	7	117%	1	0
Garfield Heights	11	288	4	303	283	97%	20	0
Girard	19	12	0	31	28	233%	3	0
Hamilton	20	118	0	138	106	90%	32	14
Hamilton County	20,869	114,930	0	135,799	110,521	96%	25,278	0
Hardin County	2	19	0	21	18	95%	3	0
Hillsboro	14	12	1	27	24	185%	3	0
Hocking County	5	12	0	17	14	117%	3	0
Huron	39	148	0	187	154	104%	33	0
Ironton	0	2	0	2	1	50%	1	0
Jackson County	359	1,853	0	2,212	1,671	90%	541	5
Kettering	20	343	4	367	343	99%	24	0
Lakewood	56	86	0	142	80	93%	62	0
Lawrence County	1	7	0	8	7	100%	1	0
Lebanon	103	456	0	559	385	84%	174	5
Licking County	19	145	6	170	137	91%	33	0
Lima	29	20	0	49	32	160%	17	0
Lorain County	13	237	7	257	225	92%	32	0
Lyndhurst	65	122	1	188	137	111%	51	0
Madison County	3	15	0	18	16	107%	2	0
Mansfield	1,342	2,227	69	3,638	2,597	113%	1,041	0
Marietta	6	32	0	38	35	109%	3	0
Marion County	248	1,144	12	1,404	1,143	99%	261	0
Marysville	5	19	0	24	22	116%	2	0
Mason	10	162	4	176	155	93%	21	0
Massillon	6	66	0	72	66	100%	6	0
Maumee	1	26	4	31	31	103%	0	0
Medina	361	1,463	15	1,839	1,469	99%	370	12
Mentor	1	10	0	11	10	100%	1	0
Miami County	8	68	9	85	79	103%	6	2
Miamisburg	270	1,147	36	1,453	1,177	99%	276	3
Middletown	3	4	0	7	5	125%	2	0
Morrow County	20	56	0	76	23	41%	53	0
Mount Vernon	188	424	2	614	475	112%	139	6
Napoleon	0	39	0	39	36	92%	3	0
New Philadelphia	12	183	0	195	172	94%	23	0
Newton Falls	2	21	0	23	23	110%	0	0
Niles	9	44	0	53	47	107%	6	0

* Cases Pending Beyond Time Guidelines data not available

Municipal Courts
Other Civil Overall Caseloads
2005

Court	Cases Pending January 1	New Filings	Reactivations and Transfers	Total Cases	Total Terminations	Clearance Rate	Cases Pending December 31	Cases Pending Beyond Time Guidelines
Norwalk	1	42	0	43	42	100%	1	0
Oakwood	19	44	5	68	58	118%	10	0
Oberlin	6	33	0	39	36	109%	3	0
Oregon	5	25	2	32	29	107%	3	0
Ottawa County	9	22	3	34	28	112%	6	0
Painesville	6	60	12	78	74	103%	4	0
Parma	64	118	0	182	171	145%	11	0
Perrysburg	16	45	0	61	42	93%	19	0
Portage Co.-Kent	3	851	2	856	843	99%	13	0
Portage Co.-Ravenna	9	1,016	3	1,028	1,015	100%	13	1
Portsmouth	10	25	3	38	29	104%	9	0
Rocky River	48	391	163	602	576	104%	26	0
Sandusky	1	68	0	69	67	99%	2	0
Shaker Heights	65	88	0	153	90	102%	63	0
Shelby	0	0	0	0	0	-	0	0
Sidney	1	22	0	23	22	100%	1	0
South Euclid	0	41	0	41	40	98%	1	0
Steubenville	307	579	0	886	558	96%	328	0
Struthers	5	8	0	13	9	113%	4	3
Sylvania	0	5	0	5	5	100%	0	0
Tiffin	5	59	0	64	55	93%	9	1
Toledo	19	206	1,040	1,265	1,228	99%	37	0
Toledo Housing	0	0	0	0	0	-	0	0
Upper Sandusky	34	199	3	236	192	95%	44	0
Van Wert	6	9	0	15	12	133%	3	0
Vandalia	18	91	1	110	93	101%	17	0
Vermilion	3	10	0	13	11	110%	2	0
Wadsworth	69	243	2	314	222	91%	92	0
Warren	3	36	0	39	28	78%	11	0
Washington CH	9	55	0	64	60	109%	4	0
Wayne County	25	36	2	63	57	150%	6	0
Willoughby	22	108	1	131	123	113%	8	0
Xenia	18	128	2	148	117	90%	31	0
Youngstown	35	96	38	169	143	107%	26	0
Zanesville	80	783	0	863	729	93%	134	0
Statewide	27,090	141,862	2,129	171,081	139,370	97%	31,711	388

Municipal Courts
Other Civil Terminations
2005

Court	Jury Trial	Court Trial	Default Hearing by Judge	Default Hearing by Magistrate	Dismissal: Want of Prosecution	Other Dismissals	Transferred Out	Private Judge	Unavailability of Party	Bankruptcy Stay/Interlocutory Appeal	Other Terminations
Akron	0	0	95	272	58	31	0	0	0	1	6
Alliance	0	1	9	0	0	13	0	0	0	0	0
Ashland	0	0	0	0	2	2	0	0	0	0	45
Ashtabula	0	0	5	0	0	25	0	0	0	0	22
Athens	0	1	0	0	0	5	0	0	0	0	18
Auglaize County	0	0	18	0	0	0	0	0	1	0	20
Avon Lake	0	0	31	0	0	3	0	0	0	0	0
Barberton	0	0	69	0	1	3	0	0	0	0	0
Bedford	0	0	1	0	7	10	0	0	0	0	131
Bellefontaine	0	0	4	0	1	6	0	0	0	0	33
Bellevue	0	0	10	0	0	0	0	0	0	0	0
Berea	0	0	74	2	0	2	1	0	0	0	10
Bowling Green	0	0	6	0	2	0	0	0	0	0	37
Brown County	0	6	364	0	0	105	0	0	0	1	0
Bryan	0	0	7	0	2	2	0	0	0	0	4
Cambridge	0	0	1	0	0	15	0	0	0	0	1
Campbell	0	0	10	0	0	4	0	0	0	0	0
Canton	0	0	174	0	1	1	0	0	0	0	130
Celina	0	3	17	0	0	8	0	0	0	0	0
Champaign County	0	3	6	0	1	4	0	0	1	0	2
Chardon	0	1	4	0	1	10	0	0	0	3	1
Chillicothe	0	0	3	22	0	10	0	1	0	1	17
Circleville	0	1	14	1	0	5	0	0	0	0	20
Clark County	0	0	10	26	2	3	0	0	0	0	0
Clermont County	0	22	442	13	50	192	0	0	0	1	157
Cleveland	0	0	0	48	40	46	0	0	0	30	4,355
Cleveland Heights	0	0	1	57	2	0	0	0	0	0	26
Cleveland Housing	0	12	9	110	51	22	0	0	0	6	85
Clinton County	0	0	41	0	0	8	0	0	0	0	1
Columbiana County	0	0	7	0	0	3	0	0	0	0	0
Conneaut	0	0	9	0	0	2	0	0	0	0	0
Coshocton	0	0	29	0	0	13	0	0	2	0	2
Crawford County	0	0	48	0	0	0	0	0	0	0	0
Cuyahoga Falls	0	0	43	0	10	4	0	0	1	0	229
Darke County	0	0	10	0	0	1	0	0	0	0	0
Dayton	0	1	0	0	0	18	3	0	0	0	399
Defiance County	0	0	6	0	20	12	0	0	0	0	36
Delaware County	0	0	0	0	2	1	0	0	0	0	67
East Cleveland *	0	0	1	0	0	9	0	0	0	0	0
East Liverpool	0	0	10	0	1	0	0	0	0	0	2
Eaton	0	0	25	0	0	0	0	0	0	0	1
Elyria	0	0	0	2	0	33	1	0	0	1	144
Euclid	0	0	67	0	4	1	0	0	0	0	0
Fairborn	0	0	4	0	1	6	0	0	0	0	35

* December data not submitted; data shown is annualized based upon first eleven months

Municipal Courts
Other Civil Terminations
2005

Court	Jury Trial	Court Trial	Default Hearing by Judge	Default Hearing by Magistrate	Dismissal: Want of Prosecution	Other Dismissals	Transferred Out	Private Judge	Unavailability of Party	Bankruptcy Stay/Interlocutory Appeal	Other Terminations
Fairfield	0	0	0	0	0	1	0	0	1	0	62
Fairfield County	0	11	63	0	0	11	0	0	0	0	1
Findlay	0	0	0	0	0	3	0	0	0	0	2
Fostoria	0	0	25	0	4	4	0	0	0	0	1
Franklin	0	0	40	1	0	19	0	0	0	0	10
Franklin County	0	26	78	545	0	116	36	2	0	3	491
Franklin Co. Enviro.	0	0	0	0	0	0	0	0	0	0	1
Fremont	0	0	44	0	1	4	0	0	0	0	0
Gallipolis	0	0	4	1	0	1	0	0	0	0	1
Garfield Heights	0	73	0	1	2	3	1	0	0	3	201
Girard	0	0	8	0	1	3	0	0	0	0	16
Hamilton	0	0	5	0	0	98	0	0	0	0	3
Hamilton County	0	0	824	0	0	0	0	0	0	0	109,697
Hardin County	0	11	2	0	0	3	0	0	0	1	1
Hillsboro	0	0	6	0	4	9	0	0	2	3	0
Hocking County	0	0	5	0	0	4	0	0	0	0	5
Huron	2	1	118	0	0	24	1	0	0	7	1
Ironton	0	0	1	0	0	0	0	0	0	0	0
Jackson County	3	4	1,482	0	0	163	1	0	0	2	12
Kettering	0	1	153	0	0	3	0	0	0	0	181
Lakewood	0	0	76	0	0	4	0	0	0	0	0
Lawrence County	0	0	4	0	0	1	0	0	0	2	0
Lebanon	0	0	298	5	71	2	0	0	0	6	3
Licking County	0	3	36	2	0	10	0	0	0	1	85
Lima	0	0	0	0	0	0	0	0	0	0	32
Lorain County	1	0	84	6	0	132	0	0	0	0	2
Lyndhurst	0	0	2	0	0	3	0	0	0	0	132
Madison County	0	0	16	0	0	0	0	0	0	0	0
Mansfield	0	7	13	1,622	64	507	0	0	55	8	320
Marietta	0	0	1	0	2	6	0	0	0	0	26
Marion County	0	2	901	0	0	211	0	0	0	12	15
Marysville	0	0	18	0	1	2	0	0	0	1	0
Mason	0	1	90	46	11	3	0	0	0	0	0
Massillon	0	0	51	0	2	13	0	0	0	0	0
Maumee	0	17	0	0	0	1	0	0	0	0	13
Medina	0	0	1,010	69	40	280	6	0	0	51	8
Mentor	0	0	1	0	0	0	0	0	0	1	8
Miami County	0	0	0	0	0	22	0	0	1	3	53
Miamisburg	0	225	712	15	63	133	0	0	0	21	6
Middletown	0	0	0	1	2	2	0	0	0	0	0
Morrow County	0	0	0	11	0	12	0	0	0	0	0
Mount Vernon	0	2	351	0	22	86	2	0	0	12	0
Napoleon	0	0	26	0	2	0	0	0	0	0	8
New Philadelphia	0	1	11	149	0	5	0	0	0	0	6
Newton Falls	0	1	21	0	1	0	0	0	0	0	0

Municipal Courts
Other Civil Terminations
2005

Court	Jury Trial	Court Trial	Default Hearing by Judge	Default Hearing by Magistrate	Dismissal: Want of Prosecution	Other Dismissals	Transferred Out	Private Judge	Unavailability of Party	Bankruptcy Stay/Interlocutory Appeal	Other Terminations
Niles	0	0	1	0	0	0	0	0	0	0	46
Norwalk	0	10	32	0	0	0	0	0	0	0	0
Oakwood	0	3	29	0	0	30	1	0	0	1	11
Oberlin	0	0	16	0	0	18	0	0	0	0	2
Oregon	0	2	21	0	0	8	0	0	0	0	0
Ottawa County	0	0	18	0	1	6	0	0	1	0	1
Painesville	0	1	1	0	5	3	0	0	0	0	63
Parma	0	0	7	28	0	68	0	0	1	1	70
Perrysburg	0	0	0	0	0	0	0	0	0	0	42
Portage Co.-Kent	0	0	1	4	0	835	0	0	0	0	1
Portage Co.-Ravenna	0	0	1	1	1	1,010	0	0	0	0	2
Portsmouth	0	9	3	0	0	6	1	0	3	1	6
Rocky River	0	337	0	0	7	68	163	0	0	0	0
Sandusky	0	0	65	0	0	1	0	0	0	1	0
Shaker Heights	0	0	76	0	0	3	0	0	0	0	11
Shelby	0	0	0	0	0	0	0	0	0	0	0
Sidney	0	1	16	0	0	5	0	0	0	0	0
South Euclid	0	0	0	0	0	1	0	0	0	0	39
Steubenville	1	4	446	0	0	85	0	1	0	2	19
Struthers	0	0	3	0	0	5	0	0	0	0	1
Sylvania	0	0	4	0	0	1	0	0	0	0	0
Tiffin	0	0	2	1	0	1	0	0	0	0	51
Toledo	0	0	8	0	1	24	0	0	0	0	1,195
Toledo Housing	0	0	0	0	0	0	0	0	0	0	0
Upper Sandusky	0	1	138	0	22	8	0	0	0	5	18
Van Wert	0	0	10	0	0	2	0	0	0	0	0
Vandalia	0	0	4	62	1	26	0	0	0	0	0
Vermilion	0	0	11	0	0	0	0	0	0	0	0
Wadsworth	0	2	150	0	2	48	0	0	0	9	9
Warren	0	2	4	0	0	16	0	0	1	0	5
Washington CH	0	0	60	0	0	0	0	0	0	0	0
Wayne County	0	7	0	1	0	3	0	0	0	1	45
Willoughby	0	0	0	0	34	2	0	0	0	0	87
Xenia	0	0	105	0	3	1	0	0	0	0	8
Youngstown	0	2	15	14	0	10	0	0	0	0	93
Zanesville	0	31	582	0	0	116	0	0	0	0	0
Statewide	7	849	10,093	3,138	629	4,952	217	4	70	202	119,264

Municipal Courts
Small Claims Overall Caseloads
2005

Court	Cases Pending January 1	New Filings	Reactivations and Transfers	Total Cases	Total Terminations	Clearance Rate	Cases Pending December 31	Cases Pending Beyond Time Guidelines
Akron	523	1,580	99	2,202	1,754	104%	448	0
Alliance	75	527	1	603	536	102%	67	0
Ashland	130	684	7	821	710	103%	111	0
Ashtabula	56	305	1	362	305	100%	57	0
Athens	36	218	1	255	223	102%	32	0
Auglaize County	78	110	2	190	157	140%	33	0
Avon Lake	45	153	1	199	182	118%	17	0
Barberton	153	417	4	574	474	113%	100	29
Bedford	466	1,317	55	1,838	1,200	87%	638	0
Bellefontaine	206	1,340	0	1,546	1,403	105%	143	0
Bellevue	11	112	0	123	115	103%	8	0
Berea	307	825	1	1,133	883	107%	250	0
Bowling Green	66	439	1	506	446	101%	60	0
Brown County	34	122	2	158	131	106%	27	12
Bryan	58	426	8	492	447	103%	45	0
Cambridge	13	148	2	163	142	95%	21	0
Campbell	2	24	0	26	16	67%	10	0
Canton	105	943	1	1,049	909	96%	140	0
Celina	56	543	0	599	512	94%	87	7
Champaign County	29	264	0	293	270	102%	23	0
Chardon	70	513	4	587	498	96%	89	1
Chillicothe	95	524	1	620	469	89%	151	0
Circleville	56	339	5	400	310	90%	90	0
Clark County	180	405	0	585	370	91%	215	0
Clermont County	117	643	5	765	647	100%	118	2
Cleveland	1,800	5,699	330	7,829	5,886	98%	1,943	0
Cleveland Heights	45	251	0	296	238	95%	58	6
Cleveland Housing	0	0	0	0	0	-	0	0
Clinton County	112	624	18	754	699	109%	55	0
Columbiana County	60	327	7	394	332	99%	62	0
Conneaut	31	97	0	128	111	114%	17	0
Coshocton	33	402	11	446	389	94%	57	0
Crawford County	78	374	8	460	406	106%	54	0
Cuyahoga Falls	553	1,043	0	1,596	1,157	111%	439	0
Darke County	36	233	0	269	246	106%	23	0
Dayton	865	1,307	0	2,172	1,402	107%	770	0
Defiance County	43	254	0	297	258	102%	39	0
Delaware County	54	437	2	493	436	99%	57	0
East Cleveland *	280	637	5	922	768	120%	154	0
East Liverpool	60	179	1	240	197	109%	43	14
Eaton	43	178	0	221	190	107%	31	3
Elyria	423	925	0	1,348	952	103%	396	0
Euclid	141	604	3	748	628	103%	120	0
Fairborn	65	536	7	608	527	97%	81	0
Fairfield	51	118	0	169	140	119%	29	0

* December data not submitted; data shown is annualized based upon first eleven months

Municipal Courts
Small Claims Overall Caseloads
2005

Court	Cases Pending January 1	New Filings	Reactivations and Transfers	Total Cases	Total Terminations	Clearance Rate	Cases Pending December 31	Cases Pending Beyond Time Guidelines
Fairfield County	74	460	0	534	459	100%	75	1
Findlay	120	1,210	6	1,336	1,108	91%	228	0
Fostoria	10	160	0	170	141	88%	29	0
Franklin	14	59	8	81	63	94%	18	0
Franklin County *	3,678	9,112	79	12,869	8,061	88%	4,808	n/a
Franklin Co. Enviro.	0	0	0	0	0	-	0	0
Fremont	36	303	7	346	297	96%	49	0
Gallipolis	13	175	6	194	173	96%	21	0
Garfield Heights	155	1,574	19	1,748	1,515	95%	233	0
Girard	106	373	0	479	433	116%	46	1
Hamilton	529	1,203	5	1,737	1,234	102%	503	186
Hamilton County	2,602	4,597	67	7,266	4,803	103%	2,463	0
Hardin County	37	242	0	279	246	102%	33	0
Hillsboro	104	337	6	447	392	114%	55	0
Hocking County	42	146	2	190	158	107%	32	1
Huron	3	119	0	122	93	78%	29	0
Ironton	1	61	0	62	54	89%	8	0
Jackson County	60	461	0	521	481	104%	40	1
Kettering	83	428	6	517	422	97%	95	13
Lakewood	280	1,138	0	1,418	1,256	110%	162	0
Lawrence County	46	207	9	262	214	99%	48	1
Lebanon	103	424	0	527	414	98%	113	27
Licking County	196	1,182	1	1,379	1,228	104%	151	2
Lima	35	312	19	366	319	96%	47	4
Lorain County	104	250	25	379	300	109%	79	8
Lyndhurst	116	416	11	543	456	107%	87	0
Madison County	63	351	9	423	287	80%	136	0
Mansfield	74	634	5	713	639	100%	74	0
Marietta	115	549	0	664	564	103%	100	0
Marion County	22	200	4	226	208	102%	18	0
Marysville	37	265	6	308	255	94%	53	0
Mason	17	75	0	92	71	95%	21	0
Massillon	117	590	2	709	599	101%	110	4
Maumee	62	243	0	305	255	105%	50	0
Medina	107	475	3	585	479	100%	106	15
Mentor	101	612	2	715	576	94%	139	0
Miami County	88	477	85	650	542	96%	108	27
Miamisburg	35	158	13	206	190	111%	16	0
Middletown	226	1,328	18	1,572	1,371	102%	201	0
Morrow County	214	250	0	464	197	79%	267	0
Mount Vernon	50	376	0	426	344	91%	82	2
Napoleon	152	486	0	638	487	100%	151	0
New Philadelphia	106	618	20	744	611	96%	133	9
Newton Falls	12	74	0	86	73	99%	13	0
Niles	64	271	3	338	295	108%	43	0

* Cases Pending Beyond Time Guidelines data not available

Municipal Courts
Small Claims Overall Caseloads
2005

Court	Cases Pending January 1	New Filings	Reactivations and Transfers	Total Cases	Total Terminations	Clearance Rate	Cases Pending December 31	Cases Pending Beyond Time Guidelines
Norwalk	69	379	1	449	395	104%	54	0
Oakwood	0	18	0	18	18	100%	0	0
Oberlin	52	258	1	311	285	110%	26	0
Oregon	37	183	0	220	181	99%	39	0
Ottawa County	102	474	12	588	454	93%	134	1
Painesville	29	283	15	327	292	98%	35	0
Parma	181	1,048	0	1,229	1,038	99%	191	0
Perrysburg	162	410	2	574	442	107%	132	0
Portage Co.-Kent	47	442	7	496	374	83%	122	15
Portage Co.-Ravenna	227	1,046	22	1,295	1,112	104%	183	35
Portsmouth	82	271	18	371	298	103%	73	2
Rocky River	101	614	6	721	590	95%	131	4
Sandusky	111	831	6	948	832	99%	116	0
Shaker Heights	162	752	6	920	808	107%	112	0
Shelby	19	101	0	120	114	113%	6	0
Sidney	68	365	3	436	351	95%	85	0
South Euclid	95	377	5	477	381	100%	96	1
Steubenville	121	454	0	575	504	111%	71	0
Struthers	61	142	2	205	132	92%	73	31
Sylvania	49	357	6	412	358	99%	54	0
Tiffin	76	669	11	756	625	92%	131	6
Toledo	1,005	2,885	101	3,991	3,363	113%	628	0
Toledo Housing	0	0	0	0	0	-	0	0
Upper Sandusky	7	169	0	176	158	93%	18	0
Van Wert	17	72	0	89	74	103%	15	6
Vandalia	156	396	5	557	461	115%	96	0
Vermilion	11	58	0	69	60	103%	9	1
Wadsworth	45	200	2	247	203	100%	44	0
Warren	284	720	12	1,016	819	112%	197	48
Washington CH	88	303	0	391	345	114%	46	0
Wayne County	381	1,031	0	1,412	1,229	119%	183	0
Willoughby	67	574	5	646	588	102%	58	0
Xenia	41	251	7	299	249	97%	50	0
Youngstown	215	831	139	1,185	936	96%	249	36
Zanesville	12	235	0	247	236	100%	11	0
Statewide	22,129	77,326	1,433	100,888	78,739	100%	22,149	3,348

Municipal Courts
Small Claims Terminations
2005

Court	Hearing by Judge	Hearing by Magistrate	Transfer to Regular Civil Docket	Dismissal: Want of Prosecution	Other Dismissals	Unavailability of Party	Bankruptcy Stay/Interlocutory Appeal	Other Terminations
Akron	8	1,257	118	170	142	0	3	56
Alliance	359	0	9	19	133	0	6	10
Ashland	373	40	0	37	239	0	5	16
Ashtabula	199	0	4	0	100	0	2	0
Athens	157	0	1	2	58	0	1	4
Auglaize County	89	0	0	0	35	0	0	33
Avon Lake	108	0	0	1	73	0	0	0
Barberton	275	0	6	25	160	0	8	0
Bedford	706	4	3	169	268	0	27	23
Bellefontaine	947	0	1	77	361	0	17	0
Bellevue	87	0	1	0	26	1	0	0
Berea	462	1	7	38	353	0	0	22
Bowling Green	31	195	8	20	190	0	2	0
Brown County	98	0	0	0	31	0	0	2
Bryan	255	0	2	22	164	0	3	1
Cambridge	2	102	0	0	37	0	1	0
Campbell	11	0	0	0	5	0	0	0
Canton	2	694	17	99	96	0	0	1
Celina	366	0	9	1	133	0	3	0
Champaign County	8	152	5	18	81	0	0	6
Chardon	14	310	6	20	141	0	4	3
Chillicothe	0	306	8	0	152	0	1	2
Circleville	12	167	1	0	121	6	3	0
Clark County	12	177	0	31	147	0	3	0
Clermont County	10	371	13	84	169	0	0	0
Cleveland	0	3,889	13	615	871	0	134	364
Cleveland Heights	31	159	0	3	45	0	0	0
Cleveland Housing	0	0	0	0	0	0	0	0
Clinton County	0	411	3	0	284	0	0	1
Columbiana County	238	0	6	10	75	0	3	0
Conneaut	81	0	3	3	23	0	1	0
Coshocton	265	0	2	10	102	0	9	1
Crawford County	366	0	2	0	38	0	0	0
Cuyahoga Falls	14	499	5	221	144	0	6	268
Darke County	171	0	1	0	64	0	5	5
Dayton	368	404	58	324	186	58	4	0
Defiance County	178	0	3	5	72	0	0	0
Delaware County	153	64	59	15	141	0	3	1
East Cleveland *	597	3	0	3	160	0	4	1
East Liverpool	127	0	0	47	23	0	0	0
Eaton	122	0	1	0	66	0	1	0
Elyria	0	445	0	57	423	0	18	9
Euclid	425	4	2	11	180	0	6	0
Fairborn	0	257	21	32	159	0	9	49

* December data not submitted; data shown is annualized based upon first eleven months

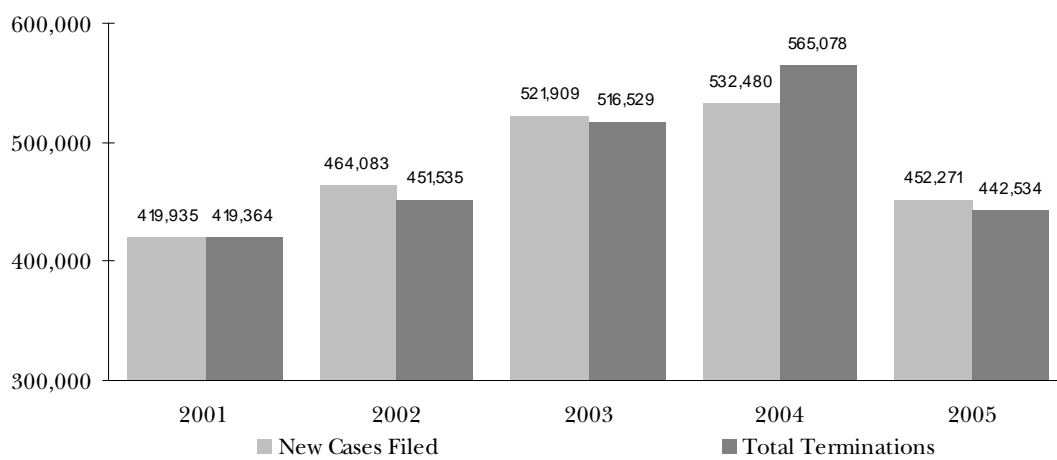
Municipal Courts
Small Claims Terminations
2005

Court	Hearing by Judge	Hearing by Magistrate	Transfer to Regular Civil Docket	Dismissal: Want of Prosecution	Other Dismissals	Unavailability of Party	Bankruptcy Stay/Interlocutory Appeal	Other Terminations
Fairfield	10	14	2	27	78	0	2	7
Fairfield County	13	290	4	0	128	0	14	10
Findlay	1	822	6	14	257	0	8	0
Fostoria	94	0	1	5	39	0	1	1
Franklin	4	24	2	0	24	0	0	9
Franklin County	14	7,839	176	0	16	0	12	4
Franklin Co. Enviro.	0	0	0	0	0	0	0	0
Fremont	192	0	7	16	80	0	2	0
Gallipolis	20	96	2	0	43	8	2	2
Garfield Heights	46	920	3	41	484	0	17	4
Girard	16	270	3	13	115	0	7	9
Hamilton	2	784	0	220	219	0	0	9
Hamilton County	0	4,426	0	377	0	0	0	0
Hardin County	1	161	1	0	78	0	5	0
Hillsboro	51	196	0	0	120	14	9	2
Hocking County	108	0	0	0	50	0	0	0
Huron	57	0	0	0	36	0	0	0
Ironton	4	33	0	0	17	0	0	0
Jackson County	333	0	0	0	143	0	3	2
Kettering	3	252	50	17	93	0	6	1
Lakewood	0	717	0	17	522	0	0	0
Lawrence County	74	90	4	0	39	0	6	1
Lebanon	3	257	2	145	2	1	0	4
Licking County	639	67	20	215	153	0	16	118
Lima	1	268	18	14	1	1	2	14
Lorain County	41	122	1	0	136	0	0	0
Lyndhurst	226	0	0	2	206	0	3	19
Madison County	162	0	0	0	120	0	5	0
Mansfield	308	102	15	18	175	7	0	14
Marietta	0	357	1	79	118	0	3	6
Marion County	128	1	1	0	74	0	1	3
Marysville	2	149	4	16	81	0	1	2
Mason	32	5	4	30	0	0	0	0
Massillon	26	371	3	12	183	0	4	0
Maumee	93	0	2	14	145	0	1	0
Medina	1	278	3	5	177	0	14	1
Mentor	8	410	0	0	139	0	10	9
Miami County	223	67	11	0	141	0	24	76
Miamisburg	4	105	26	2	50	0	3	0
Middletown	0	1,072	5	93	167	20	14	0
Morrow County	0	112	0	0	85	0	0	0
Mount Vernon	209	1	4	11	113	0	6	0
Napoleon	351	0	1	115	0	0	1	19
New Philadelphia	16	396	5	0	186	0	3	5
Newton Falls	53	0	1	9	9	0	0	1

Municipal Courts
Small Claims Terminations
2005

Court	Hearing by Judge	Hearing by Magistrate	Transfer to Regular Civil Docket	Dismissal: Want of Prosecution	Other Dismissals	Unavailability of Party	Bankruptcy Stay/Interlocutory Appeal	Other Terminations
Niles	200	0	0	7	0	0	6	82
Norwalk	220	0	3	23	147	0	2	0
Oakwood	12	0	5	0	1	0	0	0
Oberlin	145	13	2	16	109	0	0	0
Oregon	129	0	0	0	49	0	3	0
Ottawa County	0	348	10	9	86	0	1	0
Painesville	4	224	10	8	40	0	3	3
Parma	46	173	3	1	801	0	13	1
Perrysburg	231	0	1	199	2	0	3	6
Portage Co.-Kent	3	260	6	14	83	0	7	1
Portage Co.-Ravenna	61	661	12	63	297	1	17	0
Portsmouth	6	193	21	1	46	27	1	3
Rocky River	0	317	6	25	231	0	10	1
Sandusky	0	679	5	29	106	0	11	2
Shaker Heights	489	0	3	3	283	0	28	2
Shelby	81	0	0	0	33	0	0	0
Sidney	241	0	0	0	108	0	2	0
South Euclid	0	178	0	1	197	0	4	1
Steubenville	0	366	0	0	135	0	3	0
Struthers	92	0	1	0	30	0	6	3
Sylvania	221	0	0	0	135	1	1	0
Tiffin	439	0	2	3	181	0	0	0
Toledo	3	2,444	49	23	792	0	12	40
Toledo Housing	0	0	0	0	0	0	0	0
Upper Sandusky	121	0	2	8	25	0	1	1
Van Wert	48	0	0	0	26	0	0	0
Vandalia	18	243	2	35	116	2	2	43
Vermilion	47	0	0	1	10	0	0	2
Wadsworth	128	0	4	0	38	0	4	29
Warren	24	513	19	99	156	0	8	0
Washington CH	330	0	4	0	6	0	5	0
Wayne County	379	134	0	26	199	0	1	490
Willoughby	25	321	8	185	42	0	7	0
Xenia	124	0	0	4	111	1	3	6
Youngstown	6	695	0	80	147	0	8	0
Zanesville	157	0	0	0	79	0	0	0
Statewide	15,326	38,747	964	4,579	16,360	148	669	1,946

Municipal Courts
All Civil Cases
2001 - 2005



Section J

County Courts



Butler County Courthouse
Hamilton

County Courts
 Composite Administrative Judge Report For the Entire State
 2005

	Felonies	Misdemeanors	O.V.I.	Other Traffic	Personal Injury and Property Damage	Contracts	F.E.D.	Other Civil	Small Claims	Total
Cases Pending Beginning of Year	436	2,448	418	6,711	162	3,172	1,134	517	1,330	16,328
New Cases Filed	5,531	30,865	7,845	132,969	427	11,946	5,269	2,288	6,879	204,019
Transferred in, Reactivated or Redesignated Cases	874	3,771	199	5,859	4	131	39	6	62	10,945
Total Cases	6,841	37,084	8,462	145,539	593	15,249	6,442	2,811	8,271	231,292
Cases Terminated By:										
Hearing by Judge	1,710	8,540	1,974	21,526	227	6,964	2,235	1,156	3,787	48,119
Hearing by Magistrate	X	26	10	53	15	458	596	23	401	1,582
Transfer (Includes individual judge assignment)	1,385	15,182	5,380	13,391	101	1,491	446	36	128	37,540
Dismissal: Lack of Speedy Trial (CR) or Want of Prosecution (CV)	4	73	35	77	6	190	92	7	132	616
Other Dismissals	1,743	3,113	167	1,569	87	1,953	1,935	335	1,804	12,706
Violations Bureau	X	2,489	X	89,913	X	X	X	X	X	92,402
Unavailability of Accused	1,176	4,436	294	9,705	1	66	14	1	35	15,728
Bankruptcy Stay or Interlocutory Appeal	2	3	4	8	5	226	16	23	71	358
All Other Terminations	264	461	99	1,177	12	244	47	626	448	3,378
Total Terminations	6,284	34,323	7,963	137,419	454	11,592	5,381	2,207	6,806	212,429
Cases Pending End of Year	557	2,761	499	8,120	139	3,657	1,061	604	1,465	18,863
Time Guideline (Months)	1	6	6	6	24	12	12	12	6	
Cases Pending End of Year Beyond Time Guideline	127	108	23	295	4	116	80	42	206	1,001

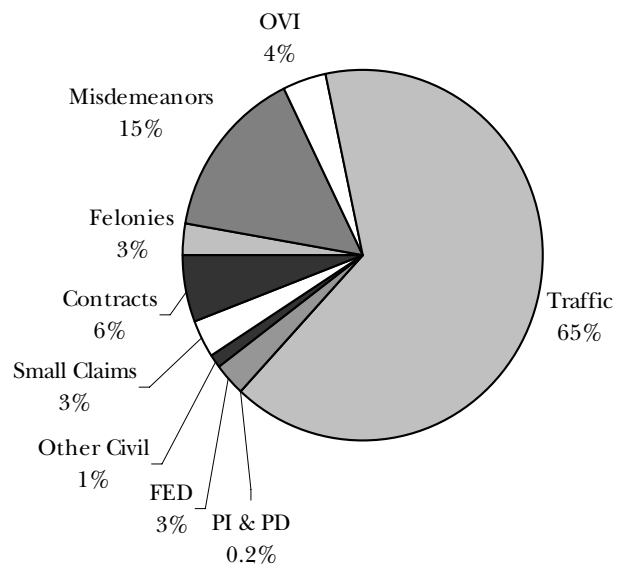
Note: "X" indicates data not applicable

County Courts
Composite Individual Judge Report For the Entire State
2005

	Misdemeanors	O.V.I.	Other Traffic	Personal Injury and Property Damage	Contracts	F.E.D.	Other Civil	Total
Cases Pending Beginning of Year	2,640	1,183	1,942	38	364	60	18	6,245
New Cases Filed	15,050	5,367	13,291	97	1,450	436	37	35,728
Transferred in, Reactivated or Redesignated Cases	1,253	218	1,164	5	73	12	0	2,725
Total Cases	18,943	6,768	16,397	140	1,887	508	55	44,698
Cases Terminated By:								
Jury Trial	185	131	200	1	27	2	3	549
Court Trial	745	243	908	11	213	317	17	2,454
Default	X	X	X	43	755	8	5	811
Guilty or No Contest Plea to Original Charge	4,826	2,745	4,835	X	X	X	X	12,406
Guilty or No Contest Plea to Reduced Charge	3,245	1,604	4,355	X	X	X	X	9,204
Dismissal: Lack of Speedy Trial (CR) or Want of Prosecution (CV)	59	8	53	2	17	6	0	145
Other Dismissals	4,958	423	1,856	38	375	108	7	7,765
Transferred Out	295	84	114	4	36	4	0	537
Referred to Private Judge	X	X	X	1	2	0	0	3
Unavailability of Accused	1,209	206	1,362	0	0	0	0	2,777
Bankruptcy Stay or Interlocutory Appeal	1	0	0	1	51	1	0	54
All Other Terminations	300	62	223	8	78	33	11	715
Total Terminations	15,823	5,506	13,906	109	1,554	479	43	37,420
Cases Pending End of Year	3,120	1,262	2,491	31	333	29	12	7,278
Time Guideline (Months)	6	6	6	24	12	12	12	
Cases Pending End of Year Beyond Time Guideline	164	59	106	0	12	1	1	343

Note: "X" indicates data not applicable

County Courts
New Cases Filed Comparison
2005



**County Courts
Overall Caseloads
2005**

**New Filings, Transfers,
and Reactivations**

Court	Judges	----- Population -----		----- and Reactivations -----			----- Terminations -----			Clearance Rate
		Total	Per Judge	Total	Per Judge	Per 1,000 Population	Total	Per Judge	Per 1,000 Population	
Adams Co. Ct.	1	27,330	27,330	6,170	6,170	226	6,081	6,081	223	99%
Ashtabula Co. Ct. E	1	26,941	26,941	3,820	3,820	142	3,739	3,739	139	98%
Ashtabula Co. Ct. W	1	27,931	27,931	4,891	4,891	175	4,806	4,806	172	98%
Belmont Co. Ct. E	1	18,908	18,908	3,749	3,749	198	3,679	3,679	195	98%
Belmont Co. Ct. N	1	19,399	19,399	3,453	3,453	178	3,418	3,418	176	99%
Belmont Co. Ct. W	1	31,919	31,919	4,391	4,391	138	4,262	4,262	134	97%
Butler Co. Ct. #1	1	32,029	32,029	6,561	6,561	205	6,824	6,824	213	104%
Butler Co. Ct. #2	1	41,957	41,957	8,453	8,453	201	7,762	7,762	185	92%
Butler Co. Ct. #3	1	72,984	72,984	12,010	12,010	165	11,206	11,206	154	93%
Carroll Co. Ct.	1	28,836	28,836	3,526	3,526	122	3,487	3,487	121	99%
Erie Co. Ct.	1	14,897	14,897	9,921	9,921	666	9,854	9,854	661	99%
Fulton Co. Ct. E	1	20,717	20,717	5,650	5,650	273	5,649	5,649	273	100%
Fulton Co. Ct. W	1	21,367	21,367	7,204	7,204	337	7,148	7,148	335	99%
Harrison Co. Ct.	1	15,856	15,856	3,046	3,046	192	3,070	3,070	194	101%
Highland Co. Ct.	1	8,938	8,938	1,469	1,469	164	1,450	1,450	162	99%
Holmes Co. Ct.	1	38,943	38,943	3,829	3,829	98	3,632	3,632	93	95%
Jefferson Co. Ct. #1	1	19,665	19,665	3,126	3,126	159	3,192	3,192	162	102%
Jefferson Co. Ct. #2	1	21,419	21,419	1,929	1,929	90	1,923	1,923	90	100%
Jefferson Co. Ct. #3	1	13,795	13,795	1,764	1,764	128	1,778	1,778	129	101%
Mahoning Co. Ct. #2	1	42,518	42,518	9,121	9,121	215	8,689	8,689	204	95%
Mahoning Co. Ct. #3	1	21,094	21,094	4,063	4,063	193	3,887	3,887	184	96%
Mahoning Co. Ct. #4	1	44,275	44,275	12,221	12,221	276	12,038	12,038	272	99%
Mahoning Co. Ct. #5	1	21,090	21,090	5,411	5,411	257	5,154	5,154	244	95%
Meigs Co. Ct.	1	23,072	23,072	3,786	3,786	164	3,714	3,714	161	98%
Monroe Co. Ct.	1	15,180	15,180	1,648	1,648	109	1,597	1,597	105	97%
Montgomery Co. Ct. #1	3	55,377	18,459	13,801	4,600	249	14,159	4,720	256	103%
Montgomery Co. Ct. #2	2	65,235	32,618	9,956	4,978	153	9,993	4,997	153	100%
Morgan Co. Ct.	1	14,897	14,897	1,052	1,052	71	1,053	1,053	71	100%
Muskingum Co. Ct.	2	58,999	29,500	8,973	4,487	152	8,986	4,493	152	100%
Noble Co. Ct.	1	14,058	14,058	1,778	1,778	126	1,800	1,800	128	101%
Paulding Co. Ct.	1	20,293	20,293	3,147	3,147	155	3,215	3,215	158	102%
Perry Co. Ct.	1	34,078	34,078	4,310	4,310	126	4,316	4,316	127	100%
Pike Co. Ct.	1	27,695	27,695	4,314	4,314	156	4,370	4,370	158	101%
Putnam Co. Ct.	2	34,726	17,363	3,517	1,759	101	3,572	1,786	103	102%
Sandusky Co. Ct. #1	1	14,539	14,539	6,303	6,303	434	6,303	6,303	434	100%
Sandusky Co. Ct. #2	1	12,532	12,532	5,415	5,415	432	5,469	5,469	436	101%
Trumbull Co. Ct. C	1	21,724	21,724	3,021	3,021	139	2,970	2,970	137	98%
Trumbull Co. Ct. E	1	16,969	16,969	1,572	1,572	93	1,524	1,524	90	97%
Tuscarawas Co. Ct.	1	25,533	25,533	3,395	3,395	133	3,358	3,358	132	99%
Vinton Co. Ct.	1	12,806	12,806	2,977	2,977	232	3,041	3,041	237	102%
Warren Co. Ct.	2	53,479	26,740	10,221	5,111	191	10,261	5,131	192	100%
Statewide	47	1,154,000	24,553	214,964	4,574	186	212,429	4,520	184	99%

All population figures based on 2000 U.S. Census

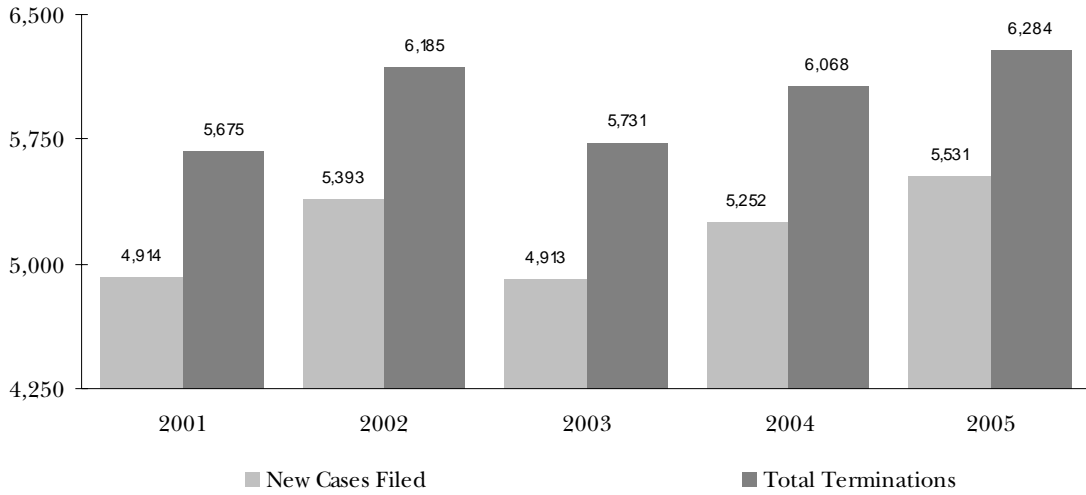
County Courts
Felony Overall Caseloads
2005

Court	Cases Pending January 1	New Filings	Reactivations and Transfers	Total Cases	Total Terminations	Clearance Rate	Cases Pending December 31	Cases Pending Beyond Time Guidelines
Adams Co. Ct.	2	99	7	108	99	93%	9	0
Ashtabula Co. Ct. E	21	201	35	257	230	97%	27	15
Ashtabula Co. Ct. W	21	204	1	226	198	97%	28	7
Belmont Co. Ct. E	13	90	7	110	91	94%	19	13
Belmont Co. Ct. N	4	150	0	154	152	101%	2	0
Belmont Co. Ct. W	2	83	0	85	78	94%	7	1
Butler Co. Ct. #1	36	226	23	285	274	110%	11	0
Butler Co. Ct. #2	41	227	5	273	212	91%	61	0
Butler Co. Ct. #3	26	391	170	587	538	96%	49	0
Carroll Co. Ct.	4	123	2	129	119	95%	10	0
Erie Co. Ct.	12	86	11	109	103	106%	6	0
Fulton Co. Ct. E	3	62	1	66	62	98%	4	2
Fulton Co. Ct. W	0	55	4	59	55	93%	4	0
Harrison Co. Ct.	11	85	7	103	92	100%	11	4
Highland Co. Ct.	7	98	7	112	95	90%	17	0
Holmes Co. Ct.	16	69	1	86	53	76%	33	0
Jefferson Co. Ct. #1	7	71	0	78	71	100%	7	0
Jefferson Co. Ct. #2	6	74	0	80	72	97%	8	0
Jefferson Co. Ct. #3	8	43	0	51	44	102%	7	6
Mahoning Co. Ct. #2	35	493	109	637	593	99%	44	19
Mahoning Co. Ct. #3	14	120	52	186	162	94%	24	17
Mahoning Co. Ct. #4	12	332	119	463	452	100%	11	6
Mahoning Co. Ct. #5	26	145	41	212	205	110%	7	5
Meigs Co. Ct.	11	431	9	451	413	94%	38	2
Monroe Co. Ct.	2	42	6	50	42	88%	8	2
Montgomery Co. Ct. #1	5	193	67	265	261	100%	4	0
Montgomery Co. Ct. #2	1	145	26	172	166	97%	6	0
Morgan Co. Ct.	4	19	1	24	24	120%	0	0
Muskingum Co. Ct.	0	58	1	59	58	98%	1	0
Noble Co. Ct.	6	58	0	64	62	107%	2	0
Paulding Co. Ct.	3	27	11	41	40	105%	1	0
Perry Co. Ct.	2	47	2	51	48	98%	3	0
Pike Co. Ct.	13	171	17	201	187	99%	14	10
Putnam Co. Ct.	3	68	1	72	66	96%	6	6
Sandusky Co. Ct. #1	3	59	9	71	61	90%	10	0
Sandusky Co. Ct. #2	6	41	3	50	42	95%	8	0
Trumbull Co. Ct. C	8	123	8	139	125	95%	14	1
Trumbull Co. Ct. E	9	70	11	90	85	105%	5	1
Tuscarawas Co. Ct.	0	28	0	28	28	100%	0	0
Vinton Co. Ct.	9	94	2	105	102	106%	3	1
Warren Co. Ct.	24	330	98	452	424	99%	28	9
Statewide	436	5,531	874	6,841	6,284	98%	557	127

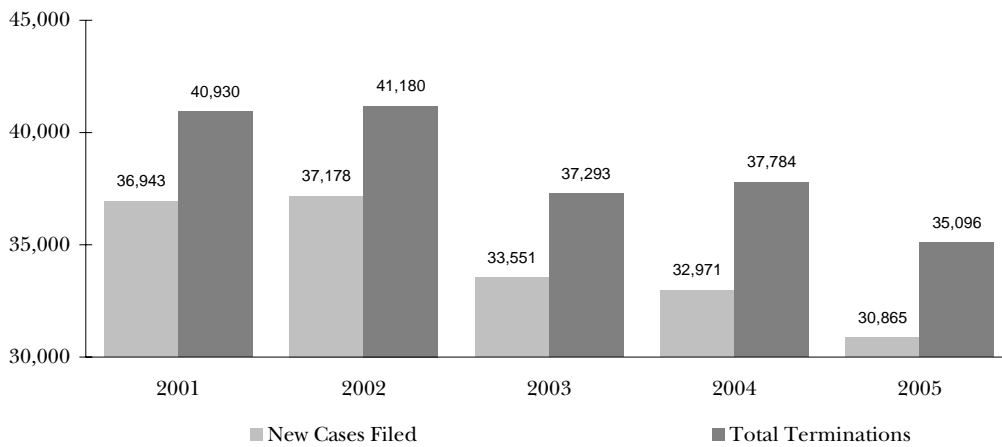
County Courts
Felony Terminations
2005

Court	Preliminary Hearing Bindover	Waiver Preliminary Hearing	Dismissal: Lack of Speedy Trial	Other Dismissals	Unavailability of Accused	Bankruptcy Stay/Interlocutory Appeal	Other Terminations
Adams Co. Ct.	58	0	0	30	7	0	4
Ashtabula Co. Ct. E	71	23	0	85	34	0	17
Ashtabula Co. Ct. W	46	69	0	50	33	0	0
Belmont Co. Ct. E	49	0	0	34	4	0	4
Belmont Co. Ct. N	75	0	0	40	37	0	0
Belmont Co. Ct. W	5	25	0	26	21	0	1
Butler Co. Ct. #1	53	77	0	104	34	0	6
Butler Co. Ct. #2	59	29	0	124	0	0	0
Butler Co. Ct. #3	69	124	0	162	181	0	2
Carroll Co. Ct.	10	0	0	108	1	0	0
Erie Co. Ct.	7	46	0	27	23	0	0
Fulton Co. Ct. E	3	0	0	13	0	0	46
Fulton Co. Ct. W	7	0	0	42	5	0	1
Harrison Co. Ct.	11	12	0	62	7	0	0
Highland Co. Ct.	38	0	0	49	6	0	2
Holmes Co. Ct.	26	0	0	27	0	0	0
Jefferson Co. Ct. #1	35	2	0	29	5	0	0
Jefferson Co. Ct. #2	64	0	1	3	3	0	1
Jefferson Co. Ct. #3	34	0	0	7	2	1	0
Mahoning Co. Ct. #2	34	177	0	208	160	0	14
Mahoning Co. Ct. #3	49	0	0	55	55	0	3
Mahoning Co. Ct. #4	213	4	0	67	129	0	39
Mahoning Co. Ct. #5	73	0	0	63	48	0	21
Meigs Co. Ct.	3	359	0	1	34	0	16
Monroe Co. Ct.	1	1	0	7	5	0	28
Montgomery Co. Ct. #1	12	142	1	33	72	0	1
Montgomery Co. Ct. #2	7	108	0	19	32	0	0
Morgan Co. Ct.	0	11	0	12	1	0	0
Muskingum Co. Ct.	3	54	0	1	0	0	0
Noble Co. Ct.	44	14	2	0	0	0	2
Paulding Co. Ct.	0	22	0	13	1	1	3
Perry Co. Ct.	17	1	0	18	5	0	7
Pike Co. Ct.	101	0	0	61	25	0	0
Putnam Co. Ct.	36	0	0	29	0	0	1
Sandusky Co. Ct. #1	35	6	0	11	5	0	4
Sandusky Co. Ct. #2	19	4	0	14	5	0	0
Trumbull Co. Ct. C	35	51	0	20	19	0	0
Trumbull Co. Ct. E	42	19	0	7	17	0	0
Tuscarawas Co. Ct.	24	0	0	3	1	0	0
Vinton Co. Ct.	22	0	0	36	44	0	0
Warren Co. Ct.	220	5	0	43	115	0	41
Statewide	1,710	1,385	4	1,743	1,176	2	264

**County Courts
Felony Cases
2001 - 2005**



**County Courts
Misdemeanor Cases
2001 - 2005**



County Courts
Misdemeanor Overall Caseloads
2005

Court	Cases Pending January 1	New Filings	Reactivations and Transfers	Total Cases	Total Terminations	Clearance Rate	Cases Pending December 31	Cases Pending Beyond Time Guidelines
Adams Co. Ct.	62	491	118	671	584	96%	87	0
Ashtabula Co. Ct. E	114	510	85	709	597	100%	112	10
Ashtabula Co. Ct. W	151	796	0	947	734	92%	213	0
Belmont Co. Ct. E	125	737	58	920	771	97%	149	23
Belmont Co. Ct. N	56	913	2	971	921	101%	50	0
Belmont Co. Ct. W	67	715	0	782	711	99%	71	0
Butler Co. Ct. #1	432	1,728	194	2,354	2,010	105%	344	0
Butler Co. Ct. #2	280	873	113	1,266	841	85%	425	0
Butler Co. Ct. #3	239	1,180	512	1,931	1,549	92%	382	0
Carroll Co. Ct.	129	873	52	1,054	846	91%	208	3
Erie Co. Ct.	31	378	43	452	428	102%	24	0
Fulton Co. Ct. E	78	485	0	563	494	102%	69	0
Fulton Co. Ct. W	96	612	86	794	656	94%	138	0
Harrison Co. Ct.	117	473	77	667	577	105%	90	11
Highland Co. Ct.	151	649	101	901	716	95%	185	0
Holmes Co. Ct.	111	442	1	554	412	93%	142	0
Jefferson Co. Ct. #1	93	268	1	362	318	118%	44	0
Jefferson Co. Ct. #2	32	221	0	253	193	87%	60	0
Jefferson Co. Ct. #3	38	201	4	243	204	100%	39	7
Mahoning Co. Ct. #2	157	1,462	339	1,958	1,698	94%	260	21
Mahoning Co. Ct. #3	100	541	92	733	605	96%	128	21
Mahoning Co. Ct. #4	116	1,155	198	1,469	1,309	97%	160	4
Mahoning Co. Ct. #5	85	406	136	627	567	105%	60	9
Meigs Co. Ct.	175	740	10	925	675	90%	250	14
Monroe Co. Ct.	65	481	26	572	466	92%	106	13
Montgomery Co. Ct. #1	376	3,036	1,299	4,711	4,257	98%	454	0
Montgomery Co. Ct. #2	196	1,901	295	2,392	2,165	99%	227	0
Morgan Co. Ct.	34	311	14	359	336	103%	23	0
Muskingum Co. Ct.	87	1,102	53	1,242	1,102	95%	140	1
Noble Co. Ct.	26	241	6	273	247	100%	26	0
Paulding Co. Ct.	104	275	244	623	559	108%	64	9
Perry Co. Ct.	88	730	62	880	792	100%	88	2
Pike Co. Ct.	135	650	93	878	749	101%	129	46
Putnam Co. Ct.	103	633	16	752	681	105%	71	7
Sandusky Co. Ct. #1	71	419	28	518	465	104%	53	0
Sandusky Co. Ct. #2	63	283	20	366	295	97%	71	0
Trumbull Co. Ct. C	166	676	77	919	761	101%	158	4
Trumbull Co. Ct. E	92	339	11	442	316	90%	126	19
Tuscarawas Co. Ct.	154	842	4	1,000	860	102%	140	12
Vinton Co. Ct.	39	560	20	619	527	91%	92	16
Warren Co. Ct.	254	1,537	534	2,325	2,102	101%	223	20
Statewide	5,088	30,865	5,024	40,977	35,096	98%	5,881	272

County Courts
Misdemeanor Terminations
2005

Court	Jury Trial	Court Trial	Guilty/No Contest to Original Charge Judge	Guilty/No Contest to Original Charge Magistrate	Guilty/No Contest to Reduced Charge	Dismissal: Lack of Speedy Trial	Other Dismissals	Violations Bureau	Transferred Out	Unavailability of Party	Bankruptcy Stay/Interlocutory	Other Terminations
Adams Co. Ct.	0	13	178	0	45	0	169	66	0	111	0	1
Ashtabula Co. Ct. E	2	1	196	0	80	12	181	37	0	86	0	2
Ashtabula Co. Ct. W	0	0	313	0	82	0	180	73	0	86	0	0
Belmont Co. Ct. E	1	10	288	0	43	0	358	33	0	30	0	8
Belmont Co. Ct. N	59	2	301	1	49	1	272	7	0	216	0	13
Belmont Co. Ct. W	0	10	237	0	26	0	167	131	0	124	0	15
Butler Co. Ct. #1	4	39	518	0	366	0	531	313	65	171	0	3
Butler Co. Ct. #2	13	9	287	0	120	0	292	91	20	5	0	1
Butler Co. Ct. #3	10	23	714	0	136	0	194	77	48	348	0	0
Carroll Co. Ct.	1	0	304	0	81	0	388	35	0	34	0	1
Erie Co. Ct.	0	1	217	0	18	0	61	74	0	57	0	0
Fulton Co. Ct. E	0	4	153	0	61	4	53	13	0	9	0	191
Fulton Co. Ct. W	1	80	352	0	1	0	86	45	0	77	0	2
Harrison Co. Ct.	1	6	144	0	43	0	226	55	0	102	0	0
Highland Co. Ct.	0	7	275	0	50	0	199	57	0	126	1	1
Holmes Co. Ct.	0	110	170	12	49	0	25	41	0	0	0	1
Jefferson Co. Ct. #1	0	0	140	0	22	18	77	29	0	33	0	0
Jefferson Co. Ct. #2	0	0	108	0	14	2	43	13	0	13	0	0
Jefferson Co. Ct. #3	51	0	168	0	13	2	11	15	1	7	2	0
Mahoning Co. Ct. #2	0	4	686	0	154	2	375	10	17	404	0	40
Mahoning Co. Ct. #3	1	197	97	2	0	0	116	57	0	110	0	7
Mahoning Co. Ct. #4	1	0	550	0	57	9	329	52	0	294	0	23
Mahoning Co. Ct. #5	0	0	171	0	113	0	100	0	0	118	0	45
Meigs Co. Ct.	0	0	156	0	27	0	262	54	0	55	0	63
Monroe Co. Ct.	1	10	111	0	23	0	131	91	0	31	0	68
Montgomery Co. Ct. #1	0	27	946	0	618	18	1,125	29	0	1,445	0	39
Montgomery Co. Ct. #2	1	7	925	0	409	2	365	118	1	324	0	13
Morgan Co. Ct.	0	6	139	0	29	0	48	92	1	21	0	0
Muskingum Co. Ct.	5	17	806	0	0	1	47	172	34	19	0	1
Noble Co. Ct.	2	1	119	0	9	38	0	45	0	14	0	10
Paulding Co. Ct.	4	3	179	0	39	1	275	26	1	27	0	3
Perry Co. Ct.	1	2	398	2	43	9	78	119	0	100	0	38
Pike Co. Ct.	0	4	291	0	8	0	212	1	0	101	0	59
Putnam Co. Ct.	5	12	283	0	66	0	240	18	16	34	0	23
Sandusky Co. Ct. #1	0	3	254	0	30	0	55	66	0	47	0	11
Sandusky Co. Ct. #2	2	1	158	0	21	3	61	25	0	25	0	0
Trumbull Co. Ct. C	0	4	321	0	48	0	125	114	0	149	0	0
Trumbull Co. Ct. E	4	1	158	6	39	1	63	4	0	40	0	0
Tuscarawas Co. Ct.	5	23	411	0	97	5	226	63	0	38	0	0
Vinton Co. Ct.	4	68	244	2	0	0	41	69	0	99	0	0
Warren Co. Ct.	6	40	900	1	116	4	284	59	91	515	1	79
Statewide	185	745	13,366	26	3,245	132	8,071	2,489	295	5,645	4	761

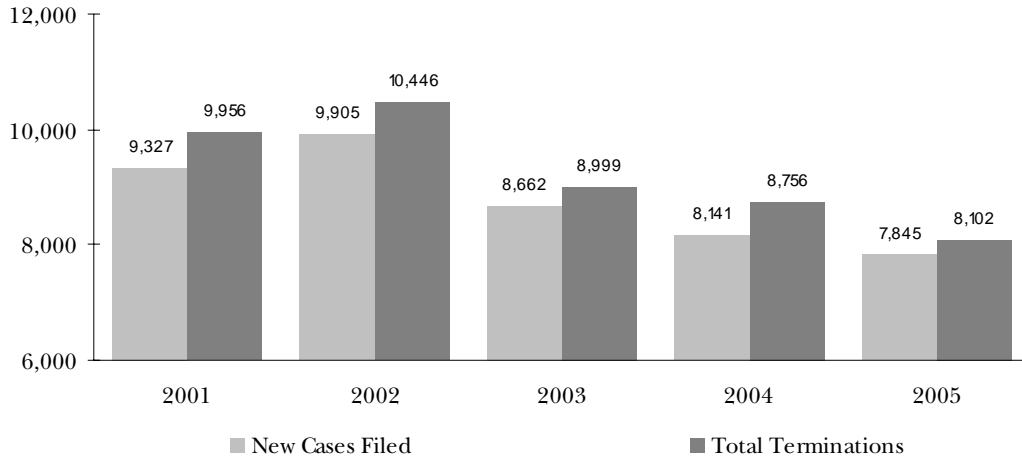
County Courts
O.V.I. Overall Caseloads
2005

Court	Cases Pending January 1	New Filings	Reactivations and Transfers	Total Cases	Total Terminations	Clearance Rate	Cases Pending December 31	Cases Pending Beyond Time Guidelines
Adams Co. Ct.	57	208	16	281	224	100%	57	6
Ashtabula Co. Ct. E	33	151	12	196	149	91%	47	1
Ashtabula Co. Ct. W	48	289	0	337	265	92%	72	0
Belmont Co. Ct. E	25	267	0	292	256	96%	36	2
Belmont Co. Ct. N	26	334	1	361	337	101%	24	0
Belmont Co. Ct. W	25	255	0	280	265	104%	15	0
Butler Co. Ct. #1	57	205	16	278	238	108%	40	0
Butler Co. Ct. #2	77	244	8	329	212	84%	117	0
Butler Co. Ct. #3	109	503	42	654	480	88%	174	0
Carroll Co. Ct.	26	195	5	226	197	99%	29	0
Erie Co. Ct.	28	168	9	205	183	103%	22	0
Fulton Co. Ct. E	47	108	0	155	122	113%	33	0
Fulton Co. Ct. W	8	104	1	113	99	94%	14	0
Harrison Co. Ct.	18	117	6	141	126	102%	15	0
Highland Co. Ct.	15	54	6	75	62	103%	13	0
Holmes Co. Ct.	28	125	1	154	121	96%	33	0
Jefferson Co. Ct. #1	54	193	0	247	217	112%	30	0
Jefferson Co. Ct. #2	27	129	0	156	126	98%	30	0
Jefferson Co. Ct. #3	15	91	2	108	91	98%	17	0
Mahoning Co. Ct. #2	59	329	23	411	265	75%	146	13
Mahoning Co. Ct. #3	34	122	7	163	119	92%	44	4
Mahoning Co. Ct. #4	113	439	29	581	472	101%	109	0
Mahoning Co. Ct. #5	67	216	8	291	250	112%	41	1
Meigs Co. Ct.	21	142	17	180	160	101%	20	4
Monroe Co. Ct.	13	47	2	62	50	102%	12	1
Montgomery Co. Ct. #1	58	179	43	280	239	108%	41	0
Montgomery Co. Ct. #2	39	152	24	215	184	105%	31	0
Morgan Co. Ct.	12	102	2	116	103	99%	13	0
Muskingum Co. Ct.	66	423	25	514	455	102%	59	0
Noble Co. Ct.	15	48	2	65	55	110%	10	0
Paulding Co. Ct.	32	125	2	159	132	104%	27	1
Perry Co. Ct.	24	143	6	173	156	105%	17	3
Pike Co. Ct.	52	249	30	331	297	106%	34	16
Putnam Co. Ct.	18	189	0	207	169	89%	38	1
Sandusky Co. Ct. #1	35	163	5	203	175	104%	28	0
Sandusky Co. Ct. #2	20	116	3	139	109	92%	30	0
Trumbull Co. Ct. C	26	106	4	136	97	88%	39	0
Trumbull Co. Ct. E	32	59	2	93	68	111%	25	1
Tuscarawas Co. Ct.	42	179	0	221	181	101%	40	8
Vinton Co. Ct.	29	119	1	149	116	97%	33	13
Warren Co. Ct.	71	458	57	586	480	93%	106	7
Statewide	1,601	7,845	417	9,863	8,102	98%	1,761	82

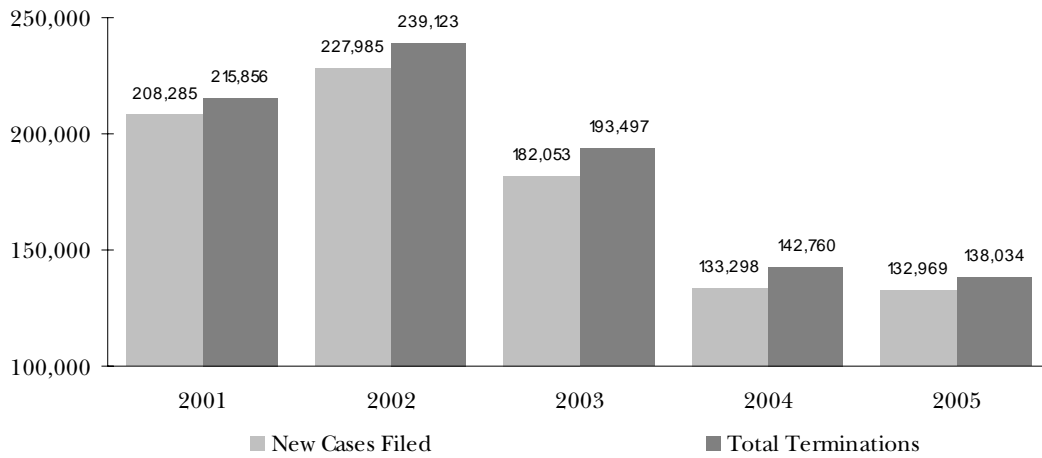
County Courts
O.V.I. Terminations
2005

Court	Jury Trial	Court Trial	Guilty/No Contest to Original Charge Judge	Guilty/No Contest to Original Charge Magistrate	Guilty/No Contest to Reduced Charge	Dismissal: Lack of Speedy Trial	Other Dismissals	Transferred Out	Unavailability of Party	Bankruptcy Stay/Interlocutory Appeal	Other Terminations
Adams Co. Ct.	2	1	89	0	100	0	12	0	20	0	0
Ashtabula Co. Ct. E	0	0	83	0	32	2	9	0	23	0	0
Ashtabula Co. Ct. W	0	1	165	0	60	0	12	0	27	0	0
Belmont Co. Ct. E	0	2	115	0	97	0	19	0	1	0	22
Belmont Co. Ct. N	104	0	188	0	18	1	10	0	14	0	2
Belmont Co. Ct. W	1	2	199	0	12	0	19	0	10	0	21
Butler Co. Ct. #1	1	1	122	0	78	0	10	12	13	0	1
Butler Co. Ct. #2	1	2	137	0	63	0	6	3	0	0	0
Butler Co. Ct. #3	4	0	331	0	59	0	13	12	60	0	1
Carroll Co. Ct.	0	0	151	0	24	0	17	0	5	0	0
Erie Co. Ct.	1	2	134	0	5	0	24	0	17	0	0
Fulton Co. Ct. E	0	3	57	0	25	0	1	0	1	0	35
Fulton Co. Ct. W	0	43	46	0	0	0	6	0	3	0	1
Harrison Co. Ct.	0	1	70	0	33	0	18	0	4	0	0
Highland Co. Ct.	0	0	37	0	13	0	6	0	6	0	0
Holmes Co. Ct.	0	76	36	9	0	0	0	0	0	0	1
Jefferson Co. Ct. #1	0	0	103	0	50	17	43	0	3	0	2
Jefferson Co. Ct. #2	0	0	56	0	53	0	10	4	3	0	0
Jefferson Co. Ct. #3	5	0	84	0	32	2	11	3	1	4	0
Mahoning Co. Ct. #2	2	0	108	0	94	3	20	0	23	0	8
Mahoning Co. Ct. #3	0	72	6	0	15	0	6	0	8	0	3
Mahoning Co. Ct. #4	0	0	229	0	168	4	26	0	31	0	12
Mahoning Co. Ct. #5	1	0	100	0	106	0	10	0	11	0	12
Meigs Co. Ct.	0	0	46	0	32	0	27	0	20	0	9
Monroe Co. Ct.	1	0	36	0	9	0	3	0	0	0	1
Montgomery Co. Ct. #1	0	0	117	0	49	0	28	0	39	0	3
Montgomery Co. Ct. #2	0	0	127	0	30	0	10	0	17	0	0
Morgan Co. Ct.	0	0	71	0	10	0	20	0	2	0	0
Muskingum Co. Ct.	1	2	417	0	0	1	6	21	7	0	0
Noble Co. Ct.	0	0	42	0	6	5	0	0	7	0	5
Paulding Co. Ct.	0	0	100	0	20	0	7	0	5	0	0
Perry Co. Ct.	1	0	137	0	2	1	7	0	7	0	1
Pike Co. Ct.	1	0	147	0	19	1	70	0	21	0	9
Putnam Co. Ct.	0	2	80	0	67	0	19	4	1	0	0
Sandusky Co. Ct. #1	0	0	138	0	24	0	3	0	8	0	2
Sandusky Co. Ct. #2	1	0	77	0	21	0	4	0	6	0	0
Trumbull Co. Ct. C	0	0	52	0	31	0	10	0	4	0	0
Trumbull Co. Ct. E	1	0	35	0	17	0	3	0	10	0	0
Tuscarawas Co. Ct.	0	0	106	1	27	3	38	0	7	0	1
Vinton Co. Ct.	1	33	54	0	0	1	17	0	5	0	5
Warren Co. Ct.	2	0	291	0	103	2	10	25	50	0	4
Statewide	131	243	4,719	10	1,604	43	590	84	500	4	161

**County Courts
O.V.I. Cases
2001 - 2005**



**County Courts
Other Traffic Cases
2001 - 2005**



County Courts
Other Traffic Overall Caseloads
2005

Court	Cases Pending January 1	New Filings	Reactivations and Transfers	Total Cases	Total Terminations	Clearance Rate	Cases Pending December 31	Cases Pending Beyond Time Guidelines
Adams Co. Ct.	188	4,501	243	4,932	4,709	99%	223	4
Ashtabula Co. Ct. E	118	2,167	222	2,507	2,308	97%	199	2
Ashtabula Co. Ct. W	175	2,877	6	3,058	2,752	95%	306	0
Belmont Co. Ct. E	107	2,032	0	2,139	1,971	97%	168	10
Belmont Co. Ct. N	71	1,331	1	1,403	1,347	101%	56	0
Belmont Co. Ct. W	285	2,771	0	3,056	2,711	98%	345	2
Butler Co. Ct. #1	339	3,531	147	4,017	3,745	102%	272	0
Butler Co. Ct. #2	880	5,966	192	7,038	5,795	94%	1,243	0
Butler Co. Ct. #3	493	7,071	454	8,018	7,132	95%	886	0
Carroll Co. Ct.	85	1,680	13	1,778	1,681	99%	97	2
Erie Co. Ct.	330	8,281	763	9,374	8,928	99%	446	0
Fulton Co. Ct. E	261	4,203	4	4,468	4,205	100%	263	5
Fulton Co. Ct. W	251	4,950	292	5,493	5,182	99%	311	0
Harrison Co. Ct.	71	1,896	160	2,127	2,065	100%	62	5
Highland Co. Ct.	44	350	12	406	354	98%	52	0
Holmes Co. Ct.	125	2,357	2	2,484	2,311	98%	173	0
Jefferson Co. Ct. #1	162	2,261	17	2,440	2,307	101%	133	0
Jefferson Co. Ct. #2	66	1,119	0	1,185	1,141	102%	44	0
Jefferson Co. Ct. #3	108	1,161	14	1,283	1,195	102%	88	29
Mahoning Co. Ct. #2	270	5,082	235	5,587	4,763	90%	824	131
Mahoning Co. Ct. #3	149	2,815	95	3,059	2,826	97%	233	26
Mahoning Co. Ct. #4	575	8,058	541	9,174	8,474	99%	700	22
Mahoning Co. Ct. #5	205	3,792	218	4,215	3,896	97%	319	11
Meigs Co. Ct.	237	2,018	8	2,263	2,068	102%	195	0
Monroe Co. Ct.	47	734	27	808	768	101%	40	5
Montgomery Co. Ct. #1	657	6,907	1,113	8,677	8,216	102%	461	0
Montgomery Co. Ct. #2	259	5,535	388	6,182	5,809	98%	373	0
Morgan Co. Ct.	10	403	7	420	395	96%	25	0
Muskingum Co. Ct.	283	6,447	39	6,769	6,501	100%	268	1
Noble Co. Ct.	91	1,282	13	1,386	1,304	101%	82	0
Paulding Co. Ct.	94	1,983	55	2,132	2,064	101%	68	4
Perry Co. Ct.	125	2,312	134	2,571	2,474	101%	97	5
Pike Co. Ct.	143	2,307	119	2,569	2,330	96%	239	90
Putnam Co. Ct.	98	1,952	4	2,054	1,958	100%	96	5
Sandusky Co. Ct. #1	316	4,926	275	5,517	5,204	100%	313	0
Sandusky Co. Ct. #2	382	4,598	149	5,129	4,822	102%	307	0
Trumbull Co. Ct. C	64	1,641	60	1,765	1,651	97%	114	0
Trumbull Co. Ct. E	64	605	18	687	600	96%	87	8
Tuscarawas Co. Ct.	96	1,686	2	1,784	1,676	99%	108	12
Vinton Co. Ct.	91	1,900	8	1,999	1,904	100%	95	19
Warren Co. Ct.	238	5,481	973	6,692	6,492	101%	200	3
Statewide	8,653	132,969	7,023	148,645	138,034	99%	10,611	401

County Courts
Other Traffic Terminations
2005

Court	Jury Trial	Court Trial	Guilty/No Contest to Original Charge Judge	Guilty/No Contest to Original Charge Magistrate	Guilty/No Contest to Reduced Charge	Dismissal: Lack of Speedy Trial	Other Dismissals	Violations Bureau	Transferred Out	Unavailability of Party	Bankruptcy Stay/Interlocutory Appeal	Other Terminations
Adams Co. Ct.	0	1	529	0	91	4	168	3,618	0	297	0	0
Ashtabula Co. Ct. E	2	11	247	2	114	9	72	1,612	0	237	0	2
Ashtabula Co. Ct. W	0	0	667	0	68	0	97	1,750	0	170	0	0
Belmont Co. Ct. E	0	19	210	0	70	0	61	1,514	0	89	0	9
Belmont Co. Ct. N	68	0	289	0	34	4	53	789	0	108	0	2
Belmont Co. Ct. W	0	18	216	0	24	0	40	2,207	0	199	0	7
Butler Co. Ct. #1	3	38	818	0	198	0	183	2,224	12	268	0	1
Butler Co. Ct. #2	11	18	804	1	327	0	117	4,262	6	243	0	2
Butler Co. Ct. #3	7	36	1,486	1	259	0	112	4,474	14	741	0	2
Carroll Co. Ct.	0	2	590	0	40	0	46	978	0	24	0	1
Erie Co. Ct.	2	22	714	0	10	0	63	7,139	0	978	0	0
Fulton Co. Ct. E	0	10	645	0	195	2	28	2,655	0	498	0	156
Fulton Co. Ct. W	1	99	438	0	0	0	76	4,199	0	349	0	21
Harrison Co. Ct.	0	3	182	0	105	0	64	1,543	0	168	0	0
Highland Co. Ct.	0	5	161	0	11	0	26	139	0	10	0	2
Holmes Co. Ct.	0	80	280	13	6	0	7	1,924	0	0	0	0
Jefferson Co. Ct. #1	0	0	620	0	14	12	93	1,426	0	140	0	2
Jefferson Co. Ct. #2	0	0	291	0	17	4	48	724	1	52	0	4
Jefferson Co. Ct. #3	19	0	394	0	26	7	13	747	2	42	7	2
Mahoning Co. Ct. #2	41	3	1,290	0	471	8	177	2,152	4	285	0	324
Mahoning Co. Ct. #3	1	336	483	2	1	1	34	1,778	0	76	0	103
Mahoning Co. Ct. #4	10	0	1,412	0	450	24	153	5,660	0	204	0	548
Mahoning Co. Ct. #5	0	1	511	0	227	0	109	2,653	0	336	0	16
Meigs Co. Ct.	0	0	282	0	46	2	41	1,509	0	140	0	32
Monroe Co. Ct.	0	6	71	0	5	1	5	642	0	37	0	1
Montgomery Co. Ct. #1	1	8	2,295	2	587	12	593	2,879	0	1,785	0	43
Montgomery Co. Ct. #2	2	17	2,148	0	157	0	260	2,511	0	665	0	46
Morgan Co. Ct.	0	0	119	0	13	0	31	221	0	16	0	0
Muskingum Co. Ct.	0	25	705	0	0	2	18	5,701	18	25	0	6
Noble Co. Ct.	0	0	94	0	7	9	2	1,089	0	64	0	32
Paulding Co. Ct.	0	4	142	0	19	0	46	1,785	0	67	0	1
Perry Co. Ct.	1	7	341	0	11	1	25	1,930	0	154	0	4
Pike Co. Ct.	2	0	1,007	0	18	0	107	966	0	169	0	9
Putnam Co. Ct.	4	14	466	0	51	3	152	1,239	12	26	0	3
Sandusky Co. Ct. #1	1	5	359	0	119	0	28	4,157	0	533	0	2
Sandusky Co. Ct. #2	2	8	369	0	222	8	46	3,797	0	367	0	0
Trumbull Co. Ct. C	0	0	318	0	73	1	32	1,125	0	102	0	0
Trumbull Co. Ct. E	3	4	249	30	23	1	21	210	0	58	0	0
Tuscarawas Co. Ct.	1	0	323	0	52	1	70	1,179	0	49	0	1
Vinton Co. Ct.	7	63	375	2	0	1	37	1,243	0	176	0	0
Warren Co. Ct.	11	45	3,421	0	194	13	71	1,563	45	1,120	1	16
Statewide	200	908	26,361	53	4,355	130	3,425	89,913	114	11,067	8	1,400

County Courts
Personal Injury and Property Damage Overall Caseloads
2005

Court	Cases Pending January 1	New Filings	Reactivations and Transfers	Total Cases	Total Terminations	Clearance Rate	Cases Pending December 31	Cases Pending Beyond Time Guidelines
Adams Co. Ct.	15	15	0	30	20	133%	10	0
Ashtabula Co. Ct. E	4	9	0	13	10	111%	3	0
Ashtabula Co. Ct. W	0	0	0	0	0	-	0	0
Belmont Co. Ct. E	5	10	0	15	11	110%	4	0
Belmont Co. Ct. N	4	16	0	20	14	88%	6	0
Belmont Co. Ct. W	4	14	0	18	16	114%	2	0
Butler Co. Ct. #1	8	7	0	15	14	200%	1	0
Butler Co. Ct. #2	7	15	0	22	18	120%	4	0
Butler Co. Ct. #3	28	46	0	74	46	100%	28	0
Carroll Co. Ct.	0	0	0	0	0	-	0	0
Erie Co. Ct.	1	8	0	9	7	88%	2	0
Fulton Co. Ct. E	1	2	0	3	3	150%	0	0
Fulton Co. Ct. W	0	0	0	0	0	-	0	0
Harrison Co. Ct.	0	5	0	5	4	80%	1	0
Highland Co. Ct.	1	8	0	9	7	88%	2	0
Holmes Co. Ct.	0	0	0	0	0	-	0	0
Jefferson Co. Ct. #1	0	0	0	0	0	-	0	0
Jefferson Co. Ct. #2	0	0	0	0	0	-	0	0
Jefferson Co. Ct. #3	0	0	0	0	0	-	0	0
Mahoning Co. Ct. #2	21	55	0	76	56	102%	20	0
Mahoning Co. Ct. #3	0	0	0	0	0	-	0	0
Mahoning Co. Ct. #4	11	8	3	22	19	173%	3	0
Mahoning Co. Ct. #5	3	14	1	18	9	60%	9	0
Meigs Co. Ct.	7	16	1	24	15	88%	9	0
Monroe Co. Ct.	0	0	0	0	0	-	0	0
Montgomery Co. Ct. #1	12	50	0	62	50	100%	12	0
Montgomery Co. Ct. #2	19	41	1	61	42	100%	19	0
Morgan Co. Ct.	0	4	0	4	2	50%	2	0
Muskingum Co. Ct.	0	0	0	0	0	-	0	0
Noble Co. Ct.	1	7	0	8	7	100%	1	0
Paulding Co. Ct.	1	1	0	2	1	100%	1	0
Perry Co. Ct.	3	21	0	24	21	100%	3	0
Pike Co. Ct.	16	16	1	33	24	141%	9	4
Putnam Co. Ct.	0	0	0	0	0	-	0	0
Sandusky Co. Ct. #1	1	3	0	4	1	33%	3	0
Sandusky Co. Ct. #2	4	2	0	6	5	250%	1	0
Trumbull Co. Ct. C	10	11	0	21	14	127%	7	0
Trumbull Co. Ct. E	4	7	0	11	9	129%	2	0
Tuscarawas Co. Ct.	0	0	0	0	0	-	0	0
Vinton Co. Ct.	0	0	0	0	0	-	0	0
Warren Co. Ct.	9	16	2	27	21	117%	6	0
Statewide	200	427	9	636	466	107%	170	4

County Courts
Personal Injury and Property Damage Terminations
2005

Court	Jury Trial	Court Trial	Default Hearing by Judge	Default Hearing by Magistrate	Dismissal: Want of Prosecution	Other Dismissals	Transferred Out	Private Judge	Unavailability of Party	Bankruptcy Stay/Interlocutory Appeal	Other Terminations
Adams Co. Ct.	0	0	16	0	3	0	0	0	0	0	1
Ashtabula Co. Ct. E	0	0	6	0	1	3	0	0	0	0	0
Ashtabula Co. Ct. W	0	0	0	0	0	0	0	0	0	0	0
Belmont Co. Ct. E	0	0	6	0	0	5	0	0	0	0	0
Belmont Co. Ct. N	0	0	10	0	0	2	0	0	0	1	1
Belmont Co. Ct. W	0	0	12	0	0	4	0	0	0	0	0
Butler Co. Ct. #1	0	1	9	0	0	4	0	0	0	0	0
Butler Co. Ct. #2	0	0	10	2	0	5	1	0	0	0	0
Butler Co. Ct. #3	0	1	28	0	0	14	0	0	0	1	2
Carroll Co. Ct.	0	0	0	0	0	0	0	0	0	0	0
Erie Co. Ct.	0	0	5	0	0	2	0	0	0	0	0
Fulton Co. Ct. E	0	0	0	0	0	0	0	0	0	0	3
Fulton Co. Ct. W	0	0	0	0	0	0	0	0	0	0	0
Harrison Co. Ct.	0	1	3	0	0	0	0	0	0	0	0
Highland Co. Ct.	0	0	5	0	0	2	0	0	0	0	0
Holmes Co. Ct.	0	0	0	0	0	0	0	0	0	0	0
Jefferson Co. Ct. #1	0	0	0	0	0	0	0	0	0	0	0
Jefferson Co. Ct. #2	0	0	0	0	0	0	0	0	0	0	0
Jefferson Co. Ct. #3	0	0	0	0	0	0	0	0	0	0	0
Mahoning Co. Ct. #2	0	1	31	0	0	15	0	0	1	1	5
Mahoning Co. Ct. #3	0	0	0	0	0	0	0	0	0	0	0
Mahoning Co. Ct. #4	1	1	6	0	1	6	0	0	0	0	3
Mahoning Co. Ct. #5	0	0	4	0	0	5	0	0	0	0	0
Meigs Co. Ct.	0	0	2	0	0	13	0	0	0	0	0
Monroe Co. Ct.	0	0	0	0	0	0	0	0	0	0	0
Montgomery Co. Ct. #1	0	2	36	0	0	12	0	0	0	0	0
Montgomery Co. Ct. #2	0	1	29	0	1	7	0	0	0	3	0
Morgan Co. Ct.	0	0	2	0	0	0	0	0	0	0	0
Muskingum Co. Ct.	0	0	0	0	0	0	0	0	0	0	0
Noble Co. Ct.	0	1	5	0	0	0	0	0	0	0	1
Paulding Co. Ct.	0	0	1	0	0	0	0	0	0	0	0
Perry Co. Ct.	0	0	16	0	1	1	1	1	0	0	1
Pike Co. Ct.	0	0	14	0	0	10	0	0	0	0	0
Putnam Co. Ct.	0	0	0	0	0	0	0	0	0	0	0
Sandusky Co. Ct. #1	0	0	1	0	0	0	0	0	0	0	0
Sandusky Co. Ct. #2	0	0	2	0	0	3	0	0	0	0	0
Trumbull Co. Ct. C	0	1	5	0	1	7	0	0	0	0	0
Trumbull Co. Ct. E	0	0	6	0	0	3	0	0	0	0	0
Tuscarawas Co. Ct.	0	0	0	0	0	0	0	0	0	0	0
Vinton Co. Ct.	0	0	0	0	0	0	0	0	0	0	0
Warren Co. Ct.	0	1	0	13	0	2	2	0	0	0	3
Statewide	1	11	270	15	8	125	4	1	1	6	20

County Courts
Contracts Overall Caseloads
2005

Court	Cases Pending January 1	New Filings	Reactivations and Transfers	Total Cases	Total Terminations	Clearance Rate	Cases Pending December 31	Cases Pending Beyond Time Guidelines
Adams Co. Ct.	87	375	0	462	340	91%	122	2
Ashtabula Co. Ct. E	129	287	2	418	331	115%	87	0
Ashtabula Co. Ct. W	211	403	0	614	421	104%	193	2
Belmont Co. Ct. E	53	238	0	291	219	92%	72	6
Belmont Co. Ct. N	49	263	0	312	250	95%	62	0
Belmont Co. Ct. W	46	377	0	423	342	91%	81	1
Butler Co. Ct. #1	97	200	3	300	230	113%	70	0
Butler Co. Ct. #2	57	234	2	293	145	61%	148	0
Butler Co. Ct. #3	223	572	16	811	519	88%	292	0
Carroll Co. Ct.	0	3	0	3	3	100%	0	0
Erie Co. Ct.	23	106	0	129	112	106%	17	0
Fulton Co. Ct. E	3	160	0	163	138	86%	25	0
Fulton Co. Ct. W	0	0	0	0	0	-	0	0
Harrison Co. Ct.	30	158	0	188	152	96%	36	0
Highland Co. Ct.	41	85	10	136	100	105%	36	0
Holmes Co. Ct.	26	262	0	288	209	80%	79	0
Jefferson Co. Ct. #1	70	192	0	262	175	91%	87	0
Jefferson Co. Ct. #2	60	236	0	296	193	82%	103	0
Jefferson Co. Ct. #3	52	151	0	203	148	98%	55	5
Mahoning Co. Ct. #2	171	593	17	781	601	99%	180	5
Mahoning Co. Ct. #3	66	168	4	238	152	88%	86	17
Mahoning Co. Ct. #4	241	732	52	1,025	772	98%	253	19
Mahoning Co. Ct. #5	115	300	5	420	248	81%	172	22
Meigs Co. Ct.	66	214	0	280	215	100%	65	2
Monroe Co. Ct.	0	0	0	0	0	-	0	0
Montgomery Co. Ct. #1	248	675	29	952	760	108%	192	0
Montgomery Co. Ct. #2	241	691	25	957	734	103%	223	0
Morgan Co. Ct.	35	123	3	161	136	108%	25	0
Muskingum Co. Ct.	211	695	13	919	738	104%	181	1
Noble Co. Ct.	46	84	2	132	103	120%	29	0
Paulding Co. Ct.	15	48	0	63	46	96%	17	0
Perry Co. Ct.	69	496	0	565	462	93%	103	0
Pike Co. Ct.	232	512	2	746	537	104%	209	41
Putnam Co. Ct.	68	461	0	529	444	96%	85	0
Sandusky Co. Ct. #1	43	240	0	283	242	101%	41	0
Sandusky Co. Ct. #2	40	171	0	211	147	86%	64	0
Trumbull Co. Ct. C	60	204	1	265	202	99%	63	1
Trumbull Co. Ct. E	55	221	1	277	210	95%	67	0
Tuscarawas Co. Ct.	63	338	0	401	301	89%	100	3
Vinton Co. Ct.	0	0	0	0	0	-	0	0
Warren Co. Ct.	194	678	17	889	619	89%	270	1
Statewide	3,536	11,946	204	15,686	11,696	96%	3,990	128

County Courts
Contracts Terminations
2005

Court	Jury Trial	Court Trial	Default Hearing by Judge	Default Hearing by Magistrate	Dismissal: Want of Prosecution	Other Dismissals	Transferred Out	Private Judge	Unavailability of Party	Bankruptcy Stay/Interlocutory Appeal	Other Terminations
Adams Co. Ct.	0	0	247	0	78	0	0	0	0	10	5
Ashtabula Co. Ct. E	2	17	225	1	20	45	1	0	0	18	2
Ashtabula Co. Ct. W	0	2	296	0	16	84	0	0	4	16	0
Belmont Co. Ct. E	0	0	171	0	0	39	0	0	0	0	9
Belmont Co. Ct. N	1	0	185	0	0	47	0	0	1	14	2
Belmont Co. Ct. W	0	0	260	0	0	60	0	0	0	13	9
Butler Co. Ct. #1	4	9	150	1	0	62	1	0	1	0	2
Butler Co. Ct. #2	0	1	80	10	1	47	0	0	0	2	4
Butler Co. Ct. #3	0	4	321	16	0	156	2	0	0	8	12
Carroll Co. Ct.	0	0	2	0	0	1	0	0	0	0	0
Erie Co. Ct.	0	1	84	0	0	22	0	0	0	5	0
Fulton Co. Ct. E	0	0	0	0	0	28	0	0	0	0	110
Fulton Co. Ct. W	0	0	0	0	0	0	0	0	0	0	0
Harrison Co. Ct.	0	1	114	0	0	28	0	0	0	8	1
Highland Co. Ct.	0	5	53	0	0	36	0	0	0	6	0
Holmes Co. Ct.	0	1	167	0	0	42	0	0	0	0	0
Jefferson Co. Ct. #1	0	0	157	0	0	15	0	0	0	3	0
Jefferson Co. Ct. #2	0	0	25	0	0	167	0	0	1	0	0
Jefferson Co. Ct. #3	0	0	81	0	0	6	0	0	22	9	0
Mahoning Co. Ct. #2	1	27	412	2	0	110	0	1	11	13	20
Mahoning Co. Ct. #3	0	0	111	0	0	31	0	0	1	2	3
Mahoning Co. Ct. #4	11	17	520	8	0	121	1	0	23	32	20
Mahoning Co. Ct. #5	0	22	137	0	0	69	0	0	0	8	7
Meigs Co. Ct.	0	0	48	0	2	156	0	0	0	6	3
Monroe Co. Ct.	0	0	0	0	0	0	0	0	0	0	0
Montgomery Co. Ct. #1	0	33	549	0	2	155	1	0	0	14	7
Montgomery Co. Ct. #2	1	22	529	0	14	125	1	0	0	31	9
Morgan Co. Ct.	0	0	92	0	4	38	0	0	0	1	1
Muskingum Co. Ct.	0	1	643	0	17	66	11	0	0	0	0
Noble Co. Ct.	0	1	65	0	2	13	0	0	0	2	19
Paulding Co. Ct.	0	0	34	0	0	10	0	0	0	2	0
Perry Co. Ct.	0	3	362	0	40	26	1	1	0	16	13
Pike Co. Ct.	0	0	414	0	0	96	0	0	0	20	7
Putnam Co. Ct.	1	0	330	0	0	79	2	0	0	0	34
Sandusky Co. Ct. #1	1	4	194	0	0	38	0	0	1	2	2
Sandusky Co. Ct. #2	0	1	119	0	0	25	0	0	0	2	0
Trumbull Co. Ct. C	0	6	140	0	5	40	0	0	0	11	0
Trumbull Co. Ct. E	3	7	146	0	3	42	5	0	1	3	0
Tuscarawas Co. Ct.	0	0	241	0	0	57	0	0	0	0	3
Vinton Co. Ct.	0	0	0	0	0	0	0	0	0	0	0
Warren Co. Ct.	2	28	15	420	3	146	10	0	0	0	18
Statewide	27	213	7,719	458	207	2,328	36	2	66	277	322

County Courts
F.E.D. Overall Caseloads
2005

Court	Cases Pending January 1	New Filings	Reactivations and Transfers	Total Cases	Total Terminations	Clearance Rate	Cases Pending December 31	Cases Pending Beyond Time Guidelines
Adams Co. Ct.	17	99	0	116	105	106%	11	0
Ashtabula Co. Ct. E	10	52	0	62	50	96%	12	1
Ashtabula Co. Ct. W	65	181	0	246	201	111%	45	0
Belmont Co. Ct. E	10	75	0	85	80	107%	5	0
Belmont Co. Ct. N	18	80	0	98	90	113%	8	0
Belmont Co. Ct. W	1	33	0	34	28	85%	6	0
Butler Co. Ct. #1	29	90	2	121	109	118%	12	0
Butler Co. Ct. #2	58	459	0	517	418	91%	99	0
Butler Co. Ct. #3	125	810	3	938	765	94%	173	0
Carroll Co. Ct.	8	48	1	57	49	100%	8	0
Erie Co. Ct.	2	22	0	24	24	109%	0	0
Fulton Co. Ct. E	10	56	0	66	47	84%	19	0
Fulton Co. Ct. W	6	81	0	87	78	96%	9	0
Harrison Co. Ct.	6	37	0	43	40	108%	3	0
Highland Co. Ct.	5	67	1	73	62	91%	11	0
Holmes Co. Ct.	1	34	0	35	30	88%	5	0
Jefferson Co. Ct. #1	25	35	0	60	35	100%	25	0
Jefferson Co. Ct. #2	5	37	0	42	40	108%	2	0
Jefferson Co. Ct. #3	4	16	0	20	17	106%	3	0
Mahoning Co. Ct. #2	33	198	3	234	199	99%	35	0
Mahoning Co. Ct. #3	6	40	3	49	28	65%	21	2
Mahoning Co. Ct. #4	111	440	7	558	384	86%	174	22
Mahoning Co. Ct. #5	5	21	0	26	16	76%	10	0
Meigs Co. Ct.	12	67	0	79	68	101%	11	1
Monroe Co. Ct.	0	0	0	0	0	-	0	0
Montgomery Co. Ct. #1	182	626	25	833	746	115%	87	0
Montgomery Co. Ct. #2	18	490	4	512	483	98%	29	0
Morgan Co. Ct.	7	30	0	37	30	100%	7	0
Muskingum Co. Ct.	9	117	0	126	111	95%	15	0
Noble Co. Ct.	5	6	1	12	11	157%	1	0
Paulding Co. Ct.	5	26	0	31	26	100%	5	0
Perry Co. Ct.	36	180	0	216	196	109%	20	0
Pike Co. Ct.	275	100	0	375	254	254%	121	55
Putnam Co. Ct.	4	34	0	38	36	106%	2	0
Sandusky Co. Ct. #1	4	58	0	62	51	88%	11	0
Sandusky Co. Ct. #2	3	22	0	25	17	77%	8	0
Trumbull Co. Ct. C	21	46	0	67	51	111%	16	0
Trumbull Co. Ct. E	11	39	0	50	43	110%	7	0
Tuscarawas Co. Ct.	21	195	0	216	196	101%	20	0
Vinton Co. Ct.	2	41	1	44	39	93%	5	0
Warren Co. Ct.	19	181	0	200	171	94%	29	0
Statewide	1,194	5,269	51	6,514	5,424	102%	1,090	81

County Courts
F.E.D. Terminations
2005

Court	Jury Trial	Court Trial	Default Hearing by Judge	Default Hearing by Magistrate	Dismissal: Want of Prosecution	Other Dismissals	Transferred Out	Private Judge	Unavailability of Party	Bankruptcy Stay/Interlocutory Appeal	Other Terminations
Adams Co. Ct.	0	0	62	0	43	0	0	0	0	0	0
Ashtabula Co. Ct. E	0	0	28	0	3	18	1	0	0	0	0
Ashtabula Co. Ct. W	0	0	133	0	5	63	0	0	0	0	0
Belmont Co. Ct. E	0	0	51	0	0	28	0	0	0	0	1
Belmont Co. Ct. N	0	0	72	0	0	15	0	0	1	0	2
Belmont Co. Ct. W	0	0	19	0	0	6	0	0	0	1	2
Butler Co. Ct. #1	0	0	2	79	0	28	0	0	0	0	0
Butler Co. Ct. #2	0	0	12	83	0	323	0	0	0	0	0
Butler Co. Ct. #3	0	0	10	275	0	475	3	0	0	2	0
Carroll Co. Ct.	0	0	31	0	0	18	0	0	0	0	0
Erie Co. Ct.	0	0	13	0	0	11	0	0	0	0	0
Fulton Co. Ct. E	0	0	0	0	0	27	0	0	0	0	20
Fulton Co. Ct. W	0	0	53	0	0	25	0	0	0	0	0
Harrison Co. Ct.	0	1	23	0	0	16	0	0	0	0	0
Highland Co. Ct.	0	0	48	0	0	14	0	0	0	0	0
Holmes Co. Ct.	0	1	20	0	0	10	0	0	0	0	0
Jefferson Co. Ct. #1	0	0	30	0	0	3	0	0	1	0	1
Jefferson Co. Ct. #2	0	0	31	0	0	8	0	0	0	0	0
Jefferson Co. Ct. #3	0	0	10	0	0	1	0	0	5	0	0
Mahoning Co. Ct. #2	0	1	121	11	0	62	0	0	2	1	1
Mahoning Co. Ct. #3	0	0	19	0	0	9	0	0	0	0	0
Mahoning Co. Ct. #4	0	2	139	11	0	217	0	0	5	6	4
Mahoning Co. Ct. #5	0	0	9	0	0	5	0	0	0	0	2
Meigs Co. Ct.	0	0	44	0	0	20	0	0	0	0	4
Monroe Co. Ct.	0	0	0	0	0	0	0	0	0	0	0
Montgomery Co. Ct. #1	0	281	266	0	9	173	0	0	0	1	2
Montgomery Co. Ct. #2	1	8	343	0	0	128	0	0	0	2	1
Morgan Co. Ct.	0	14	6	0	1	9	0	0	0	0	0
Muskingum Co. Ct.	0	0	108	0	2	1	0	0	0	0	0
Noble Co. Ct.	0	7	3	0	0	2	0	0	0	0	4
Paulding Co. Ct.	0	0	16	0	0	10	0	0	0	0	0
Perry Co. Ct.	0	0	148	0	19	26	0	0	0	1	2
Pike Co. Ct.	0	0	155	0	0	96	0	0	0	1	2
Putnam Co. Ct.	0	0	0	0	0	7	0	0	0	0	29
Sandusky Co. Ct. #1	1	0	38	0	0	9	0	0	0	1	2
Sandusky Co. Ct. #2	0	0	12	0	1	4	0	0	0	0	0
Trumbull Co. Ct. C	0	0	18	0	12	20	0	0	0	1	0
Trumbull Co. Ct. E	0	0	24	0	3	16	0	0	0	0	0
Tuscarawas Co. Ct.	0	0	97	0	0	99	0	0	0	0	0
Vinton Co. Ct.	0	2	27	0	0	10	0	0	0	0	0
Warren Co. Ct.	0	0	2	137	0	31	0	0	0	0	1
Statewide	2	317	2,243	596	98	2,043	4	0	14	17	80

County Courts
Other Civil Overall Caseloads
2005

Court	Cases Pending January 1	New Filings	Reactivations and Transfers	Total Cases	Total Terminations	Clearance Rate	Cases Pending December 31	Cases Pending Beyond Time Guidelines
Adams Co. Ct.	9	19	0	28	18	95%	10	3
Ashtabula Co. Ct. E	13	57	0	70	51	89%	19	0
Ashtabula Co. Ct. W	1	13	0	14	8	62%	6	0
Belmont Co. Ct. E	0	15	0	15	13	87%	2	0
Belmont Co. Ct. N	1	11	0	12	10	91%	2	0
Belmont Co. Ct. W	0	0	0	0	0	-	0	0
Butler Co. Ct. #1	12	33	0	45	41	124%	4	0
Butler Co. Ct. #2	16	63	1	80	59	92%	21	0
Butler Co. Ct. #3	30	58	0	88	7	12%	81	0
Carroll Co. Ct.	108	349	1	458	353	101%	105	1
Erie Co. Ct.	12	48	0	60	50	104%	10	0
Fulton Co. Ct. E	79	221	0	300	242	110%	58	4
Fulton Co. Ct. W	77	449	0	526	438	98%	88	0
Harrison Co. Ct.	1	6	0	7	7	117%	0	0
Highland Co. Ct.	2	5	0	7	4	80%	3	0
Holmes Co. Ct.	0	10	0	10	8	80%	2	0
Jefferson Co. Ct. #1	0	0	0	0	0	-	0	0
Jefferson Co. Ct. #2	0	0	0	0	0	-	0	0
Jefferson Co. Ct. #3	1	5	0	6	3	60%	3	1
Mahoning Co. Ct. #2	18	55	0	73	58	105%	15	1
Mahoning Co. Ct. #3	3	6	0	9	4	67%	5	3
Mahoning Co. Ct. #4	3	22	0	25	18	82%	7	2
Mahoning Co. Ct. #5	8	16	0	24	23	144%	1	0
Meigs Co. Ct.	1	3	0	4	1	33%	3	1
Monroe Co. Ct.	20	172	0	192	144	84%	48	2
Montgomery Co. Ct. #1	14	183	1	198	195	106%	3	0
Montgomery Co. Ct. #2	2	77	0	79	78	101%	1	0
Morgan Co. Ct.	1	10	0	11	10	100%	1	0
Muskingum Co. Ct.	1	37	0	38	34	92%	4	0
Noble Co. Ct.	2	2	0	4	3	150%	1	0
Paulding Co. Ct.	32	123	1	156	121	98%	35	0
Perry Co. Ct.	2	14	0	16	12	86%	4	0
Pike Co. Ct.	25	18	0	43	23	128%	20	19
Putnam Co. Ct.	0	7	0	7	7	100%	0	0
Sandusky Co. Ct. #1	0	3	0	3	2	67%	1	0
Sandusky Co. Ct. #2	4	4	0	8	2	50%	6	0
Trumbull Co. Ct. C	0	0	0	0	0	-	0	0
Trumbull Co. Ct. E	1	5	0	6	5	100%	1	0
Tuscarawas Co. Ct.	1	6	0	7	7	117%	0	0
Vinton Co. Ct.	35	140	2	177	134	94%	43	6
Warren Co. Ct.	0	23	0	23	20	87%	3	0
Statewide	535	2,288	6	2,829	2,213	96%	616	43

County Courts
Other Civil Terminations
2005

Court	Jury Trial	Court Trial	Default Hearing by Judge	Default Hearing by Magistrate	Dismissal: Want of Prosecution	Other Dismissals	Transferred Out	Private Judge	Unavailability of Party	Bankruptcy Stay/Interlocutory Appeal	Other Terminations
Adams Co. Ct.	0	0	13	0	4	1	0	0	0	0	0
Ashtabula Co. Ct. E	0	1	40	1	0	7	0	0	0	0	2
Ashtabula Co. Ct. W	0	0	7	0	0	1	0	0	0	0	0
Belmont Co. Ct. E	0	0	13	0	0	0	0	0	0	0	0
Belmont Co. Ct. N	0	0	0	0	0	2	0	0	0	0	8
Belmont Co. Ct. W	0	0	0	0	0	0	0	0	0	0	0
Butler Co. Ct. #1	0	2	29	0	0	10	0	0	0	0	0
Butler Co. Ct. #2	0	0	50	0	0	8	0	0	0	0	1
Butler Co. Ct. #3	0	0	4	0	0	3	0	0	0	0	0
Carroll Co. Ct.	0	0	252	0	0	90	0	0	0	11	0
Erie Co. Ct.	3	1	35	0	0	11	0	0	0	0	0
Fulton Co. Ct. E	0	0	1	0	0	38	0	0	1	0	202
Fulton Co. Ct. W	0	0	347	0	0	91	0	0	0	0	0
Harrison Co. Ct.	0	0	5	0	0	2	0	0	0	0	0
Highland Co. Ct.	0	0	4	0	0	0	0	0	0	0	0
Holmes Co. Ct.	0	0	8	0	0	0	0	0	0	0	0
Jefferson Co. Ct. #1	0	0	0	0	0	0	0	0	0	0	0
Jefferson Co. Ct. #2	0	0	0	0	0	0	0	0	0	0	0
Jefferson Co. Ct. #3	0	0	3	0	0	0	0	0	0	0	0
Mahoning Co. Ct. #2	0	8	34	1	0	8	0	0	0	0	7
Mahoning Co. Ct. #3	0	0	1	0	0	2	0	0	0	0	1
Mahoning Co. Ct. #4	0	0	9	1	0	2	0	0	0	0	6
Mahoning Co. Ct. #5	0	0	15	0	0	3	0	0	0	0	5
Meigs Co. Ct.	0	0	0	0	0	1	0	0	0	0	0
Monroe Co. Ct.	0	0	0	0	0	8	0	0	0	10	126
Montgomery Co. Ct. #1	0	0	1	0	0	6	0	0	0	0	188
Montgomery Co. Ct. #2	0	0	1	0	0	0	0	0	0	0	77
Morgan Co. Ct.	0	1	4	0	0	5	0	0	0	0	0
Muskingum Co. Ct.	0	0	33	0	0	1	0	0	0	0	0
Noble Co. Ct.	0	1	3	0	0	0	0	0	0	0	0
Paulding Co. Ct.	0	0	97	0	0	22	0	0	0	2	0
Perry Co. Ct.	0	0	4	0	3	0	0	0	0	0	5
Pike Co. Ct.	0	0	18	0	0	4	0	0	0	0	1
Putnam Co. Ct.	0	0	0	0	0	2	0	0	0	0	5
Sandusky Co. Ct. #1	0	0	2	0	0	0	0	0	0	0	0
Sandusky Co. Ct. #2	0	0	2	0	0	0	0	0	0	0	0
Trumbull Co. Ct. C	0	0	0	0	0	0	0	0	0	0	0
Trumbull Co. Ct. E	0	1	4	0	0	0	0	0	0	0	0
Tuscarawas Co. Ct.	0	0	3	0	0	1	0	0	0	0	3
Vinton Co. Ct.	0	2	119	0	0	13	0	0	0	0	0
Warren Co. Ct.	0	0	0	20	0	0	0	0	0	0	0
Statewide	3	17	1,161	23	7	342	0	0	1	23	637

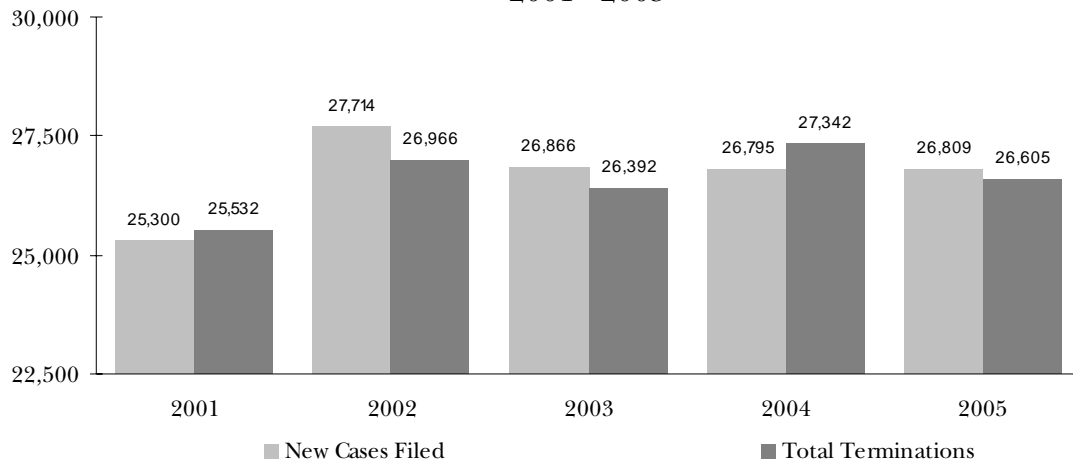
County Courts
Small Claims Overall Caseloads
2005

Court	Cases Pending January 1	New Filings	Reactivations and Transfers	Total Cases	Total Terminations	Clearance Rate	Cases Pending December 31	Cases Pending Beyond Time Guidelines
Adams Co. Ct.	17	73	0	90	66	90%	24	8
Ashtabula Co. Ct. E	21	134	0	155	122	91%	33	6
Ashtabula Co. Ct. W	20	121	0	141	102	84%	39	2
Belmont Co. Ct. E	43	228	0	271	233	102%	38	10
Belmont Co. Ct. N	56	354	0	410	296	84%	114	0
Belmont Co. Ct. W	19	143	0	162	136	95%	26	1
Butler Co. Ct. #1	32	157	1	190	142	90%	48	0
Butler Co. Ct. #2	23	72	2	97	75	101%	22	0
Butler Co. Ct. #3	68	189	3	260	181	94%	79	0
Carroll Co. Ct.	28	207	0	235	219	106%	16	0
Erie Co. Ct.	8	27	0	35	34	126%	1	0
Fulton Co. Ct. E	72	348	0	420	364	105%	56	4
Fulton Co. Ct. W	92	587	0	679	597	102%	82	0
Harrison Co. Ct.	10	85	0	95	81	95%	14	1
Highland Co. Ct.	23	49	2	74	68	133%	6	0
Holmes Co. Ct.	10	529	0	539	474	90%	65	0
Jefferson Co. Ct. #1	13	91	0	104	91	100%	13	0
Jefferson Co. Ct. #2	10	113	0	123	112	99%	11	0
Jefferson Co. Ct. #3	15	77	0	92	82	106%	10	4
Mahoning Co. Ct. #2	125	412	6	543	470	112%	73	5
Mahoning Co. Ct. #3	14	55	1	70	48	86%	22	1
Mahoning Co. Ct. #4	97	354	21	472	353	94%	119	31
Mahoning Co. Ct. #5	45	175	5	225	137	76%	88	24
Meigs Co. Ct.	20	126	1	147	129	102%	18	5
Monroe Co. Ct.	6	114	0	120	108	95%	12	0
Montgomery Co. Ct. #1	36	134	2	172	137	101%	35	0
Montgomery Co. Ct. #2	77	257	10	344	294	110%	50	0
Morgan Co. Ct.	5	33	0	38	29	88%	9	1
Muskingum Co. Ct.	9	75	0	84	82	109%	2	0
Noble Co. Ct.	0	23	5	28	27	96%	1	0
Paulding Co. Ct.	34	231	1	266	254	109%	12	0
Perry Co. Ct.	21	188	0	209	193	103%	16	0
Pike Co. Ct.	114	109	0	223	104	95%	119	96
Putnam Co. Ct.	19	160	0	179	164	103%	15	0
Sandusky Co. Ct. #1	10	137	0	147	122	89%	25	0
Sandusky Co. Ct. #2	17	35	0	52	41	117%	11	0
Trumbull Co. Ct. C	6	119	0	125	100	84%	25	0
Trumbull Co. Ct. E	28	190	0	218	185	97%	33	0
Tuscarawas Co. Ct.	26	120	0	146	120	100%	26	2
Vinton Co. Ct.	17	93	0	110	90	97%	20	3
Warren Co. Ct.	24	155	2	181	144	92%	37	2
Statewide	1,330	6,879	62	8,271	6,806	98%	1,465	206

County Courts
Small Claims Terminations
2005

Court	Hearing by Judge	Hearing by Magistrate	Transfer to Regular Civil Docket	Dismissal: Want of Prosecution	Other Dismissals	Unavailability of Party	Bankruptcy Stay/Interlocutory Appeal	Other Terminations
Adams Co. Ct.	38	0	0	25	0	0	2	1
Ashtabula Co. Ct. E	73	0	1	15	29	1	2	1
Ashtabula Co. Ct. W	67	0	1	0	32	0	2	0
Belmont Co. Ct. E	181	0	0	0	42	0	0	10
Belmont Co. Ct. N	207	0	0	0	74	3	9	3
Belmont Co. Ct. W	77	0	0	0	56	0	0	3
Butler Co. Ct. #1	1	75	1	0	62	0	0	3
Butler Co. Ct. #2	9	41	2	2	19	0	2	0
Butler Co. Ct. #3	5	108	16	0	48	0	3	1
Carroll Co. Ct.	139	0	0	0	79	0	0	1
Erie Co. Ct.	23	1	0	0	10	0	0	0
Fulton Co. Ct. E	5	0	0	0	89	1	0	269
Fulton Co. Ct. W	449	0	0	0	148	0	0	0
Harrison Co. Ct.	47	0	0	0	32	0	1	1
Highland Co. Ct.	39	0	0	0	27	0	1	1
Holmes Co. Ct.	300	0	0	0	172	0	1	1
Jefferson Co. Ct. #1	72	0	1	0	14	3	0	1
Jefferson Co. Ct. #2	76	0	3	0	33	0	0	0
Jefferson Co. Ct. #3	55	0	6	0	3	16	1	1
Mahoning Co. Ct. #2	247	53	0	0	149	6	5	10
Mahoning Co. Ct. #3	30	1	1	0	16	0	0	0
Mahoning Co. Ct. #4	207	30	0	0	89	3	12	12
Mahoning Co. Ct. #5	77	0	0	0	51	0	4	5
Meigs Co. Ct.	91	0	0	0	29	0	2	7
Monroe Co. Ct.	1	0	0	0	10	0	3	94
Montgomery Co. Ct. #1	36	0	70	1	27	0	1	2
Montgomery Co. Ct. #2	153	0	6	12	120	0	1	2
Morgan Co. Ct.	12	0	1	0	16	0	0	0
Muskingum Co. Ct.	73	0	2	5	2	0	0	0
Noble Co. Ct.	7	0	13	1	4	0	0	2
Paulding Co. Ct.	195	0	0	0	56	0	3	0
Perry Co. Ct.	131	0	0	51	6	0	5	0
Pike Co. Ct.	62	0	1	0	40	1	0	0
Putnam Co. Ct.	111	0	0	0	47	0	0	6
Sandusky Co. Ct. #1	92	0	0	0	26	0	2	2
Sandusky Co. Ct. #2	31	0	0	0	8	0	2	0
Trumbull Co. Ct. C	59	0	1	5	30	0	5	0
Trumbull Co. Ct. E	128	0	2	12	42	0	1	0
Tuscarawas Co. Ct.	95	0	0	0	23	0	0	2
Vinton Co. Ct.	67	0	0	2	14	1	0	6
Warren Co. Ct.	19	92	0	1	30	0	1	1
Statewide	3,787	401	128	132	1,804	35	71	448

County Courts
All Civil Cases
2001 - 2005



Section K

Definitions



Clark County Courthouse
Springfield

Definitions

The following definitions are adapted from the implementation manual published pursuant to the *Supreme Court Rules of Superintendence*. They apply only to terms that are found both on the report forms submitted to the Supreme Court of Ohio and on the summary tables included in the *Ohio Courts Summary*.

Courts of Common Pleas Only

The following definitions apply to courts of common pleas only

Admission Uncontested cases terminated by admission, default, or agreement.

Adult Cases R.C. 2919.24 Juvenile court cases brought against an adult who is the defendant accused of contributing to the neglect, unruliness, or delinquency of a minor.

All Others Any case that cannot appropriately be recorded in a listed category.

Bankruptcy Stay/Interlocutory Appeal Cases in which a bankruptcy stay has been issued or an interlocutory appeal taken. Once the stay is removed or the case remanded, the case is reactivated.

Certification/Waiver Granted Juvenile delinquency cases transferred for criminal prosecution to the appropriate court having jurisdiction of the offense; more commonly referred to as "bindovers".

Change of Custody Post-decree domestic relations cases in which the court must adjudicate a motion for change of custody, including requests for change of custody based upon an election of the child and cases where custody is contested. Juvenile cases are included where there is an application for writ of habeas corpus involving the custody of a child or where a motion for change of custody is filed pursuant to Juv. R. 10(A).

Clearance Rate In all case types, clearance rate is a statistical calculation that compares the number of cases filed during the year to the number of cases terminated during the same year. It is determined by dividing the total number of terminations by the total number of new filings, reactivations and transfers. It is expressed as a percentage. For example, if 50 terminations and 100 total filings are reported then the clearance rate would be 50%.

Court Trial A case is considered terminated by trial to the court (i.e. judge) if judgment is rendered after the first witness is sworn.

Criminal Cases in which a person is charged with violation of a state law or local ordinance other than a traffic law or ordinance. For purposes of tracking the age of the case for these reports, the case begins at arraignment.

Default Cognovit judgments and default judgments in civil cases.

Default/Uncontested Domestic relations cases in which there is no responsive pleading filed or the defendant fails to appear in person or through counsel.

Delinquency Juvenile cases filed concerning a delinquent child, as defined by R.C. 2152.02.

Dependency, Neglect, or Abuse Juvenile cases concerning the neglected child, as defined by R.C. 2151.03; the dependent child, as defined by R.C. 2151.04; or the abused child, as defined by R.C. 2151.031.

Dismissals Before or after pre-trial conference, but prior to the swearing of the first witness, the case is dismissed by the judge or prosecutor with or without prejudice.

Dismissals for Want of Prosecution (Civil Cases) or Lack of Speedy Trial (Criminal Cases) Cases dismissed pursuant to R.C. 2945.73 or Sup. R. 40 for want of prosecution within the prescribed time limits. This termination line does not track criminal cases dismissed for want of prosecution.

Dissolution of Marriage Domestic relations cases in which a petition for dissolution of marriage has been filed pursuant to R.C. 3105.63, with or without minor children.

Diversion or Arbitration Criminal cases where diversion has been granted after arraignment on the indictment or information, but not as a condition of a sentence placing the accused on probation. In civil cases in which the court has adopted a mandatory arbitration rule, the referral of the case to arbitration does not constitute a termination. A case is reported as terminated by arbitration after a report and award have been filed and the period for the filing of an appeal or exception has run.

Domestic Violence Domestic violence actions filed as separate cases pursuant to R.C. 3113.31. This does not include miscellaneous matters filed in pending cases such as motions to evict.

Guilty/No Contest Plea to Reduced Charge Criminal cases terminated by the acceptance of a plea of guilty or no contest to a reduced charge. The change of plea must occur prior to the swearing of the jury or the swearing of the first witness in a court trial.

Jury Trial A case is considered terminated by jury trial if judgment is rendered after the jury is sworn regardless of the outcome of the trial.

Mediation/Conciliation Domestic relations cases in which a petition for conciliation has been filed or a referral to mediation has been made. Petition or referral seeks to defer further action and prevents or suspends proceedings for divorce, annulment, or alimony.

Motion for Permanent Custody Juvenile cases in which a complaint or motion for permanent custody has been filed when custody is contested. This does not include voluntary placements.

Other Civil Cases Civil cases that are not included within any of the other categories. Ancillary proceedings are not reported as cases.

Parentage Cases brought pursuant to R.C. Chapter 3111., the Uniform Parentage Act. Once paternity is established, the parentage case is considered terminated for reporting purposes.

Personal Injury Civil cases in which the principal issue is liability for, or the amount of damages to be received for, allegedly tortious conduct resulting in personal injury.

Support Enforcement/Modification Post-decree domestic relations cases in which it is alleged that there has been disobedience of, or resistance to, a lawful judgment of the court requiring the payment of support. A case is reported only once, regardless of the number of pending motions.

Traffic Cases dealing with matters involving traffic offenders. Juveniles, as defined by R.C. 2152.02 (N), and adult traffic cases include any violation of state law or local ordinance arising out of the use of a motor vehicle except those involving OVI charges.

Transfer to Another Judge or Court Cases terminated by virtue of transferring the case from one judge to another judge within the same division of a court by an assignment of the administrative judge or by transferring the case to another court. This action constitutes complete divestment of responsibility by the original judge.

Trial by Judge Contested matters terminated as a result of a hearing conducted by a judge.

Trial by Magistrate Contested cases settled or dismissed, or in which the accused changes plea after the first witness has been sworn. This category is limited to substantive hearings held by a magistrate.

Unavailability of Accused for Trial or Sentencing Cases terminated when a defendant is unavailable due to mental status, incarceration on other charges, or flight from custody. The mere failure of the accused to appear at the time the case is set for trial or hearing does not, in itself, authorize termination by reason of unavailability.

Unruly Juvenile cases concerning unruly children, as defined by R.C. 2151.022.

U.I.F.S.A. Cases brought pursuant to R.C. Chapter 3115, the Uniform Interstate Family Support Act, that are handled by the domestic relations or juvenile divisions, including cases initiated in Ohio and cases in which Ohio is the responding state.

Visitation Enforcement/Modification Post-decree domestic relations cases in which it is alleged there has been disobedience of, or resistance to, lawful judgment of the court relative to child visitation rights. A case is listed only once, regardless of the number of pending motions.

Voluntary Dismissal Voluntary withdrawal of a pending domestic relations action, for any reason, by the person who originally filed the cause or action.

Workers' Compensation Appeals filed under R.C. 4123.512, including noncompliance actions by the state for recovery of benefits or of premiums, and mandamus actions arising from claims or awards.

Municipal and County Courts Only

The following definitions apply to municipal and county courts only

Clearance Rate In all case types, clearance rate is a statistical calculation that compares the number of cases filed during the year to the number of cases terminated during the same year. It is determined by dividing the total number of terminations by the total number of new filings, reactivations and transfers. It is expressed as a percentage. For example, if 50 terminations and 100 total filings are reported then the clearance rate would be 50%.

Criminal Cases in which a person is charged with violation of a state law or local ordinance other than a traffic law or ordinance. For purposes of tracking the age of the case for these reports, the case begins at arraignment.

Default Cognovit judgments and default judgments in civil cases.

Dismissals Before or after pre-trial conference, but prior to the swearing of the first witness, the case is dismissed by the judge or prosecutor with or without prejudice.

Dismissal for Want of Prosecution (Civil Cases) or Lack of Speedy Trial (Criminal Cases) Cases dismissed pursuant to R.C. 2945.73 or Sup. R. 40 for want of prosecution within the prescribed time limits. This termination line does not track criminal cases dismissed for want of prosecution.

F.E.D. (Forcible Entry and Detainer) A summary proceeding initiated under R.C. 1923. or 5321. for restoring possession of real property to one who is wrongfully kept out or has been wrongfully deprived of possession.

Felony A felony is defined by R.C. 2901.02 and Crim. R. 2 as an offense specifically classified as a felony, regardless of penalty, or an offense in which imprisonment for more than one year can be imposed. When transferred to the common pleas court, these cases will be reported as criminal cases by the receiving court.

Guilty/No Contest Plea to Reduced Charge Criminal cases terminated by the acceptance of a plea of guilty or no contest to a reduced charge. The change of plea must occur prior to the swearing of the jury or the swearing of the first witness in a court trial.

Hearing by Magistrate Contested cases settled or dismissed, or in which the accused changes plea after the first witness has been sworn. This category is limited to substantive hearings held by a magistrate.

Jury Trial A case is considered terminated by jury trial if judgment is rendered after the jury is sworn regardless of the outcome of the trial.

Misdemeanors A misdemeanor is defined by R.C. 2901.02 and Crim. R. 2 as an offense specifically classified as a misdemeanor, or an offense in which imprisonment for not more than one year can be imposed. While traffic offenses fall within this definition, they are reported as OVI or other traffic offenses (see below) and not as misdemeanors.

Other Civil Cases Civil cases that are not included within any of the other categories. Ancillary proceedings are not reported as cases.

Other Traffic A misdemeanor charged under a statute or an ordinance arising out of the use of any type of vehicle that is generally used on the roads of the state, except an OVI offense. Parking violations are not included in this category or anywhere else in the *Ohio Courts Summary*.

O.V.I. (Operating a Vehicle while Under the Influence). Cases that include a violation of R.C. 4511.19 or of any local ordinance that prohibits operating a motor vehicle while under the influence of alcohol or any drug of abuse.

Personal Injury Civil cases in which the principal issue is liability for, or the amount of damages to be received for, allegedly tortious conduct resulting in personal injury.

Small Claims Civil actions brought under R.C. 1925. for the recovery of small debts and accounts, not exceeding two thousand dollars, exclusive of interest and costs.

Transfer Cases terminated by virtue of transferring the case from one judge to another judge within the same division of a court by an assignment of the administrative judge or by transferring the case to another court. This category also includes cases bound over to a grand jury as a result of waiver of a preliminary hearing and small claims cases transferred to the regular civil docket. This action constitutes complete divestment of responsibility by the original judge.

Transferred Out Cases transferred to other courts or other judges of the original court as reported by the individually assigned judge pursuant to Sup. R. 37(A)(3)(b).

Trial/Hearing by Judge Felony cases bound over to a grand jury as a result of a preliminary hearing and other cases terminated in particular sessions by a judge.

Unavailability of Accused Cases terminated when a defendant is unavailable due to mental status, incarceration on other charges, or flight from custody. The mere failure of the accused to appear at the time the case is set for trial or hearing does not, in itself, authorize termination by reason of unavailability.

Violations Bureau This termination type includes misdemeanor and other traffic cases terminated by payment of a fine at a Traffic Violations Bureau.



THE SUPREME COURT *of* OHIO

Judicial & Court Services Division
Case Management Section
65 South Front Street
Columbus, Ohio 43215-3431
614.387.9410

